

## Appendix A13.4 Count Data

Site 3  
 Location Clonshaugh Road, north of JTC Site 1  
 Direction Northbound

Wednesday, 13 April 2016

Time	Total	Classification												LV PCU	HV PCU	PCU
		1 MCL	2 SV	3 SVT	4 TB2	5 TB3	6 T4	7 ART3	8 ART4	9 ART5	10 ART6	11 BD	12 DRT			
0000	18	0	17	0	1	0	0	0	0	0	0	0	0	17	2	19
0100	7	0	7	0	0	0	0	0	0	0	0	0	0	7	0	7
0200	7	0	7	0	0	0	0	0	0	0	0	0	0	7	0	7
0300	7	0	7	0	0	0	0	0	0	0	0	0	0	7	0	7
0400	7	0	6	0	1	0	0	0	0	0	0	0	0	6	2	8
0500	24	1	19	0	3	1	0	0	0	0	0	0	0	20	6	26
0600	47	4	38	0	3	1	0	0	1	0	0	0	0	40	8	48
0700	126	2	104	0	20	0	0	0	0	0	0	0	0	105	30	135
0800	176	0	156	1	18	1	0	0	0	0	0	0	0	157	29	186
<b>0900</b>	<b>192</b>	<b>3</b>	<b>169</b>	<b>1</b>	<b>19</b>	<b>0</b>	<b>0</b>	<b>0</b>	<b>0</b>	<b>0</b>	<b>0</b>	<b>0</b>	<b>0</b>	172	29	200
1000	159	0	136	2	19	0	0	1	0	0	1	0	0	138	33	171
1100	166	1	152	0	12	0	1	0	0	0	0	0	0	153	20	172
1200	197	4	174	0	17	1	0	1	0	0	0	0	0	176	29	205
1300	216	2	196	0	16	0	0	1	1	0	0	0	0	197	29	226
1400	235	4	210	2	19	0	0	0	0	0	0	0	0	214	29	243
1500	268	4	248	1	13	1	0	0	1	0	0	0	0	251	23	274
1600	321	3	299	1	18	0	0	0	0	0	0	0	0	302	27	329
<b>1700</b>	<b>393</b>	<b>7</b>	<b>363</b>	<b>2</b>	<b>21</b>	<b>0</b>	<b>0</b>	<b>0</b>	<b>0</b>	<b>0</b>	<b>0</b>	<b>0</b>	<b>0</b>	369	32	400
1800	286	0	274	0	12	0	0	0	0	0	0	0	0	274	18	292
1900	196	2	189	1	4	0	0	0	0	0	0	0	0	191	6	197
2000	124	0	122	1	1	0	0	0	0	0	0	0	0	123	2	125
2100	96	0	94	1	1	0	0	0	0	0	0	0	0	95	2	97
2200	42	1	40	0	1	0	0	0	0	0	0	0	0	41	2	42
2300	22	0	20	0	2	0	0	0	0	0	0	0	0	20	3	23
<b>07-19</b>	<b>2735</b>	<b>30</b>	<b>2481</b>	<b>10</b>	<b>204</b>	<b>3</b>	<b>1</b>	<b>3</b>	<b>2</b>	<b>0</b>	<b>1</b>	<b>0</b>	<b>0</b>			
<b>19-23</b>	<b>3198</b>	<b>33</b>	<b>2926</b>	<b>13</b>	<b>211</b>	<b>3</b>	<b>1</b>	<b>3</b>	<b>2</b>	<b>0</b>	<b>1</b>	<b>0</b>	<b>0</b>			
<b>23-07am</b>	<b>3262</b>	<b>5</b>	<b>121</b>	<b>0</b>	<b>10</b>	<b>2</b>	<b>0</b>	<b>0</b>	<b>1</b>	<b>0</b>	<b>0</b>	<b>0</b>	<b>0</b>			
<b>00-00</b>	<b>3332</b>	<b>38</b>	<b>3047</b>	<b>13</b>	<b>221</b>	<b>5</b>	<b>1</b>	<b>3</b>	<b>3</b>	<b>0</b>	<b>1</b>	<b>0</b>	<b>0</b>			

Site 3  
 Location Clonshaugh Road, north of JTC Site 1  
 Direction Southbound

Wednesday, 13 April 2016

Time	Total	Classification												LV PCU	HV PCU	PCU	
		1 MCL	2 SV	3 SVT	4 TB2	5 TB3	6 T4	7 ART3	8 ART4	9 ART5	10 ART6	11 BD	12 DRT				
0000	13	0	13	0	0	0	0	0	0	0	0	0	0	0	13	0	13
0100	8	0	8	0	0	0	0	0	0	0	0	0	0	0	8	0	8
0200	5	0	4	0	0	1	0	0	0	0	0	0	0	4	2	6	
0300	3	0	3	0	0	0	0	0	0	0	0	0	0	3	0	3	
0400	8	0	4	0	4	0	0	0	0	0	0	0	0	4	6	10	
0500	25	0	20	0	5	0	0	0	0	0	0	0	0	20	8	28	
0600	107	0	98	0	7	2	0	0	0	0	0	0	0	98	14	112	
0700	283	3	257	1	19	3	0	0	0	0	0	0	0	260	33	293	
<b>0800</b>	<b>345</b>	<b>5</b>	<b>307</b>	<b>3</b>	<b>25</b>	<b>0</b>	<b>2</b>	<b>2</b>	<b>1</b>	<b>0</b>	<b>0</b>	<b>0</b>	<b>0</b>	<b>313</b>	<b>47</b>	<b>360</b>	
0900	317	0	293	0	24	0	0	0	0	0	0	0	0	293	36	329	
1000	194	0	170	0	24	0	0	0	0	0	0	0	0	170	36	206	
1100	193	0	164	0	28	1	0	0	0	0	0	0	0	164	44	208	
1200	199	1	185	1	10	1	0	1	0	0	0	0	0	187	19	205	
1300	250	2	223	0	22	0	1	1	1	0	0	0	0	224	39	263	
1400	217	2	209	0	6	0	0	0	0	0	0	0	0	210	9	219	
1500	196	0	165	1	28	1	1	0	0	0	0	0	0	166	45	211	
<b>1600</b>	<b>273</b>	<b>3</b>	<b>240</b>	<b>0</b>	<b>27</b>	<b>1</b>	<b>2</b>	<b>0</b>	<b>0</b>	<b>0</b>	<b>0</b>	<b>0</b>	<b>0</b>	<b>242</b>	<b>45</b>	<b>287</b>	
1700	241	3	225	1	12	0	0	0	0	0	0	0	0	228	18	246	
1800	218	3	207	1	7	0	0	0	0	0	0	0	0	210	11	220	
1900	155	0	141	1	13	0	0	0	0	0	0	0	0	142	20	162	
2000	159	0	152	0	6	1	0	0	0	0	0	0	0	152	11	163	
2100	74	0	72	0	2	0	0	0	0	0	0	0	0	72	3	75	
2200	59	2	56	0	1	0	0	0	0	0	0	0	0	57	2	59	
2300	15	1	14	0	0	0	0	0	0	0	0	0	0	15	0	15	
<b>07-19</b>	<b>2926</b>	<b>22</b>	<b>2645</b>	<b>8</b>	<b>232</b>	<b>7</b>	<b>6</b>	<b>4</b>	<b>2</b>	<b>0</b>	<b>0</b>	<b>0</b>	<b>0</b>				
<b>19-23</b>	<b>3421</b>	<b>8</b>	<b>853</b>	<b>3</b>	<b>41</b>	<b>1</b>	<b>0</b>	<b>0</b>	<b>0</b>	<b>0</b>	<b>0</b>	<b>0</b>	<b>0</b>				
<b>23-07am</b>	<b>3495</b>	<b>1</b>	<b>164</b>	<b>0</b>	<b>16</b>	<b>3</b>	<b>0</b>	<b>0</b>	<b>0</b>	<b>0</b>	<b>0</b>	<b>0</b>	<b>0</b>				
<b>00-00</b>	<b>3557</b>	<b>25</b>	<b>3230</b>	<b>9</b>	<b>270</b>	<b>11</b>	<b>6</b>	<b>4</b>	<b>2</b>	<b>0</b>	<b>0</b>	<b>0</b>	<b>0</b>				

Site 4  
 Location N32, east of JTC Site 2  
 Direction Eastbound

Wednesday, 13 April 2016

Time	Total	Classification											
		1 MCL	2 SV	3 SVT	4 TB2	5 TB3	6 T4	7 ART3	8 ART4	9 ART5	10 ART6	11 BD	12 DRT
0000	145	0	131	0	7	1	0	0	3	2	1	0	0
0100	77	0	72	0	3	0	0	0	0	1	1	0	0
0200	39	0	36	0	1	0	0	0	1	1	0	0	0
0300	24	0	15	1	6	0	0	0	0	0	2	0	0
0400	53	0	43	0	10	0	0	0	0	0	0	0	0
0500	150	2	117	1	25	2	1	0	1	0	1	0	0
0600	526	2	433	2	69	2	3	0	5	2	3	3	2
0700	1278	9	1116	8	101	3	8	1	6	5	6	3	12
0800	1229	3	1127	8	62	1	8	3	6	2	1	2	6
<b>0900</b>	<b>1290</b>	<b>4</b>	<b>1131</b>	<b>8</b>	<b>110</b>	<b>2</b>	<b>5</b>	<b>0</b>	<b>10</b>	<b>10</b>	<b>7</b>	<b>0</b>	<b>3</b>
1000	894	2	734	6	122	2	5	0	6	9	8	0	0
1100	987	0	805	7	149	2	8	1	3	3	8	1	0
1200	1112	3	945	11	121	4	8	0	8	3	6	0	3
1300	1104	8	944	10	105	3	4	2	12	6	6	1	3
1400	1226	8	1050	16	106	4	6	1	12	6	8	2	7
1500	1085	5	955	3	78	3	7	2	10	3	9	4	6
1600	1294	6	1186	10	55	4	10	0	6	1	4	1	11
<b>1700</b>	<b>1465</b>	<b>8</b>	<b>1373</b>	<b>12</b>	<b>34</b>	<b>4</b>	<b>5</b>	<b>1</b>	<b>14</b>	<b>1</b>	<b>6</b>	<b>2</b>	<b>5</b>
1800	1321	8	1219	16	50	5	4	0	11	2	4	0	2
1900	1070	5	988	10	40	0	2	2	10	5	4	0	4
2000	857	2	795	9	27	1	2	0	10	4	5	0	2
2100	616	2	578	3	22	0	1	0	4	2	4	0	0
2200	463	1	440	2	12	0	1	0	5	0	1	0	1
2300	258	1	239	1	12	0	0	0	3	0	2	0	0
<b>07-19</b>	<b>14285</b>	<b>64</b>	<b>12585</b>	<b>115</b>	<b>1093</b>	<b>37</b>	<b>78</b>	<b>11</b>	<b>104</b>	<b>51</b>	<b>73</b>	<b>16</b>	<b>58</b>
<b>19-23</b>	<b>17354</b>	<b>10</b>	<b>2801</b>	<b>24</b>	<b>101</b>	<b>1</b>	<b>6</b>	<b>2</b>	<b>29</b>	<b>11</b>	<b>14</b>	<b>0</b>	<b>7</b>
<b>23-7am</b>	<b>18075</b>	<b>5</b>	<b>1086</b>	<b>5</b>	<b>133</b>	<b>5</b>	<b>4</b>	<b>0</b>	<b>13</b>	<b>6</b>	<b>10</b>	<b>3</b>	<b>2</b>
<b>00-00</b>	<b>18563</b>	<b>79</b>	<b>16472</b>	<b>144</b>	<b>1327</b>	<b>43</b>	<b>88</b>	<b>13</b>	<b>146</b>	<b>68</b>	<b>97</b>	<b>19</b>	<b>67</b>



Site 4  
 Location N32, east of JTC Site 2  
 Direction Westbound

Wednesday, 13 April 2016

Time	Total	Classification											
		1 MCL	2 SV	3 SVT	4 TB2	5 TB3	6 T4	7 ART3	8 ART4	9 ART5	10 ART6	11 BD	12 DRT
0000	170	0	156	0	9	0	2	0	1	2	0	0	0
0100	66	0	57	0	6	0	0	0	0	3	0	0	0
0200	39	0	35	0	2	0	1	0	0	1	0	0	0
0300	59	1	53	0	3	0	0	0	0	2	0	0	0
0400	95	0	77	0	11	1	0	0	3	2	1	0	0
0500	252	0	213	1	32	2	1	0	1	1	1	0	0
0600	629	5	550	4	51	1	2	2	3	4	4	1	2
0700	1538	2	1335	32	82	18	19	0	24	0	9	5	12
<b>0800</b>	<b>1678</b>	<b>15</b>	<b>1507</b>	<b>21</b>	<b>41</b>	<b>14</b>	<b>30</b>	<b>5</b>	<b>20</b>	<b>3</b>	<b>13</b>	<b>3</b>	<b>6</b>
0900	1318	11	1128	21	87	11	17	3	12	3	13	0	12
1000	1136	6	924	11	139	6	11	2	17	4	11	0	5
1100	1046	4	846	17	110	7	13	4	15	8	16	1	5
1200	1127	6	928	15	116	5	17	2	11	6	13	4	4
1300	1211	6	1026	19	90	10	15	1	18	2	13	1	10
1400	1179	3	987	26	108	9	12	0	14	2	9	2	7
1500	1476	7	1253	19	131	10	18	3	13	1	13	3	5
<b>1600</b>	<b>1633</b>	<b>6</b>	<b>1395</b>	<b>34</b>	<b>79</b>	<b>18</b>	<b>28</b>	<b>4</b>	<b>25</b>	<b>3</b>	<b>26</b>	<b>2</b>	<b>13</b>
1700	1530	12	1360	26	61	8	22	0	11	6	8	3	13
1800	1233	4	1090	32	48	5	15	0	11	2	16	4	6
1900	963	1	884	23	33	3	3	1	11	2	0	2	0
2000	726	5	662	6	39	2	1	0	4	2	4	0	1
2100	554	1	513	5	26	3	2	0	1	2	1	0	0
2200	356	1	335	1	13	1	0	0	3	2	0	0	0
2300	232	2	210	0	15	0	0	0	3	0	2	0	0
<b>07-19</b>	<b>16105</b>	<b>82</b>	<b>13779</b>	<b>273</b>	<b>1092</b>	<b>121</b>	<b>217</b>	<b>24</b>	<b>191</b>	<b>40</b>	<b>160</b>	<b>28</b>	<b>98</b>
<b>19-23</b>	<b>18977</b>	<b>8</b>	<b>2394</b>	<b>35</b>	<b>111</b>	<b>9</b>	<b>6</b>	<b>1</b>	<b>19</b>	<b>8</b>	<b>5</b>	<b>2</b>	<b>1</b>
<b>23-7am</b>	<b>19565</b>	<b>8</b>	<b>1351</b>	<b>5</b>	<b>129</b>	<b>4</b>	<b>6</b>	<b>2</b>	<b>11</b>	<b>15</b>	<b>8</b>	<b>1</b>	<b>2</b>
<b>00-00</b>	<b>20246</b>	<b>98</b>	<b>17524</b>	<b>313</b>	<b>1332</b>	<b>134</b>	<b>229</b>	<b>27</b>	<b>221</b>	<b>63</b>	<b>173</b>	<b>31</b>	<b>101</b>



Site 7  
 Location Coast Road, south of JTC Site 8  
 Direction Northbound

6173 / Greater Dublin Drainage Project  
 April 2016  
 Automatic Traffic Count

Tuesday, 12 April 2016

Time	Total	Classification												>PSL 60	>PSL% 60	>SL1 65 +5kph	>SL1% 65 +5kph	>SL2 70 +10kph	>SL2% 70 +10kph	Mean	Vpp 85
		1 MCL	2 SV	3 SVT	4 TB2	5 TB3	6 T4	7 ART3	8 ART4	9 ART5	10 ART6	11 BD	12 DRT								
0000	16	0	16	0	0	0	0	0	0	0	0	0	0	5	31.3	3	18.8	0	0	54.3	65.2
0100	7	0	6	0	1	0	0	0	0	0	0	0	0	1	14.3	0	0	0	0	53.4	-
0200	4	0	4	0	0	0	0	0	0	0	0	0	0	2	50	2	50	2	50	57.6	-
0300	3	0	2	0	1	0	0	0	0	0	0	0	0	2	66.7	1	33.3	0	0	62.6	-
0400	11	0	11	0	0	0	0	0	0	0	0	0	0	5	45.5	3	27.3	0	0	59	65.5
0500	20	0	16	0	1	3	0	0	0	0	0	0	0	9	45	5	25	5	25	60.7	75.2
0600	85	1	65	2	14	3	0	0	0	0	0	0	0	36	42.4	25	29.4	8	9.4	58.1	67.7
0700	232	2	208	0	18	3	0	0	1	0	0	0	0	69	29.7	28	12.1	10	4.3	56.1	63.4
<b>0800</b>	<b>529</b>	<b>1</b>	<b>481</b>	<b>6</b>	<b>31</b>	<b>2</b>	<b>6</b>	<b>1</b>	<b>0</b>	<b>0</b>	<b>1</b>	<b>0</b>	<b>0</b>	<b>51</b>	<b>9.6</b>	<b>22</b>	<b>4.2</b>	<b>7</b>	<b>1.3</b>	<b>46.8</b>	<b>57.6</b>
0900	377	2	329	3	36	3	3	0	1	0	0	0	0	49	13	17	4.5	7	1.9	52	59.4
1000	323	3	284	3	19	3	8	0	1	0	0	0	2	39	12.1	14	4.3	2	0.6	52.6	58.7
1100	330	4	290	4	27	2	3	0	0	0	0	0	0	52	15.8	21	6.4	6	1.8	51.3	60.1
1200	371	5	323	3	31	0	7	0	0	2	0	0	0	74	19.9	28	7.5	8	2.2	52.6	61.9
1300	408	4	364	1	33	2	4	0	0	0	0	0	0	66	16.2	19	4.7	8	2	51.4	60.1
1400	457	3	403	5	39	1	6	0	0	0	0	0	0	43	9.4	14	3.1	2	0.4	52	58
1500	506	5	454	1	38	2	5	1	0	0	0	0	0	65	12.8	17	3.4	4	0.8	51.2	58.7
<b>1600</b>	<b>626</b>	<b>3</b>	<b>562</b>	<b>2</b>	<b>52</b>	<b>1</b>	<b>4</b>	<b>0</b>	<b>2</b>	<b>0</b>	<b>0</b>	<b>0</b>	<b>0</b>	<b>52</b>	<b>8.3</b>	<b>17</b>	<b>2.7</b>	<b>5</b>	<b>0.8</b>	<b>49.5</b>	<b>56.5</b>
1700	586	13	534	6	30	0	3	0	0	0	0	0	0	101	17.2	31	5.3	14	2.4	50.8	60.5
1800	457	24	415	2	14	0	2	0	0	0	0	0	0	86	18.8	36	7.9	15	3.3	50.1	60.8
1900	367	16	332	4	12	0	1	0	1	0	1	0	0	87	23.7	45	12.3	17	4.6	53.7	63.4
2000	289	9	275	1	4	0	0	0	0	0	0	0	0	78	27	34	11.8	14	4.8	55	63
2100	210	4	202	0	4	0	0	0	0	0	0	0	0	58	27.6	25	11.9	14	6.7	56.2	63.7
2200	121	1	116	1	2	1	0	0	0	0	0	0	0	38	31.4	17	14	6	5	56.6	63.7
2300	64	0	59	0	5	0	0	0	0	0	0	0	0	35	54.7	12	18.8	11	17.2	60.4	70.9
<b>07-19</b>	<b>5202</b>	<b>69</b>	<b>4647</b>	<b>36</b>	<b>368</b>	<b>19</b>	<b>51</b>	<b>2</b>	<b>5</b>	<b>2</b>	<b>1</b>	<b>0</b>	<b>2</b>	<b>747</b>	<b>14.4</b>	<b>264</b>	<b>5.1</b>	<b>88</b>	<b>1.7</b>	<b>51</b>	<b>59.4</b>
<b>06-22</b>	<b>6153</b>	<b>99</b>	<b>5521</b>	<b>43</b>	<b>402</b>	<b>22</b>	<b>52</b>	<b>2</b>	<b>6</b>	<b>2</b>	<b>2</b>	<b>0</b>	<b>2</b>	<b>1006</b>	<b>16.3</b>	<b>393</b>	<b>6.4</b>	<b>141</b>	<b>2.3</b>	<b>51.6</b>	<b>60.5</b>
<b>06-00</b>	<b>6338</b>	<b>100</b>	<b>5696</b>	<b>44</b>	<b>409</b>	<b>23</b>	<b>52</b>	<b>2</b>	<b>6</b>	<b>2</b>	<b>2</b>	<b>0</b>	<b>2</b>	<b>1079</b>	<b>17</b>	<b>422</b>	<b>6.7</b>	<b>158</b>	<b>2.5</b>	<b>51.8</b>	<b>60.5</b>
<b>00-00</b>	<b>6399</b>	<b>100</b>	<b>5751</b>	<b>44</b>	<b>412</b>	<b>26</b>	<b>52</b>	<b>2</b>	<b>6</b>	<b>2</b>	<b>2</b>	<b>0</b>	<b>2</b>	<b>1103</b>	<b>17.2</b>	<b>436</b>	<b>6.8</b>	<b>165</b>	<b>2.6</b>	<b>51.8</b>	<b>60.5</b>



Site 7  
 Location Coast Road, south of JTC Site 8  
 Direction Northbound

6173 / Greater Dublin Drainage Project  
 April 2016  
 Automatic Traffic Count

Wednesday, 13 April 2016

Time	Total	Classification												>PSL 60	>PSL% 60	>SL1 65 +5kph	>SL1% 65 +5kph	>SL2 70 +10kph	>SL2% 70 +10kph	Mean	Vpp 85
		1 MCL	2 SV	3 SVT	4 TB2	5 TB3	6 T4	7 ART3	8 ART4	9 ART5	10 ART6	11 BD	12 DRT								
0000	23	0	23	0	0	0	0	0	0	0	0	0	0	18	78.3	13	56.5	10	43.5	70.7	87.5
0100	11	0	11	0	0	0	0	0	0	0	0	0	0	9	81.8	6	54.5	4	36.4	68.4	79.6
0200	8	0	8	0	0	0	0	0	0	0	0	0	0	8	100	6	75	5	62.5	70.9	-
0300	4	0	3	0	1	0	0	0	0	0	0	0	0	2	50	0	0	0	0	60.5	-
0400	16	0	14	0	2	0	0	0	0	0	0	0	0	9	56.3	5	31.3	1	6.3	60.8	66.6
0500	27	0	20	0	7	0	0	0	0	0	0	0	0	19	70.4	12	44.4	8	29.6	65.7	76
0600	69	0	56	0	13	0	0	0	0	0	0	0	0	38	55.1	26	37.7	19	27.5	63.7	72.7
0700	235	4	206	2	21	1	1	0	0	0	0	0	0	98	41.7	34	14.5	11	4.7	57.8	64.8
<b>0800</b>	<b>532</b>	<b>1</b>	<b>497</b>	<b>4</b>	<b>24</b>	<b>0</b>	<b>5</b>	<b>0</b>	<b>0</b>	<b>0</b>	<b>1</b>	<b>0</b>	<b>0</b>	<b>79</b>	<b>14.8</b>	<b>23</b>	<b>4.3</b>	<b>11</b>	<b>2.1</b>	<b>52.2</b>	<b>59.8</b>
0900	400	7	343	2	37	5	6	0	0	0	0	0	0	60	15	22	5.5	4	1	51.8	59.8
1000	323	12	272	2	30	1	6	0	0	0	0	0	0	65	20.1	24	7.4	7	2.2	51.7	61.9
1100	324	8	273	3	32	2	4	1	1	0	0	0	0	70	21.6	28	8.6	7	2.2	53.5	62.3
1200	372	9	321	2	37	0	2	1	0	0	0	0	0	73	19.6	22	5.9	3	0.8	53.5	60.8
1300	465	10	420	3	27	0	5	0	0	0	0	0	0	54	11.6	18	3.9	6	1.3	50.6	58.7
1400	478	4	430	2	38	0	2	1	0	0	1	0	0	57	11.9	26	5.4	14	2.9	51.7	58.7
1500	558	6	497	5	38	2	10	0	0	0	0	0	0	67	12	22	3.9	8	1.4	48.5	58.3
<b>1600</b>	<b>589</b>	<b>12</b>	<b>522</b>	<b>1</b>	<b>46</b>	<b>1</b>	<b>5</b>	<b>0</b>	<b>0</b>	<b>1</b>	<b>1</b>	<b>0</b>	<b>0</b>	<b>61</b>	<b>10.4</b>	<b>13</b>	<b>2.2</b>	<b>5</b>	<b>0.8</b>	<b>49.8</b>	<b>57.6</b>
1700	527	9	478	7	31	0	1	1	0	0	0	0	0	96	18.2	24	4.6	7	1.3	51.7	60.5
1800	496	27	445	4	18	1	1	0	0	0	0	0	0	88	17.7	27	5.4	10	2	51.9	60.5
1900	383	9	354	2	16	1	0	0	1	0	0	0	0	86	22.5	32	8.4	12	3.1	54.3	62.3
2000	256	3	244	0	8	1	0	0	0	0	0	0	0	72	28.1	26	10.2	12	4.7	55.9	63
2100	182	5	172	2	3	0	0	0	0	0	0	0	0	61	33.5	28	15.4	12	6.6	56.3	64.8
2200	147	1	141	0	5	0	0	0	0	0	0	0	0	59	40.1	25	17	13	8.8	58.9	66.2
2300	65	0	60	0	5	0	0	0	0	0	0	0	0	41	63.1	19	29.2	12	18.5	62.5	70.6
<b>07-19</b>	<b>5299</b>	<b>109</b>	<b>4704</b>	<b>37</b>	<b>379</b>	<b>13</b>	<b>48</b>	<b>4</b>	<b>1</b>	<b>1</b>	<b>3</b>	<b>0</b>	<b>0</b>	<b>868</b>	<b>16.4</b>	<b>283</b>	<b>5.3</b>	<b>93</b>	<b>1.8</b>	<b>51.6</b>	<b>60.1</b>
<b>06-22</b>	<b>6189</b>	<b>126</b>	<b>5530</b>	<b>41</b>	<b>419</b>	<b>15</b>	<b>48</b>	<b>4</b>	<b>2</b>	<b>1</b>	<b>3</b>	<b>0</b>	<b>0</b>	<b>1125</b>	<b>18.2</b>	<b>395</b>	<b>6.4</b>	<b>148</b>	<b>2.4</b>	<b>52.2</b>	<b>60.8</b>
<b>06-00</b>	<b>6401</b>	<b>127</b>	<b>5731</b>	<b>41</b>	<b>429</b>	<b>15</b>	<b>48</b>	<b>4</b>	<b>2</b>	<b>1</b>	<b>3</b>	<b>0</b>	<b>0</b>	<b>1225</b>	<b>19.1</b>	<b>439</b>	<b>6.9</b>	<b>173</b>	<b>2.7</b>	<b>52.5</b>	<b>61.2</b>
<b>00-00</b>	<b>6490</b>	<b>127</b>	<b>5810</b>	<b>41</b>	<b>439</b>	<b>15</b>	<b>48</b>	<b>4</b>	<b>2</b>	<b>1</b>	<b>3</b>	<b>0</b>	<b>0</b>	<b>1290</b>	<b>19.9</b>	<b>481</b>	<b>7.4</b>	<b>201</b>	<b>3.1</b>	<b>52.7</b>	<b>61.2</b>



Site 7  
 Location Coast Road, south of JTC Site 8  
 Direction Northbound

6173 / Greater Dublin Drainage Project  
 April 2016  
 Automatic Traffic Count

Thursday, 14 April 2016

Time	Total	Classification												>PSL 60	>PSL% 60	>SL1 65 +5kph	>SL1% 65 +5kph	>SL2 70 +10kph	>SL2% 70 +10kph	Mean	Vpp 85
		1 MCL	2 SV	3 SVT	4 TB2	5 TB3	6 T4	7 ART3	8 ART4	9 ART5	10 ART6	11 BD	12 DRT								
0000	32	0	31	0	1	0	0	0	0	0	0	0	0	24	75	11	34.4	7	21.9	64.6	70.9
0100	13	0	13	0	0	0	0	0	0	0	0	0	0	8	61.5	4	30.8	2	15.4	62.3	66.6
0200	6	0	6	0	0	0	0	0	0	0	0	0	0	4	66.7	4	66.7	4	66.7	70.7	-
0300	7	0	6	0	1	0	0	0	0	0	0	0	0	4	57.1	4	57.1	1	14.3	62.9	-
0400	6	0	6	0	0	0	0	0	0	0	0	0	0	5	83.3	5	83.3	3	50	68.7	-
0500	29	0	25	0	4	0	0	0	0	0	0	0	0	16	55.2	7	24.1	4	13.8	61.3	67.3
0600	66	1	52	1	12	0	0	0	0	0	0	0	0	33	50	26	39.4	12	18.2	62	71.6
0700	239	2	208	0	26	0	1	0	0	1	1	0	0	63	26.4	38	15.9	17	7.1	53.3	65.5
<b>0800</b>	<b>572</b>	<b>3</b>	<b>526</b>	<b>7</b>	<b>27</b>	<b>1</b>	<b>6</b>	<b>0</b>	<b>0</b>	<b>1</b>	<b>1</b>	<b>0</b>	<b>0</b>	<b>52</b>	<b>9.1</b>	<b>16</b>	<b>2.8</b>	<b>4</b>	<b>0.7</b>	<b>47.9</b>	<b>57.6</b>
0900	402	6	351	2	36	0	7	0	0	0	0	0	0	60	14.9	18	4.5	5	1.2	51.6	59.8
1000	358	8	300	2	32	2	11	1	0	0	2	0	0	56	15.6	28	7.8	10	2.8	51.1	60.1
1100	343	6	289	1	31	2	11	0	1	0	2	0	0	79	23	34	9.9	16	4.7	53	62.6
1200	365	4	313	5	34	0	9	0	0	0	0	0	0	81	22.2	25	6.8	12	3.3	53	61.6
1300	389	5	345	2	31	1	3	0	1	0	1	0	0	58	14.9	15	3.9	5	1.3	52.8	59.8
1400	461	3	406	3	43	1	4	0	0	1	0	0	0	60	13	25	5.4	8	1.7	50.9	58.3
1500	498	8	427	4	50	1	4	0	1	1	1	0	1	74	14.9	29	5.8	6	1.2	49	59.8
<b>1600</b>	<b>616</b>	<b>5</b>	<b>561</b>	<b>3</b>	<b>42</b>	<b>0</b>	<b>3</b>	<b>1</b>	<b>1</b>	<b>0</b>	<b>0</b>	<b>0</b>	<b>0</b>	<b>91</b>	<b>14.8</b>	<b>31</b>	<b>5</b>	<b>6</b>	<b>1</b>	<b>50.4</b>	<b>59.8</b>
1700	577	9	520	5	39	1	1	1	0	1	0	0	0	67	11.6	21	3.6	6	1	50.1	58.3
1800	503	16	455	8	22	1	1	0	0	0	0	0	0	84	16.7	39	7.8	16	3.2	51.7	60.8
1900	404	17	367	0	17	1	1	0	0	0	1	0	0	93	23	37	9.2	9	2.2	51.7	62.3
2000	312	10	293	1	8	0	0	0	0	0	0	0	0	84	26.9	35	11.2	14	4.5	55.8	63.7
2100	215	2	206	0	7	0	0	0	0	0	0	0	0	40	18.6	18	8.4	5	2.3	53.4	61.9
2200	162	3	155	0	4	0	0	0	0	0	0	0	0	55	34	28	17.3	12	7.4	57.1	65.2
2300	82	0	79	0	3	0	0	0	0	0	0	0	0	37	45.1	17	20.7	7	8.5	58	66.2
<b>07-19</b>	<b>5323</b>	<b>75</b>	<b>4701</b>	<b>42</b>	<b>413</b>	<b>10</b>	<b>61</b>	<b>3</b>	<b>4</b>	<b>5</b>	<b>8</b>	<b>0</b>	<b>1</b>	<b>825</b>	<b>15.5</b>	<b>319</b>	<b>6</b>	<b>111</b>	<b>2.1</b>	<b>50.9</b>	<b>60.1</b>
<b>06-22</b>	<b>6320</b>	<b>105</b>	<b>5619</b>	<b>44</b>	<b>457</b>	<b>11</b>	<b>62</b>	<b>3</b>	<b>4</b>	<b>5</b>	<b>9</b>	<b>0</b>	<b>1</b>	<b>1075</b>	<b>17</b>	<b>435</b>	<b>6.9</b>	<b>151</b>	<b>2.4</b>	<b>51.4</b>	<b>60.5</b>
<b>06-00</b>	<b>6564</b>	<b>108</b>	<b>5853</b>	<b>44</b>	<b>464</b>	<b>11</b>	<b>62</b>	<b>3</b>	<b>4</b>	<b>5</b>	<b>9</b>	<b>0</b>	<b>1</b>	<b>1167</b>	<b>17.8</b>	<b>480</b>	<b>7.3</b>	<b>170</b>	<b>2.6</b>	<b>51.6</b>	<b>60.8</b>
<b>00-00</b>	<b>6657</b>	<b>108</b>	<b>5940</b>	<b>44</b>	<b>470</b>	<b>11</b>	<b>62</b>	<b>3</b>	<b>4</b>	<b>5</b>	<b>9</b>	<b>0</b>	<b>1</b>	<b>1228</b>	<b>18.4</b>	<b>515</b>	<b>7.7</b>	<b>191</b>	<b>2.9</b>	<b>51.8</b>	<b>61.2</b>





Site 7  
 Location Coast Road, south of JTC Site 8  
 Direction Northbound

6173 / Greater Dublin Drainage Project  
 April 2016  
 Automatic Traffic Count

Friday, 15 April 2016

Time	Total	Classification												>PSL 60	>PSL% 60	>SL1 65 +5kph	>SL1% 65 +5kph	>SL2 70 +10kph	>SL2% 70 +10kph	Mean	Vpp 85
		1 MCL	2 SV	3 SVT	4 TB2	5 TB3	6 T4	7 ART3	8 ART4	9 ART5	10 ART6	11 BD	12 DRT								
0000	35	0	35	0	0	0	0	0	0	0	0	0	0	22	62.9	15	42.9	8	22.9	63.7	73.8
0100	18	0	18	0	0	0	0	0	0	0	0	0	0	11	61.1	9	50	6	33.3	67.2	85
0200	8	0	8	0	0	0	0	0	0	0	0	0	0	3	37.5	2	25	2	25	60.1	-
0300	5	1	3	0	1	0	0	0	0	0	0	0	0	1	20	0	0	0	0	48.1	-
0400	14	0	13	0	1	0	0	0	0	0	0	0	0	10	71.4	5	35.7	4	28.6	64.8	74.5
0500	30	0	25	0	5	0	0	0	0	0	0	0	0	23	76.7	17	56.7	11	36.7	68.3	80.6
0600	59	1	47	0	11	0	0	0	0	0	0	0	0	35	59.3	22	37.3	11	18.6	63.5	71.3
0700	238	5	205	3	23	0	0	0	1	1	0	0	0	79	33.2	36	15.1	15	6.3	57.5	64.8
<b>0800</b>	<b>510</b>	<b>2</b>	<b>469</b>	<b>1</b>	<b>33</b>	<b>1</b>	<b>4</b>	<b>0</b>	<b>0</b>	<b>0</b>	<b>0</b>	<b>0</b>	<b>0</b>	<b>88</b>	<b>17.3</b>	<b>23</b>	<b>4.5</b>	<b>9</b>	<b>1.8</b>	<b>52.2</b>	<b>60.5</b>
0900	432	8	368	2	46	2	5	1	0	0	0	0	0	82	19	37	8.6	12	2.8	53.1	61.2
1000	320	6	274	1	30	3	5	0	0	0	1	0	0	82	25.6	26	8.1	8	2.5	54.5	63.4
1100	372	5	329	3	25	1	6	0	2	1	0	0	0	53	14.2	19	5.1	5	1.3	52.3	59.4
1200	403	6	346	1	43	2	4	0	1	0	0	0	0	67	16.6	30	7.4	16	4	51.8	60.5
1300	420	3	376	3	34	1	1	0	1	1	0	0	0	64	15.2	19	4.5	4	1	50.3	59.8
1400	523	4	467	2	42	0	6	2	0	0	0	0	0	63	12	20	3.8	6	1.1	50.7	58.3
1500	551	2	496	2	46	0	4	0	1	0	0	0	0	47	8.5	17	3.1	6	1.1	50	56.5
<b>1600</b>	<b>615</b>	<b>2</b>	<b>564</b>	<b>4</b>	<b>39</b>	<b>0</b>	<b>2</b>	<b>1</b>	<b>2</b>	<b>1</b>	<b>0</b>	<b>0</b>	<b>0</b>	<b>59</b>	<b>9.6</b>	<b>16</b>	<b>2.6</b>	<b>2</b>	<b>0.3</b>	<b>50.7</b>	<b>58</b>
1700	497	5	456	1	31	0	1	1	1	0	1	0	0	86	17.3	34	6.8	10	2	53	60.1
1800	415	13	388	3	11	0	0	0	0	0	0	0	0	95	22.9	40	9.6	9	2.2	53.8	61.6
1900	347	7	326	3	10	0	1	0	0	0	0	0	0	94	27.1	42	12.1	14	4	55.2	63.7
2000	260	0	246	2	11	1	0	0	0	0	0	0	0	76	29.2	25	9.6	12	4.6	56.8	62.6
2100	193	1	183	0	8	1	0	0	0	0	0	0	0	73	37.8	36	18.7	14	7.3	57.7	65.9
2200	153	0	150	1	2	0	0	0	0	0	0	0	0	42	27.5	11	7.2	4	2.6	54.2	62.6
2300	105	0	101	0	4	0	0	0	0	0	0	0	0	21	20	6	5.7	2	1.9	52.1	61.9
<b>07-19</b>	<b>5296</b>	<b>61</b>	<b>4738</b>	<b>26</b>	<b>403</b>	<b>10</b>	<b>38</b>	<b>5</b>	<b>9</b>	<b>4</b>	<b>2</b>	<b>0</b>	<b>0</b>	<b>865</b>	<b>16.3</b>	<b>317</b>	<b>6</b>	<b>102</b>	<b>1.9</b>	<b>52.1</b>	<b>60.1</b>
<b>06-22</b>	<b>6155</b>	<b>70</b>	<b>5540</b>	<b>31</b>	<b>443</b>	<b>12</b>	<b>39</b>	<b>5</b>	<b>9</b>	<b>4</b>	<b>2</b>	<b>0</b>	<b>0</b>	<b>1143</b>	<b>18.6</b>	<b>442</b>	<b>7.2</b>	<b>153</b>	<b>2.5</b>	<b>52.8</b>	<b>60.8</b>
<b>06-00</b>	<b>6413</b>	<b>70</b>	<b>5791</b>	<b>32</b>	<b>449</b>	<b>12</b>	<b>39</b>	<b>5</b>	<b>9</b>	<b>4</b>	<b>2</b>	<b>0</b>	<b>0</b>	<b>1206</b>	<b>18.8</b>	<b>459</b>	<b>7.2</b>	<b>159</b>	<b>2.5</b>	<b>52.8</b>	<b>61.2</b>
<b>00-00</b>	<b>6523</b>	<b>71</b>	<b>5893</b>	<b>32</b>	<b>456</b>	<b>12</b>	<b>39</b>	<b>5</b>	<b>9</b>	<b>4</b>	<b>2</b>	<b>0</b>	<b>0</b>	<b>1276</b>	<b>19.6</b>	<b>507</b>	<b>7.8</b>	<b>190</b>	<b>2.9</b>	<b>53</b>	<b>61.6</b>



Site 7  
 Location Coast Road, south of JTC Site 8  
 Direction Northbound

6173 / Greater Dublin Drainage Project  
 April 2016  
 Automatic Traffic Count

Saturday, 16 April 2016

Time	Total	Classification												>PSL 60	>PSL% 60	>SL1 65 +5kph	>SL1% 65 +5kph	>SL2 70 +10kph	>SL2% 70 +10kph	Mean	Vpp 85
		1 MCL	2 SV	3 SVT	4 TB2	5 TB3	6 T4	7 ART3	8 ART4	9 ART5	10 ART6	11 BD	12 DRT								
0000	72	0	72	0	0	0	0	0	0	0	0	0	0	30	41.7	16	22.2	9	12.5	58.4	67.7
0100	46	0	45	0	1	0	0	0	0	0	0	0	0	21	45.7	12	26.1	6	13	59.8	69.8
0200	25	0	24	0	1	0	0	0	0	0	0	0	0	15	60	12	48	3	12	62.9	69.5
0300	20	0	19	0	1	0	0	0	0	0	0	0	0	14	70	8	40	2	10	63.3	67.3
0400	18	1	17	0	0	0	0	0	0	0	0	0	0	10	55.6	8	44.4	7	38.9	62.4	72.4
0500	27	0	27	0	0	0	0	0	0	0	0	0	0	17	63	11	40.7	7	25.9	65.8	73.4
0600	41	1	31	0	9	0	0	0	0	0	0	0	0	21	51.2	13	31.7	11	26.8	63.2	77.8
0700	86	3	69	0	13	0	1	0	0	0	0	0	0	37	43	21	24.4	10	11.6	58.6	68.4
0800	179	10	153	0	15	0	1	0	0	0	0	0	0	70	39.1	34	19	18	10.1	57.3	66.2
0900	328	11	294	1	20	0	2	0	0	0	0	0	0	115	35.1	38	11.6	18	5.5	55	64.1
1000	417	21	369	5	17	1	3	0	0	0	1	0	0	77	18.5	38	9.1	16	3.8	50.5	61.2
<b>1100</b>	<b>442</b>	<b>19</b>	<b>393</b>	<b>5</b>	<b>20</b>	<b>0</b>	<b>4</b>	<b>0</b>	<b>1</b>	<b>0</b>	<b>0</b>	<b>0</b>	<b>0</b>	<b>49</b>	<b>11.1</b>	<b>17</b>	<b>3.8</b>	<b>5</b>	<b>1.1</b>	<b>48.8</b>	<b>58.3</b>
1200	503	21	451	4	20	1	4	0	0	0	1	0	1	33	6.6	11	2.2	1	0.2	46.7	56.5
<b>1300</b>	<b>534</b>	<b>13</b>	<b>494</b>	<b>5</b>	<b>17</b>	<b>0</b>	<b>3</b>	<b>0</b>	<b>0</b>	<b>1</b>	<b>1</b>	<b>0</b>	<b>0</b>	<b>55</b>	<b>10.3</b>	<b>14</b>	<b>2.6</b>	<b>2</b>	<b>0.4</b>	<b>50.1</b>	<b>58.7</b>
1400	512	8	486	4	11	0	2	0	0	0	1	0	0	55	10.7	20	3.9	6	1.2	50.8	58.3
1500	470	7	451	3	8	0	0	1	0	0	0	0	0	74	15.7	26	5.5	12	2.6	52.6	60.1
1600	466	8	444	1	11	0	2	0	0	0	0	0	0	66	14.2	26	5.6	8	1.7	50.9	59.4
1700	483	7	456	2	16	1	1	0	0	0	0	0	0	85	17.6	23	4.8	10	2.1	52.5	60.5
1800	417	6	397	0	13	0	1	0	0	0	0	0	0	76	18.2	30	7.2	11	2.6	54	61.2
1900	341	7	325	2	7	0	0	0	0	0	0	0	0	76	22.3	30	8.8	8	2.3	54.7	62.3
2000	255	3	245	0	7	0	0	0	0	0	0	0	0	80	31.4	44	17.3	17	6.7	57.1	65.5
2100	197	1	191	0	5	0	0	0	0	0	0	0	0	48	24.4	23	11.7	10	5.1	54.9	62.3
2200	120	0	116	0	4	0	0	0	0	0	0	0	0	47	39.2	23	19.2	12	10	57.9	66.2
2300	104	0	101	0	3	0	0	0	0	0	0	0	0	46	44.2	20	19.2	8	7.7	59.2	67
<b>07-19</b>	<b>4837</b>	<b>134</b>	<b>4457</b>	<b>30</b>	<b>181</b>	<b>3</b>	<b>24</b>	<b>1</b>	<b>1</b>	<b>1</b>	<b>4</b>	<b>0</b>	<b>1</b>	<b>792</b>	<b>16.4</b>	<b>298</b>	<b>6.2</b>	<b>117</b>	<b>2.4</b>	<b>51.4</b>	<b>60.1</b>
<b>06-22</b>	<b>5671</b>	<b>146</b>	<b>5249</b>	<b>32</b>	<b>209</b>	<b>3</b>	<b>24</b>	<b>1</b>	<b>1</b>	<b>1</b>	<b>4</b>	<b>0</b>	<b>1</b>	<b>1017</b>	<b>17.9</b>	<b>408</b>	<b>7.2</b>	<b>163</b>	<b>2.9</b>	<b>52</b>	<b>60.8</b>
<b>06-00</b>	<b>5895</b>	<b>146</b>	<b>5466</b>	<b>32</b>	<b>216</b>	<b>3</b>	<b>24</b>	<b>1</b>	<b>1</b>	<b>1</b>	<b>4</b>	<b>0</b>	<b>1</b>	<b>1110</b>	<b>18.8</b>	<b>451</b>	<b>7.7</b>	<b>183</b>	<b>3.1</b>	<b>52.3</b>	<b>61.2</b>
<b>00-00</b>	<b>6103</b>	<b>147</b>	<b>5670</b>	<b>32</b>	<b>219</b>	<b>3</b>	<b>24</b>	<b>1</b>	<b>1</b>	<b>1</b>	<b>4</b>	<b>0</b>	<b>1</b>	<b>1217</b>	<b>19.9</b>	<b>518</b>	<b>8.5</b>	<b>217</b>	<b>3.6</b>	<b>52.6</b>	<b>61.6</b>



Site 7  
 Location Coast Road, south of JTC Site 8  
 Direction Northbound

6173 / Greater Dublin Drainage Project  
 April 2016  
 Automatic Traffic Count

Sunday, 17 April 2016

Time	Total	Classification												>PSL 60	>PSL% 60	>SL1 65 +5kph	>SL1% 65 +5kph	>SL2 70 +10kph	>SL2% 70 +10kph	Mean	Vpp 85
		1 MCL	2 SV	3 SVT	4 TB2	5 TB3	6 T4	7 ART3	8 ART4	9 ART5	10 ART6	11 BD	12 DRT								
0000	77	0	76	0	1	0	0	0	0	0	0	0	0	37	48.1	27	35.1	11	14.3	60.1	69.5
0100	54	0	52	0	2	0	0	0	0	0	0	0	0	32	59.3	17	31.5	10	18.5	62.1	71.6
0200	39	0	39	0	0	0	0	0	0	0	0	0	0	25	64.1	18	46.2	11	28.2	64.9	75.2
0300	30	0	30	0	0	0	0	0	0	0	0	0	0	16	53.3	14	46.7	6	20	61.9	72.7
0400	29	0	29	0	0	0	0	0	0	0	0	0	0	22	75.9	13	44.8	5	17.2	64.4	70.9
0500	15	0	14	0	1	0	0	0	0	0	0	0	0	10	66.7	8	53.3	4	26.7	63.9	73.4
0600	31	4	26	0	1	0	0	0	0	0	0	0	0	14	45.2	7	22.6	2	6.5	56.9	66.2
0700	43	2	40	0	1	0	0	0	0	0	0	0	0	28	65.1	19	44.2	15	34.9	64.2	79.2
0800	91	15	67	1	5	0	1	0	0	0	1	1	0	37	40.7	23	25.3	14	15.4	54.5	68.8
0900	201	18	172	0	8	0	2	0	0	0	1	0	0	58	28.9	24	11.9	12	6	53	63.7
1000	302	35	250	1	8	0	2	0	1	1	3	1	0	64	21.2	21	7	5	1.7	47.9	61.2
<b>1100</b>	<b>392</b>	<b>33</b>	<b>345</b>	<b>3</b>	<b>7</b>	<b>0</b>	<b>3</b>	<b>0</b>	<b>0</b>	<b>0</b>	<b>1</b>	<b>0</b>	<b>0</b>	<b>59</b>	<b>15.1</b>	<b>20</b>	<b>5.1</b>	<b>5</b>	<b>1.3</b>	<b>46.9</b>	<b>59.8</b>
1200	468	32	419	3	5	0	7	0	0	1	1	0	0	49	10.5	11	2.4	6	1.3	47.8	58.3
1300	465	27	417	5	9	1	5	0	0	0	1	0	0	44	9.5	16	3.4	3	0.6	46	56.9
1400	515	18	486	2	5	1	1	0	0	0	1	1	0	67	13	22	4.3	9	1.7	49.4	59
1500	503	15	479	4	3	1	1	0	0	0	0	0	0	37	7.4	11	2.2	1	0.2	46.9	56.5
<b>1600</b>	<b>541</b>	<b>8</b>	<b>517</b>	<b>3</b>	<b>9</b>	<b>1</b>	<b>2</b>	<b>0</b>	<b>0</b>	<b>1</b>	<b>0</b>	<b>0</b>	<b>0</b>	<b>47</b>	<b>8.7</b>	<b>10</b>	<b>1.8</b>	<b>3</b>	<b>0.6</b>	<b>50.2</b>	<b>58</b>
1700	530	27	486	0	11	0	6	0	0	0	0	0	0	99	18.7	53	10	33	6.2	53.3	61.2
1800	454	7	435	1	7	1	1	0	0	1	1	0	0	86	18.9	35	7.7	8	1.8	54	61.2
1900	285	5	267	4	9	0	0	0	0	0	0	0	0	76	26.7	36	12.6	12	4.2	55.7	63.7
2000	236	2	230	0	4	0	0	0	0	0	0	0	0	59	25	31	13.1	10	4.2	55.8	64.1
2100	139	3	133	1	2	0	0	0	0	0	0	0	0	49	35.3	26	18.7	14	10.1	58.5	66.2
2200	107	0	105	1	1	0	0	0	0	0	0	0	0	41	38.3	24	22.4	11	10.3	59	67
2300	65	0	61	0	4	0	0	0	0	0	0	0	0	39	60	23	35.4	14	21.5	63.5	73.8
<b>07-19</b>	<b>4505</b>	<b>237</b>	<b>4113</b>	<b>23</b>	<b>78</b>	<b>5</b>	<b>31</b>	<b>0</b>	<b>1</b>	<b>4</b>	<b>10</b>	<b>3</b>	<b>0</b>	<b>675</b>	<b>15</b>	<b>265</b>	<b>5.9</b>	<b>114</b>	<b>2.5</b>	<b>49.7</b>	<b>59.8</b>
<b>06-22</b>	<b>5196</b>	<b>251</b>	<b>4769</b>	<b>28</b>	<b>94</b>	<b>5</b>	<b>31</b>	<b>0</b>	<b>1</b>	<b>4</b>	<b>10</b>	<b>3</b>	<b>0</b>	<b>873</b>	<b>16.8</b>	<b>365</b>	<b>7</b>	<b>152</b>	<b>2.9</b>	<b>50.6</b>	<b>60.5</b>
<b>06-00</b>	<b>5368</b>	<b>251</b>	<b>4935</b>	<b>29</b>	<b>99</b>	<b>5</b>	<b>31</b>	<b>0</b>	<b>1</b>	<b>4</b>	<b>10</b>	<b>3</b>	<b>0</b>	<b>953</b>	<b>17.8</b>	<b>412</b>	<b>7.7</b>	<b>177</b>	<b>3.3</b>	<b>50.9</b>	<b>60.8</b>
<b>00-00</b>	<b>5612</b>	<b>251</b>	<b>5175</b>	<b>29</b>	<b>103</b>	<b>5</b>	<b>31</b>	<b>0</b>	<b>1</b>	<b>4</b>	<b>10</b>	<b>3</b>	<b>0</b>	<b>1095</b>	<b>19.5</b>	<b>509</b>	<b>9.1</b>	<b>224</b>	<b>4</b>	<b>51.4</b>	<b>61.6</b>



Site 7  
 Location Coast Road, south of JTC Site 8  
 Direction Northbound

6173 / Greater Dublin Drainage Project  
 April 2016  
 Automatic Traffic Count

Monday, 18 April 2016

Time	Total	Classification												>PSL 60	>PSL% 60	>SL1 65 +5kph	>SL1% 65 +5kph	>SL2 70 +10kph	>SL2% 70 +10kph	Mean	Vpp 85
		1 MCL	2 SV	3 SVT	4 TB2	5 TB3	6 T4	7 ART3	8 ART4	9 ART5	10 ART6	11 BD	12 DRT								
0000	24	0	23	0	1	0	0	0	0	0	0	0	0	18	75	10	41.7	6	25	64.8	74.2
0100	12	0	12	0	0	0	0	0	0	0	0	0	0	6	50	5	41.7	2	16.7	62.1	68.8
0200	13	0	12	0	1	0	0	0	0	0	0	0	0	9	69.2	8	61.5	6	46.2	66.9	72.4
0300	7	0	6	0	1	0	0	0	0	0	0	0	0	7	100	7	100	6	85.7	77.9	-
0400	14	1	12	0	1	0	0	0	0	0	0	0	0	10	71.4	6	42.9	3	21.4	64.7	70.9
0500	28	0	21	0	7	0	0	0	0	0	0	0	0	17	60.7	11	39.3	7	25	65.3	77
0600	62	4	50	0	8	0	0	0	0	0	0	0	0	39	62.9	23	37.1	15	24.2	62.7	74.9
0700	229	2	204	0	20	0	1	0	2	0	0	0	0	121	52.8	52	22.7	23	10	60.1	68
<b>0800</b>	<b>526</b>	<b>3</b>	<b>481</b>	<b>2</b>	<b>31</b>	<b>1</b>	<b>7</b>	<b>0</b>	<b>0</b>	<b>0</b>	<b>0</b>	<b>0</b>	<b>1</b>	<b>77</b>	<b>14.6</b>	<b>31</b>	<b>5.9</b>	<b>16</b>	<b>3</b>	<b>52.4</b>	<b>59.8</b>
0900	429	3	383	2	40	0	1	0	0	0	0	0	0	97	22.6	39	9.1	9	2.1	54.3	61.9
1000	325	5	279	3	29	2	7	0	0	0	0	0	0	72	22.2	26	8	11	3.4	54.6	61.9
1100	322	3	286	1	25	2	3	0	0	1	0	0	1	73	22.7	19	5.9	6	1.9	54.4	61.6
1200	382	2	338	3	31	0	5	0	0	0	2	1	0	53	13.9	18	4.7	7	1.8	52.2	59
1300	390	2	361	2	23	0	1	1	0	0	0	0	0	69	17.7	19	4.9	7	1.8	53.6	60.5
1400	457	2	393	5	45	1	8	0	1	1	1	0	0	71	15.5	21	4.6	5	1.1	52.1	59.8
1500	464	8	416	3	32	1	3	0	0	1	0	0	0	71	15.3	24	5.2	7	1.5	51.7	60.1
<b>1600</b>	<b>618</b>	<b>4</b>	<b>564</b>	<b>3</b>	<b>42</b>	<b>1</b>	<b>3</b>	<b>0</b>	<b>0</b>	<b>1</b>	<b>0</b>	<b>0</b>	<b>0</b>	<b>78</b>	<b>12.6</b>	<b>33</b>	<b>5.3</b>	<b>11</b>	<b>1.8</b>	<b>51.2</b>	<b>59</b>
1700	547	9	504	3	28	2	0	0	0	0	1	0	0	89	16.3	27	4.9	9	1.6	52	60.1
1800	410	17	367	3	22	0	1	0	0	0	0	0	0	102	24.9	47	11.5	12	2.9	53.9	63.4
1900	329	11	309	2	7	0	0	0	0	0	0	0	0	88	26.7	35	10.6	11	3.3	54.9	63.4
2000	244	6	229	2	7	0	0	0	0	0	0	0	0	78	32	41	16.8	18	7.4	56.6	65.5
2100	184	2	175	0	6	0	1	0	0	0	0	0	0	67	36.4	27	14.7	7	3.8	58.1	64.1
2200	105	0	102	1	2	0	0	0	0	0	0	0	0	38	36.2	18	17.1	7	6.7	58.8	65.9
2300	55	0	49	1	5	0	0	0	0	0	0	0	0	24	43.6	15	27.3	10	18.2	59.9	71.6
<b>07-19</b>	<b>5099</b>	<b>60</b>	<b>4576</b>	<b>30</b>	<b>368</b>	<b>10</b>	<b>40</b>	<b>1</b>	<b>3</b>	<b>4</b>	<b>4</b>	<b>1</b>	<b>2</b>	<b>973</b>	<b>19.1</b>	<b>356</b>	<b>7</b>	<b>123</b>	<b>2.4</b>	<b>53.1</b>	<b>61.2</b>
<b>06-22</b>	<b>5918</b>	<b>83</b>	<b>5339</b>	<b>34</b>	<b>396</b>	<b>10</b>	<b>41</b>	<b>1</b>	<b>3</b>	<b>4</b>	<b>4</b>	<b>1</b>	<b>2</b>	<b>1245</b>	<b>21</b>	<b>482</b>	<b>8.1</b>	<b>174</b>	<b>2.9</b>	<b>53.6</b>	<b>61.9</b>
<b>06-00</b>	<b>6078</b>	<b>83</b>	<b>5490</b>	<b>36</b>	<b>403</b>	<b>10</b>	<b>41</b>	<b>1</b>	<b>3</b>	<b>4</b>	<b>4</b>	<b>1</b>	<b>2</b>	<b>1307</b>	<b>21.5</b>	<b>515</b>	<b>8.5</b>	<b>191</b>	<b>3.1</b>	<b>53.7</b>	<b>61.9</b>
<b>00-00</b>	<b>6176</b>	<b>84</b>	<b>5576</b>	<b>36</b>	<b>414</b>	<b>10</b>	<b>41</b>	<b>1</b>	<b>3</b>	<b>4</b>	<b>4</b>	<b>1</b>	<b>2</b>	<b>1374</b>	<b>22.2</b>	<b>562</b>	<b>9.1</b>	<b>221</b>	<b>3.6</b>	<b>53.9</b>	<b>62.3</b>



Site 7  
 Location Coast Road, south of JTC Site 8  
 Direction Northbound

6173 / Greater Dublin Drainage Project  
 April 2016  
 Automatic Traffic Count

Virtual Day (7)

Time	Total	Classification												>PSL 60	>PSL% 60	>SL1 65 +5kph	>SL1% 65 +5kph	>SL2 70 +10kph	>SL2% 70 +10kph	Mean	Vpp 85
		1 MCL	2 SV	3 SVT	4 TB2	5 TB3	6 T4	7 ART3	8 ART4	9 ART5	10 ART6	11 BD	12 DRT								
0000	40	0	39	0	0	0	0	0	0	0	0	0	0	22	55.2	14	34.1	7	18.3	61.6	72
0100	23	0	22	0	1	0	0	0	0	0	0	0	0	13	54.7	8	32.9	4	18.6	62.1	71.3
0200	15	0	14	0	0	0	0	0	0	0	0	0	0	9	64.1	7	50.5	5	32	64.8	75.6
0300	11	0	10	0	1	0	0	0	0	0	0	0	0	7	60.5	5	44.7	2	19.7	62.9	72
0400	15	0	15	0	1	0	0	0	0	0	0	0	0	10	65.7	6	41.7	3	21.3	63.3	71.6
0500	25	0	21	0	4	0	0	0	0	0	0	0	0	16	63.1	10	40.3	7	26.1	64.7	76.3
0600	59	2	47	0	10	0	0	0	0	0	0	0	0	31	52.3	20	34.4	11	18.9	61.5	71.6
0700	186	3	163	1	17	1	1	0	1	0	0	0	0	71	38	33	17.5	14	7.8	57.3	65.9
<b>0800</b>	<b>420</b>	<b>5</b>	<b>382</b>	<b>3</b>	<b>24</b>	<b>1</b>	<b>4</b>	<b>0</b>	<b>0</b>	<b>0</b>	<b>1</b>	<b>0</b>	<b>0</b>	<b>65</b>	<b>15.4</b>	<b>25</b>	<b>5.9</b>	<b>11</b>	<b>2.7</b>	<b>50.8</b>	<b>60.1</b>
0900	367	8	320	2	32	1	4	0	0	0	0	0	0	74	20.3	28	7.6	10	2.6	52.9	61.6
1000	338	13	290	2	24	2	6	0	0	0	1	0	0	65	19.2	25	7.5	8	2.5	51.8	61.2
1100	361	11	315	3	24	1	5	0	1	0	0	0	0	62	17.2	23	6.3	7	2	51.2	60.8
1200	409	11	359	3	29	0	5	0	0	0	1	0	0	61	15	21	5.1	8	1.9	50.8	59.8
1300	439	9	397	3	25	1	3	0	0	0	0	0	0	59	13.4	17	3.9	5	1.1	50.5	59.4
1400	486	6	439	3	32	1	4	0	0	0	1	0	0	59	12.2	21	4.3	7	1.5	51	58.7
1500	507	7	460	3	31	1	4	0	0	0	0	0	0	62	12.3	21	4.1	6	1.2	49.9	58.7
<b>1600</b>	<b>582</b>	<b>6</b>	<b>533</b>	<b>2</b>	<b>34</b>	<b>1</b>	<b>3</b>	<b>0</b>	<b>1</b>	<b>1</b>	<b>0</b>	<b>0</b>	<b>0</b>	<b>65</b>	<b>11.2</b>	<b>21</b>	<b>3.6</b>	<b>6</b>	<b>1</b>	<b>50.4</b>	<b>58.3</b>
1700	535	11	491	3	27	1	2	0	0	0	0	0	0	89	16.6	30	5.7	13	2.4	51.8	60.1
1800	450	16	415	3	15	0	1	0	0	0	0	0	0	88	19.6	36	8.1	12	2.6	52.7	61.6
1900	351	10	326	2	11	0	0	0	0	0	0	0	0	86	24.4	37	10.5	12	3.4	54.2	63
2000	265	5	252	1	7	0	0	0	0	0	0	0	0	75	28.5	34	12.7	14	5.2	56.1	64.1
2100	189	3	180	0	5	0	0	0	0	0	0	0	0	57	30	26	13.9	11	5.8	56.3	64.1
2200	131	1	126	1	3	0	0	0	0	0	0	0	0	46	35	21	16	9	7.1	57.4	65.2
2300	77	0	73	0	4	0	0	0	0	0	0	0	0	35	45	16	20.7	9	11.9	58.8	67.7
<b>07-19</b>	<b>5080</b>	<b>106</b>	<b>4562</b>	<b>32</b>	<b>313</b>	<b>10</b>	<b>42</b>	<b>2</b>	<b>3</b>	<b>3</b>	<b>5</b>	<b>1</b>	<b>1</b>	<b>821</b>	<b>16.2</b>	<b>300</b>	<b>5.9</b>	<b>107</b>	<b>2.1</b>	<b>51.4</b>	<b>60.1</b>
<b>06-22</b>	<b>5943</b>	<b>126</b>	<b>5367</b>	<b>36</b>	<b>346</b>	<b>11</b>	<b>42</b>	<b>2</b>	<b>4</b>	<b>3</b>	<b>5</b>	<b>1</b>	<b>1</b>	<b>1069</b>	<b>18</b>	<b>417</b>	<b>7</b>	<b>155</b>	<b>2.6</b>	<b>52.1</b>	<b>60.8</b>
<b>06-00</b>	<b>6151</b>	<b>126</b>	<b>5566</b>	<b>37</b>	<b>353</b>	<b>11</b>	<b>42</b>	<b>2</b>	<b>4</b>	<b>3</b>	<b>5</b>	<b>1</b>	<b>1</b>	<b>1150</b>	<b>18.7</b>	<b>454</b>	<b>7.4</b>	<b>173</b>	<b>2.8</b>	<b>52.3</b>	<b>61.2</b>
<b>00-00</b>	<b>6280</b>	<b>127</b>	<b>5688</b>	<b>37</b>	<b>359</b>	<b>12</b>	<b>42</b>	<b>2</b>	<b>4</b>	<b>3</b>	<b>5</b>	<b>1</b>	<b>1</b>	<b>1226</b>	<b>19.5</b>	<b>504</b>	<b>8</b>	<b>201</b>	<b>3.2</b>	<b>52.5</b>	<b>61.6</b>



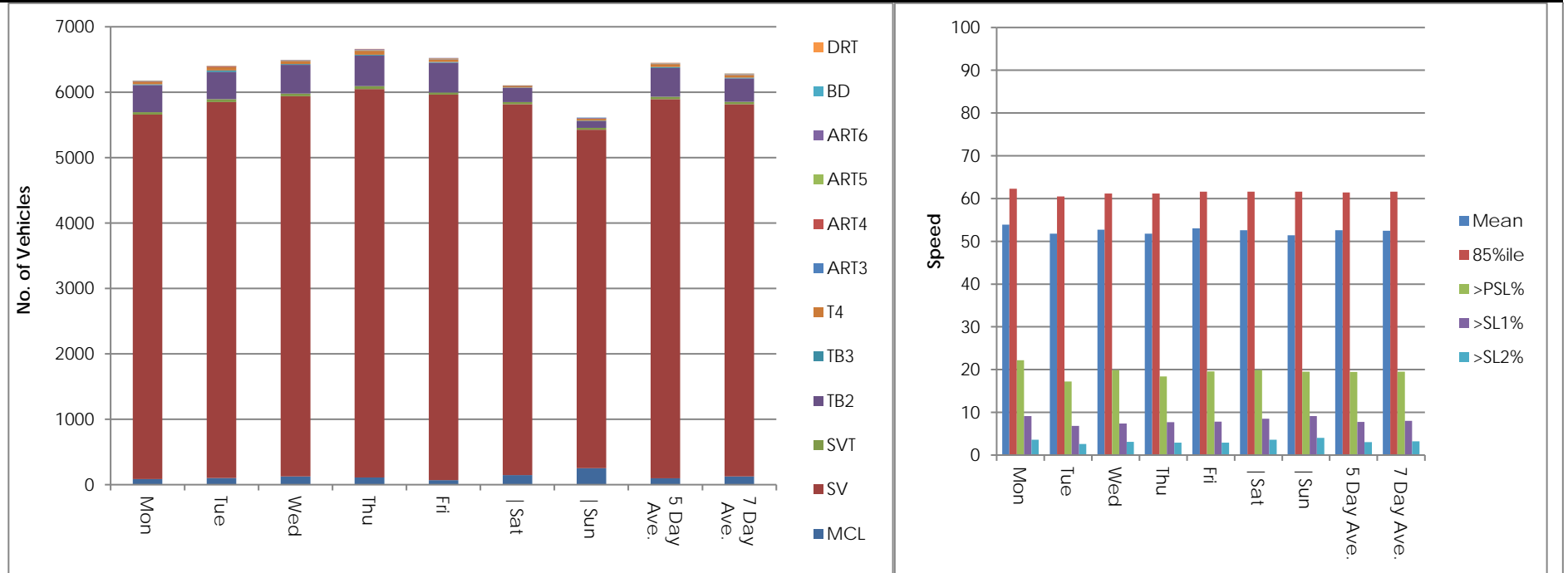
Site 7  
 Location Coast Road, south of JTC Site 8  
 Direction Northbound

6173 / Greater Dublin Drainage Project  
 April 2016  
 Automatic Traffic Count

Virtual Week (1)

Time	Total	Classification												>PSL 60	>PSL% 60	>SL1 65 +5kph	>SL1% 65 +5kph	>SL2 70 +10kph	>SL2% 70 +10kph	Mean	Vpp 85
		1 MCL	2 SV	3 SVT	4 TB2	5 TB3	6 T4	7 ART3	8 ART4	9 ART5	10 ART6	11 BD	12 DRT								
Mon	6176	84	5576	36	414	10	41	1	3	4	4	1	2	1374	22.2	562	9.1	221	3.6	53.9	62.3
Tue	6399	100	5751	44	412	26	52	2	6	2	2	0	2	1103	17.2	436	6.8	165	2.6	51.8	60.5
Wed	6490	127	5810	41	439	15	48	4	2	1	3	0	0	1290	19.9	481	7.4	201	3.1	52.7	61.2
Thu	6657	108	5940	44	470	11	62	3	4	5	9	0	1	1228	18.4	515	7.7	191	2.9	51.8	61.2
Fri	6523	71	5893	32	456	12	39	5	9	4	2	0	0	1276	19.6	507	7.8	190	2.9	53	61.6
Sat	6103	147	5670	32	219	3	24	1	1	1	4	0	1	1217	19.9	518	8.5	217	3.6	52.6	61.6
Sun	5612	251	5175	29	103	5	31	0	1	4	10	3	0	1095	19.5	509	9.1	224	4	51.4	61.6
5 Day Ave.	6449	98	5794	39	438	15	48	3	5	3	4	0	1	1254	19.4	500	7.8	194	3.0	52.6	61.4
7 Day Ave.	6280	127	5688	37	359	12	42	2	4	3	5	1	1	1226	19.5	504	8.0	201	3.2	52.5	61.6
--	43960	888	39815	258	2513	82	297	16	26	21	34	4	6	8583	19.5	3528	8.0	1409	3.2	52.5	61.6

Summary Graphs



Site 7  
 Location Coast Road, south of JTC Site 8  
 Direction Northbound

6173 / Greater Dublin Drainage Project  
 April 2016  
 Automatic Traffic Count

Tuesday, 12 April 2016

Time	Total	Speed Bins (km/h)																											
		0 - 5	5 - 10	10 - 15	15 - 20	20 - 25	25 - 30	30 - 35	35 - 40	40 - 45	45 - 50	50 - 55	55 - 60	60 - 65	65 - 70	70 - 75	75 - 80	80 - 85	85 - 90	90 - 95	95 - 100	100 - 105	105 - 110	110 - 115	115 - 120	120 - 125	125 - 130	130 - 135	135 - 140
0000	16	0	0	0	0	0	1	0	1	0	4	2	3	2	3	0	0	0	0	0	0	0	0	0	0	0	0	0	0
0100	7	0	0	0	0	0	0	0	0	0	3	2	1	1	0	0	0	0	0	0	0	0	0	0	0	0	0	0	0
0200	4	0	0	0	0	0	0	1	0	0	1	0	0	0	0	1	1	0	0	0	0	0	0	0	0	0	0	0	0
0300	3	0	0	0	0	0	0	0	0	0	0	0	1	1	1	0	0	0	0	0	0	0	0	0	0	0	0	0	0
0400	11	0	0	0	0	0	0	0	0	0	0	5	1	2	3	0	0	0	0	0	0	0	0	0	0	0	0	0	0
0500	20	0	0	0	0	0	0	0	0	1	1	4	5	4	0	1	3	1	0	0	0	0	0	0	0	0	0	0	0
0600	85	0	0	0	0	0	0	2	4	3	5	21	14	11	17	3	3	1	0	1	0	0	0	0	0	0	0	0	0
0700	232	0	0	0	0	0	3	1	0	11	28	66	54	41	18	5	4	1	0	0	0	0	0	0	0	0	0	0	0
<b>0800</b>	<b>529</b>	<b>0</b>	<b>0</b>	<b>5</b>	<b>14</b>	<b>31</b>	<b>26</b>	<b>17</b>	<b>31</b>	<b>59</b>	<b>95</b>	<b>106</b>	<b>94</b>	<b>29</b>	<b>15</b>	<b>6</b>	<b>1</b>	<b>0</b>	<b>0</b>	<b>0</b>	<b>0</b>	<b>0</b>	<b>0</b>	<b>0</b>	<b>0</b>	<b>0</b>	<b>0</b>	<b>0</b>	<b>0</b>
0900	377	0	0	0	0	1	0	2	14	41	103	90	77	32	10	5	1	0	1	0	0	0	0	0	0	0	0	0	0
1000	323	0	0	0	1	3	3	1	6	21	65	105	79	25	12	1	1	0	0	0	0	0	0	0	0	0	0	0	0
1100	330	0	0	0	1	0	5	13	13	36	66	93	51	31	15	5	1	0	0	0	0	0	0	0	0	0	0	0	0
1200	371	0	0	0	3	4	5	7	11	31	59	91	86	46	20	8	0	0	0	0	0	0	0	0	0	0	0	0	0
1300	408	0	0	0	3	5	6	17	17	37	77	92	88	47	11	5	1	2	0	0	0	0	0	0	0	0	0	0	0
1400	457	0	0	0	0	0	2	2	10	44	107	160	89	29	12	2	0	0	0	0	0	0	0	0	0	0	0	0	0
1500	506	0	0	0	0	3	30	12	4	34	96	167	95	48	13	3	0	0	0	1	0	0	0	0	0	0	0	0	0
<b>1600</b>	<b>626</b>	<b>0</b>	<b>0</b>	<b>0</b>	<b>0</b>	<b>4</b>	<b>20</b>	<b>10</b>	<b>37</b>	<b>69</b>	<b>162</b>	<b>194</b>	<b>78</b>	<b>35</b>	<b>12</b>	<b>3</b>	<b>1</b>	<b>0</b>	<b>0</b>	<b>1</b>	<b>0</b>	<b>0</b>	<b>0</b>	<b>0</b>	<b>0</b>	<b>0</b>	<b>0</b>	<b>0</b>	<b>0</b>
1700	586	0	0	0	2	3	14	30	38	56	109	137	96	70	17	10	2	2	0	0	0	0	0	0	0	0	0	0	0
1800	457	0	0	0	5	21	20	26	27	21	60	108	83	50	21	8	4	3	0	0	0	0	0	0	0	0	0	0	0
1900	367	0	0	0	1	8	9	3	10	31	46	83	89	42	28	8	4	4	1	0	0	0	0	0	0	0	0	0	0
2000	289	0	0	0	1	1	2	5	11	11	43	73	64	44	20	5	2	5	2	0	0	0	0	0	0	0	0	0	0
2100	210	0	0	0	1	0	2	0	5	10	24	54	56	33	11	7	5	1	0	0	0	0	0	0	1	0	0	0	0
2200	121	0	0	0	0	0	0	4	0	7	9	24	39	21	11	5	0	1	0	0	0	0	0	0	0	0	0	0	0
2300	64	0	0	0	0	0	0	1	0	2	6	7	13	23	1	6	4	0	0	0	1	0	0	0	0	0	0	0	0
<b>07-19</b>	<b>5202</b>	<b>0</b>	<b>0</b>	<b>5</b>	<b>29</b>	<b>75</b>	<b>134</b>	<b>138</b>	<b>208</b>	<b>460</b>	<b>1027</b>	<b>1409</b>	<b>970</b>	<b>483</b>	<b>176</b>	<b>61</b>	<b>16</b>	<b>8</b>	<b>1</b>	<b>2</b>	<b>0</b>	<b>0</b>	<b>0</b>	<b>0</b>	<b>0</b>	<b>0</b>	<b>0</b>	<b>0</b>	<b>0</b>
<b>06-22</b>	<b>6153</b>	<b>0</b>	<b>0</b>	<b>5</b>	<b>32</b>	<b>84</b>	<b>147</b>	<b>148</b>	<b>238</b>	<b>515</b>	<b>1145</b>	<b>1640</b>	<b>1193</b>	<b>613</b>	<b>252</b>	<b>84</b>	<b>30</b>	<b>19</b>	<b>4</b>	<b>3</b>	<b>0</b>	<b>0</b>	<b>0</b>	<b>0</b>	<b>1</b>	<b>0</b>	<b>0</b>	<b>0</b>	<b>0</b>
<b>06-00</b>	<b>6338</b>	<b>0</b>	<b>0</b>	<b>5</b>	<b>32</b>	<b>84</b>	<b>147</b>	<b>153</b>	<b>238</b>	<b>524</b>	<b>1160</b>	<b>1671</b>	<b>1245</b>	<b>657</b>	<b>264</b>	<b>95</b>	<b>34</b>	<b>20</b>	<b>4</b>	<b>3</b>	<b>1</b>	<b>0</b>	<b>0</b>	<b>0</b>	<b>1</b>	<b>0</b>	<b>0</b>	<b>0</b>	<b>0</b>
<b>00-00</b>	<b>6399</b>	<b>0</b>	<b>0</b>	<b>5</b>	<b>32</b>	<b>84</b>	<b>148</b>	<b>154</b>	<b>239</b>	<b>525</b>	<b>1169</b>	<b>1684</b>	<b>1256</b>	<b>667</b>	<b>271</b>	<b>97</b>	<b>38</b>	<b>21</b>	<b>4</b>	<b>3</b>	<b>1</b>	<b>0</b>	<b>0</b>	<b>0</b>	<b>1</b>	<b>0</b>	<b>0</b>	<b>0</b>	<b>0</b>



Site 7  
 Location Coast Road, south of JTC Site 8  
 Direction Northbound

6173 / Greater Dublin Drainage Project  
 April 2016  
 Automatic Traffic Count

Wednesday, 13 April 2016

Time	Total	Speed Bins (km/h)																											
		0 - 5	5 - 10	10 - 15	15 - 20	20 - 25	25 - 30	30 - 35	35 - 40	40 - 45	45 - 50	50 - 55	55 - 60	60 - 65	65 - 70	70 - 75	75 - 80	80 - 85	85 - 90	90 - 95	95 - 100	100 - 105	105 - 110	110 - 115	115 - 120	120 - 125	125 - 130	130 - 135	135 - 140
0000	23	0	0	0	0	0	0	0	0	0	0	3	2	5	3	2	1	3	1	2	1	0	0	0	0	0	0	0	0
0100	11	0	0	0	0	0	0	0	0	0	0	1	1	3	2	1	1	2	0	0	0	0	0	0	0	0	0	0	0
0200	8	0	0	0	0	0	0	0	0	0	0	0	0	2	1	3	1	0	1	0	0	0	0	0	0	0	0	0	0
0300	4	0	0	0	0	0	0	0	0	0	0	0	2	2	0	0	0	0	0	0	0	0	0	0	0	0	0	0	0
0400	16	0	0	0	0	0	0	0	0	0	1	3	3	4	4	1	0	0	0	0	0	0	0	0	0	0	0	0	0
0500	27	0	0	0	0	0	0	0	0	0	2	3	3	7	4	2	3	1	0	1	1	0	0	0	0	0	0	0	0
0600	69	0	0	0	0	0	0	0	0	2	2	10	17	12	7	10	4	1	1	2	0	1	0	0	0	0	0	0	0
0700	235	0	0	1	0	0	1	2	0	12	22	39	60	64	23	7	2	0	2	0	0	0	0	0	0	0	0	0	0
<b>0800</b>	<b>532</b>	<b>0</b>	<b>1</b>	<b>1</b>	<b>1</b>	<b>1</b>	<b>7</b>	<b>5</b>	<b>15</b>	<b>60</b>	<b>96</b>	<b>145</b>	<b>121</b>	<b>56</b>	<b>12</b>	<b>6</b>	<b>3</b>	<b>2</b>	<b>0</b>	<b>0</b>	<b>0</b>	<b>0</b>	<b>0</b>	<b>0</b>	<b>0</b>	<b>0</b>	<b>0</b>	<b>0</b>	<b>0</b>
0900	400	0	0	0	4	6	5	10	18	32	64	97	104	38	18	2	1	0	1	0	0	0	0	0	0	0	0	0	0
1000	323	0	0	1	8	6	3	4	8	37	52	77	62	41	17	3	3	0	0	1	0	0	0	0	0	0	0	0	0
1100	324	0	0	0	1	5	2	6	8	21	59	77	75	42	21	2	1	1	2	1	0	0	0	0	0	0	0	0	0
1200	372	0	0	0	1	4	3	4	11	12	57	130	77	51	19	3	0	0	0	0	0	0	0	0	0	0	0	0	0
1300	465	0	0	0	0	6	13	12	11	51	106	133	79	36	12	5	1	0	0	0	0	0	0	0	0	0	0	0	0
1400	478	0	0	0	0	1	2	9	21	45	124	127	92	31	12	9	4	0	1	0	0	0	0	0	0	0	0	0	0
1500	558	0	0	0	16	16	24	23	25	61	98	137	91	45	14	6	0	0	0	0	0	0	0	0	0	2	0	0	0
<b>1600</b>	<b>589</b>	<b>0</b>	<b>0</b>	<b>0</b>	<b>0</b>	<b>1</b>	<b>6</b>	<b>20</b>	<b>46</b>	<b>74</b>	<b>142</b>	<b>160</b>	<b>79</b>	<b>48</b>	<b>8</b>	<b>3</b>	<b>0</b>	<b>0</b>	<b>1</b>	<b>0</b>	<b>1</b>	<b>0</b>	<b>0</b>	<b>0</b>	<b>0</b>	<b>0</b>	<b>0</b>	<b>0</b>	<b>0</b>
1700	527	0	0	0	1	6	16	22	26	32	78	130	120	72	17	5	0	1	1	0	0	0	0	0	0	0	0	0	0
1800	496	0	0	0	2	9	14	14	21	35	79	115	119	61	17	5	4	0	1	0	0	0	0	0	0	0	0	0	0
1900	383	0	0	0	1	2	4	10	8	23	48	97	104	54	20	9	1	1	1	0	0	0	0	0	0	0	0	0	0
2000	256	0	0	0	1	1	0	0	4	10	37	71	60	46	14	5	7	0	0	0	0	0	0	0	0	0	0	0	0
2100	182	0	0	0	1	0	5	0	5	7	16	40	47	33	16	7	4	0	1	0	0	0	0	0	0	0	0	0	0
2200	147	0	0	0	0	0	0	1	2	3	9	30	43	34	12	9	3	1	0	0	0	0	0	0	0	0	0	0	0
2300	65	0	0	0	0	0	0	0	1	0	4	8	11	22	7	4	5	3	0	0	0	0	0	0	0	0	0	0	0
<b>07-19</b>	<b>5299</b>	<b>0</b>	<b>1</b>	<b>3</b>	<b>34</b>	<b>61</b>	<b>96</b>	<b>131</b>	<b>210</b>	<b>472</b>	<b>977</b>	<b>1367</b>	<b>1079</b>	<b>585</b>	<b>190</b>	<b>56</b>	<b>19</b>	<b>4</b>	<b>9</b>	<b>2</b>	<b>1</b>	<b>0</b>	<b>0</b>	<b>0</b>	<b>0</b>	<b>2</b>	<b>0</b>	<b>0</b>	<b>0</b>
<b>06-22</b>	<b>6189</b>	<b>0</b>	<b>1</b>	<b>3</b>	<b>37</b>	<b>64</b>	<b>105</b>	<b>141</b>	<b>227</b>	<b>514</b>	<b>1080</b>	<b>1585</b>	<b>1307</b>	<b>730</b>	<b>247</b>	<b>87</b>	<b>35</b>	<b>6</b>	<b>12</b>	<b>4</b>	<b>1</b>	<b>1</b>	<b>0</b>	<b>0</b>	<b>0</b>	<b>2</b>	<b>0</b>	<b>0</b>	<b>0</b>
<b>06-00</b>	<b>6401</b>	<b>0</b>	<b>1</b>	<b>3</b>	<b>37</b>	<b>64</b>	<b>105</b>	<b>142</b>	<b>230</b>	<b>517</b>	<b>1093</b>	<b>1623</b>	<b>1361</b>	<b>786</b>	<b>266</b>	<b>100</b>	<b>43</b>	<b>10</b>	<b>12</b>	<b>4</b>	<b>1</b>	<b>1</b>	<b>0</b>	<b>0</b>	<b>0</b>	<b>2</b>	<b>0</b>	<b>0</b>	<b>0</b>
<b>00-00</b>	<b>6490</b>	<b>0</b>	<b>1</b>	<b>3</b>	<b>37</b>	<b>64</b>	<b>105</b>	<b>142</b>	<b>230</b>	<b>517</b>	<b>1096</b>	<b>1633</b>	<b>1372</b>	<b>809</b>	<b>280</b>	<b>109</b>	<b>49</b>	<b>16</b>	<b>14</b>	<b>7</b>	<b>3</b>	<b>1</b>	<b>0</b>	<b>0</b>	<b>0</b>	<b>2</b>	<b>0</b>	<b>0</b>	<b>0</b>





Site 7  
 Location Coast Road, south of JTC Site 8  
 Direction Northbound

6173 / Greater Dublin Drainage Project  
 April 2016  
 Automatic Traffic Count

Thursday, 14 April 2016

Time	Total	Speed Bins (km/h)																											
		0 - 5	5 - 10	10 - 15	15 - 20	20 - 25	25 - 30	30 - 35	35 - 40	40 - 45	45 - 50	50 - 55	55 - 60	60 - 65	65 - 70	70 - 75	75 - 80	80 - 85	85 - 90	90 - 95	95 - 100	100 - 105	105 - 110	110 - 115	115 - 120	120 - 125	125 - 130	130 - 135	135 - 140
0000	32	0	0	0	0	0	0	0	0	0	1	2	5	13	4	3	1	2	1	0	0	0	0	0	0	0	0	0	
0100	13	0	0	0	0	0	0	0	0	0	1	2	2	4	2	1	0	1	0	0	0	0	0	0	0	0	0	0	
0200	6	0	0	0	0	0	0	0	0	0	0	0	2	0	0	0	4	0	0	0	0	0	0	0	0	0	0	0	
0300	7	0	0	0	0	0	0	0	0	0	2	0	1	0	3	0	0	1	0	0	0	0	0	0	0	0	0	0	
0400	6	0	0	0	0	0	0	0	0	0	0	0	1	0	2	2	1	0	0	0	0	0	0	0	0	0	0	0	
0500	29	0	0	0	0	0	0	0	0	1	3	4	5	9	3	0	2	1	1	0	0	0	0	0	0	0	0	0	
0600	66	0	0	0	0	0	0	0	0	0	4	16	13	7	14	6	4	0	0	2	0	0	0	0	0	0	0	0	
0700	239	0	2	0	10	11	5	1	0	6	21	55	65	25	21	9	8	0	0	0	0	0	0	0	0	0	0	0	
<b>0800</b>	<b>572</b>	<b>0</b>	<b>0</b>	<b>1</b>	<b>5</b>	<b>21</b>	<b>26</b>	<b>13</b>	<b>28</b>	<b>80</b>	<b>141</b>	<b>117</b>	<b>88</b>	<b>36</b>	<b>12</b>	<b>3</b>	<b>1</b>	<b>0</b>	<b>0</b>	<b>0</b>	<b>0</b>	<b>0</b>	<b>0</b>	<b>0</b>	<b>0</b>	<b>0</b>	<b>0</b>	<b>0</b>	
0900	402	0	0	1	1	7	3	2	17	52	75	91	93	42	13	5	0	0	0	0	0	0	0	0	0	0	0	0	
1000	358	0	0	1	5	8	5	13	17	31	60	80	82	28	18	8	0	1	0	1	0	0	0	0	0	0	0	0	
1100	343	0	0	0	1	2	8	9	9	35	49	89	62	45	18	12	3	1	0	0	0	0	0	0	0	0	0	0	
1200	365	0	0	0	0	1	3	4	14	34	72	90	66	56	13	9	2	1	0	0	0	0	0	0	0	0	0	0	
1300	389	0	0	0	0	3	2	9	13	27	61	108	108	43	10	4	1	0	0	0	0	0	0	0	0	0	0	0	
1400	461	0	0	0	0	1	12	18	15	35	125	120	75	35	17	4	2	1	0	1	0	0	0	0	0	0	0	0	
1500	498	0	1	11	10	16	14	3	31	37	100	119	82	45	23	2	3	1	0	0	0	0	0	0	0	0	0	0	
<b>1600</b>	<b>616</b>	<b>0</b>	<b>0</b>	<b>5</b>	<b>4</b>	<b>11</b>	<b>15</b>	<b>14</b>	<b>33</b>	<b>45</b>	<b>137</b>	<b>150</b>	<b>111</b>	<b>60</b>	<b>25</b>	<b>3</b>	<b>3</b>	<b>0</b>	<b>0</b>	<b>0</b>	<b>0</b>	<b>0</b>	<b>0</b>	<b>0</b>	<b>0</b>	<b>0</b>	<b>0</b>	<b>0</b>	
1700	577	0	0	0	3	2	14	17	36	74	119	153	92	46	15	3	2	1	0	0	0	0	0	0	0	0	0	0	0
1800	503	0	0	0	0	6	10	22	20	53	82	115	111	45	23	12	2	1	1	0	0	0	0	0	0	0	0	0	
1900	404	0	0	0	3	10	5	20	24	31	55	94	69	56	28	6	1	0	0	2	0	0	0	0	0	0	0	0	
2000	312	0	0	0	2	3	2	0	3	7	40	99	72	49	21	7	3	3	1	0	0	0	0	0	0	0	0	0	
2100	215	0	0	0	1	2	0	1	2	18	54	48	49	22	13	2	2	1	0	0	0	0	0	0	0	0	0	0	
2200	162	0	0	0	0	1	0	0	4	7	14	43	38	27	16	5	5	1	0	0	1	0	0	0	0	0	0	0	
2300	82	0	0	0	0	0	0	0	2	7	8	9	19	20	10	3	1	3	0	0	0	0	0	0	0	0	0	0	
<b>07-19</b>	<b>5323</b>	<b>0</b>	<b>3</b>	<b>19</b>	<b>39</b>	<b>89</b>	<b>117</b>	<b>125</b>	<b>233</b>	<b>509</b>	<b>1042</b>	<b>1287</b>	<b>1035</b>	<b>506</b>	<b>208</b>	<b>74</b>	<b>27</b>	<b>7</b>	<b>1</b>	<b>2</b>	<b>0</b>	<b>0</b>	<b>0</b>	<b>0</b>	<b>0</b>	<b>0</b>	<b>0</b>	<b>0</b>	
<b>06-22</b>	<b>6320</b>	<b>0</b>	<b>3</b>	<b>19</b>	<b>45</b>	<b>104</b>	<b>124</b>	<b>146</b>	<b>262</b>	<b>565</b>	<b>1195</b>	<b>1544</b>	<b>1238</b>	<b>640</b>	<b>284</b>	<b>95</b>	<b>37</b>	<b>11</b>	<b>2</b>	<b>6</b>	<b>0</b>	<b>0</b>	<b>0</b>	<b>0</b>	<b>0</b>	<b>0</b>	<b>0</b>	<b>0</b>	
<b>06-00</b>	<b>6564</b>	<b>0</b>	<b>3</b>	<b>19</b>	<b>45</b>	<b>105</b>	<b>124</b>	<b>146</b>	<b>268</b>	<b>579</b>	<b>1217</b>	<b>1596</b>	<b>1295</b>	<b>687</b>	<b>310</b>	<b>103</b>	<b>43</b>	<b>15</b>	<b>2</b>	<b>6</b>	<b>1</b>	<b>0</b>	<b>0</b>	<b>0</b>	<b>0</b>	<b>0</b>	<b>0</b>	<b>0</b>	
<b>00-00</b>	<b>6657</b>	<b>0</b>	<b>3</b>	<b>19</b>	<b>45</b>	<b>105</b>	<b>124</b>	<b>146</b>	<b>268</b>	<b>580</b>	<b>1224</b>	<b>1604</b>	<b>1311</b>	<b>713</b>	<b>324</b>	<b>109</b>	<b>51</b>	<b>20</b>	<b>4</b>	<b>6</b>	<b>1</b>	<b>0</b>	<b>0</b>	<b>0</b>	<b>0</b>	<b>0</b>	<b>0</b>	<b>0</b>	



Site 7  
 Location Coast Road, south of JTC Site 8  
 Direction Northbound

6173 / Greater Dublin Drainage Project  
 April 2016  
 Automatic Traffic Count

Friday, 15 April 2016

Time	Total	Speed Bins (km/h)																											
		0 - 5	5 - 10	10 - 15	15 - 20	20 - 25	25 - 30	30 - 35	35 - 40	40 - 45	45 - 50	50 - 55	55 - 60	60 - 65	65 - 70	70 - 75	75 - 80	80 - 85	85 - 90	90 - 95	95 - 100	100 - 105	105 - 110	110 - 115	115 - 120	120 - 125	125 - 130	130 - 135	135 - 140
0000	35	0	0	0	0	0	0	0	0	2	0	1	10	7	7	4	4	0	0	0	0	0	0	0	0	0	0	0	0
0100	18	0	0	0	0	0	0	0	0	0	1	3	3	2	3	2	0	0	3	1	0	0	0	0	0	0	0	0	0
0200	8	0	0	0	0	0	0	0	0	2	0	1	2	1	0	0	1	1	0	0	0	0	0	0	0	0	0	0	0
0300	5	0	0	0	1	0	0	0	0	0	1	0	2	1	0	0	0	0	0	0	0	0	0	0	0	0	0	0	0
0400	14	0	0	0	0	0	0	0	0	0	0	3	1	5	1	2	0	2	0	0	0	0	0	0	0	0	0	0	0
0500	30	0	0	0	0	0	0	0	0	0	2	1	4	6	6	2	3	3	2	1	0	0	0	0	0	0	0	0	0
0600	59	0	0	0	0	0	0	0	0	0	3	11	10	13	11	5	2	1	0	1	2	0	0	0	0	0	0	0	0
0700	238	0	0	0	0	1	2	0	0	9	30	54	63	43	21	9	1	3	0	0	1	0	1	0	0	0	0	0	0
<b>0800</b>	<b>510</b>	<b>0</b>	<b>0</b>	<b>2</b>	<b>4</b>	<b>3</b>	<b>7</b>	<b>5</b>	<b>17</b>	<b>41</b>	<b>100</b>	<b>130</b>	<b>113</b>	<b>65</b>	<b>14</b>	<b>5</b>	<b>3</b>	<b>1</b>	<b>0</b>	<b>0</b>	<b>0</b>	<b>0</b>	<b>0</b>	<b>0</b>	<b>0</b>	<b>0</b>	<b>0</b>	<b>0</b>	<b>0</b>
0900	432	0	0	0	1	6	17	0	4	31	78	105	108	45	25	7	2	2	0	1	0	0	0	0	0	0	0	0	0
1000	320	0	0	0	0	4	3	3	5	17	49	88	69	56	18	4	3	0	0	1	0	0	0	0	0	0	0	0	0
1100	372	0	0	0	2	3	6	7	13	25	64	120	79	34	14	3	1	1	0	0	0	0	0	0	0	0	0	0	0
1200	403	0	0	0	3	11	8	3	6	38	81	111	75	37	14	13	2	0	1	0	0	0	0	0	0	0	0	0	0
1300	420	0	0	0	2	5	19	23	17	24	78	115	73	45	15	3	0	1	0	0	0	0	0	0	0	0	0	0	0
1400	523	0	0	0	1	3	3	9	26	69	116	162	71	43	14	2	2	2	0	0	0	0	0	0	0	0	0	0	0
1500	551	0	0	0	1	2	5	4	20	91	161	150	70	30	11	4	1	1	0	0	0	0	0	0	0	0	0	0	0
<b>1600</b>	<b>615</b>	<b>0</b>	<b>0</b>	<b>0</b>	<b>1</b>	<b>2</b>	<b>5</b>	<b>10</b>	<b>35</b>	<b>70</b>	<b>152</b>	<b>162</b>	<b>119</b>	<b>43</b>	<b>14</b>	<b>2</b>	<b>0</b>	<b>0</b>	<b>0</b>	<b>0</b>	<b>0</b>	<b>0</b>	<b>0</b>	<b>0</b>	<b>0</b>	<b>0</b>	<b>0</b>	<b>0</b>	<b>0</b>
1700	497	0	0	0	2	3	1	7	16	29	97	155	101	52	24	7	3	0	0	0	0	0	0	0	0	0	0	0	0
1800	415	0	0	0	2	11	3	4	11	26	51	86	126	55	31	9	0	0	0	0	0	0	0	0	0	0	0	0	0
1900	347	0	0	1	3	1	1	0	12	17	49	79	90	52	28	9	2	3	0	0	0	0	0	0	0	0	0	0	0
2000	260	0	0	0	0	0	0	0	1	8	26	74	75	51	13	9	2	0	0	0	1	0	0	0	0	0	0	0	0
2100	193	0	0	0	0	0	0	1	1	16	17	40	45	37	22	6	5	2	0	0	0	1	0	0	0	0	0	0	0
2200	153	0	0	0	0	0	0	5	9	10	22	26	39	31	7	3	0	1	0	0	0	0	0	0	0	0	0	0	0
2300	105	0	0	0	0	0	1	1	7	13	17	27	18	15	4	1	1	0	0	0	0	0	0	0	0	0	0	0	0
<b>07-19</b>	<b>5296</b>	<b>0</b>	<b>0</b>	<b>2</b>	<b>19</b>	<b>54</b>	<b>79</b>	<b>75</b>	<b>170</b>	<b>470</b>	<b>1057</b>	<b>1438</b>	<b>1067</b>	<b>548</b>	<b>215</b>	<b>68</b>	<b>18</b>	<b>11</b>	<b>1</b>	<b>2</b>	<b>1</b>	<b>0</b>	<b>1</b>	<b>0</b>	<b>0</b>	<b>0</b>	<b>0</b>	<b>0</b>	<b>0</b>
<b>06-22</b>	<b>6155</b>	<b>0</b>	<b>0</b>	<b>3</b>	<b>22</b>	<b>55</b>	<b>80</b>	<b>76</b>	<b>184</b>	<b>511</b>	<b>1152</b>	<b>1642</b>	<b>1287</b>	<b>701</b>	<b>289</b>	<b>97</b>	<b>29</b>	<b>17</b>	<b>1</b>	<b>3</b>	<b>4</b>	<b>1</b>	<b>1</b>	<b>0</b>	<b>0</b>	<b>0</b>	<b>0</b>	<b>0</b>	<b>0</b>
<b>06-00</b>	<b>6413</b>	<b>0</b>	<b>0</b>	<b>3</b>	<b>22</b>	<b>55</b>	<b>81</b>	<b>82</b>	<b>200</b>	<b>534</b>	<b>1191</b>	<b>1695</b>	<b>1344</b>	<b>747</b>	<b>300</b>	<b>101</b>	<b>30</b>	<b>18</b>	<b>1</b>	<b>3</b>	<b>4</b>	<b>1</b>	<b>1</b>	<b>0</b>	<b>0</b>	<b>0</b>	<b>0</b>	<b>0</b>	<b>0</b>
<b>00-00</b>	<b>6523</b>	<b>0</b>	<b>0</b>	<b>3</b>	<b>23</b>	<b>55</b>	<b>81</b>	<b>82</b>	<b>200</b>	<b>538</b>	<b>1195</b>	<b>1704</b>	<b>1366</b>	<b>769</b>	<b>317</b>	<b>111</b>	<b>38</b>	<b>24</b>	<b>6</b>	<b>5</b>	<b>4</b>	<b>1</b>	<b>1</b>	<b>0</b>	<b>0</b>	<b>0</b>	<b>0</b>	<b>0</b>	<b>0</b>



Site 7  
 Location Coast Road, south of JTC Site 8  
 Direction Northbound

6173 / Greater Dublin Drainage Project  
 April 2016  
 Automatic Traffic Count

Saturday, 16 April 2016

Time	Total	Speed Bins (km/h)																											
		0 - 5	5 - 10	10 - 15	15 - 20	20 - 25	25 - 30	30 - 35	35 - 40	40 - 45	45 - 50	50 - 55	55 - 60	60 - 65	65 - 70	70 - 75	75 - 80	80 - 85	85 - 90	90 - 95	95 - 100	100 - 105	105 - 110	110 - 115	115 - 120	120 - 125	125 - 130	130 - 135	135 - 140
0000	72	0	0	0	0	0	0	0	1	0	11	18	12	14	7	5	3	1	0	0	0	0	0	0	0	0	0	0	0
0100	46	0	0	0	0	0	0	0	1	2	4	8	10	9	6	3	1	0	2	0	0	0	0	0	0	0	0	0	0
0200	25	0	0	0	0	0	0	0	0	0	4	1	5	3	9	1	0	0	2	0	0	0	0	0	0	0	0	0	0
0300	20	0	0	0	0	0	0	0	0	1	0	1	4	6	6	0	1	1	0	0	0	0	0	0	0	0	0	0	0
0400	18	0	0	0	1	0	0	0	0	0	0	1	6	2	1	5	2	0	0	0	0	0	0	0	0	0	0	0	0
0500	27	0	0	0	0	0	0	0	0	0	2	3	5	6	4	3	0	1	0	2	1	0	0	0	0	0	0	0	0
0600	41	0	0	0	0	0	1	0	0	0	1	4	14	8	2	4	4	2	0	0	1	0	0	0	0	0	0	0	0
0700	86	0	0	0	2	2	0	0	0	3	4	15	23	16	11	6	1	2	0	1	0	0	0	0	0	0	0	0	0
0800	179	0	0	0	2	5	2	0	2	7	10	32	49	36	16	8	6	3	1	0	0	0	0	0	0	0	0	0	0
0900	328	0	0	1	3	5	9	5	5	10	39	66	70	77	20	10	7	1	0	0	0	0	0	0	0	0	0	0	0
1000	417	0	0	1	5	20	15	17	28	14	52	105	83	39	22	8	6	1	1	0	0	0	0	0	0	0	0	0	0
1100	442	0	0	0	7	24	8	16	18	45	88	106	81	32	12	3	0	2	0	0	0	0	0	0	0	0	0	0	0
1200	503	0	0	0	17	9	18	39	42	47	87	137	74	22	10	0	1	0	0	0	0	0	0	0	0	0	0	0	0
1300	534	0	0	0	1	4	15	17	14	75	115	149	89	41	12	1	1	0	0	0	0	0	0	0	0	0	0	0	0
1400	512	0	0	0	2	5	14	16	22	45	96	148	109	35	14	5	1	0	0	0	0	0	0	0	0	0	0	0	0
1500	470	0	0	0	5	10	9	3	7	29	71	145	117	48	14	8	2	0	0	2	0	0	0	0	0	0	0	0	0
1600	466	0	0	0	2	6	8	8	22	57	100	117	80	40	18	6	1	1	0	0	0	0	0	0	0	0	0	0	0
1700	483	0	0	0	1	11	3	9	14	33	88	142	97	62	13	6	3	1	0	0	0	0	0	0	0	0	0	0	0
1800	417	0	0	0	1	2	1	3	7	36	66	110	115	46	19	8	2	0	0	1	0	0	0	0	0	0	0	0	0
1900	341	0	0	0	2	2	1	0	0	13	67	102	78	46	22	4	0	4	0	0	0	0	0	0	0	0	0	0	0
2000	255	0	0	1	0	0	0	0	0	8	32	76	58	36	27	8	6	1	0	1	0	1	0	0	0	0	0	0	0
2100	197	0	0	0	0	0	0	5	3	13	31	45	52	25	13	5	4	1	0	0	0	0	0	0	0	0	0	0	0
2200	120	0	0	0	0	0	0	1	1	7	15	19	30	24	11	7	3	2	0	0	0	0	0	0	0	0	0	0	0
2300	104	0	0	0	0	0	0	0	1	0	10	21	26	26	12	5	3	0	0	0	0	0	0	0	0	0	0	0	0
07-19	4837	0	0	2	48	103	102	133	181	401	816	1272	987	494	181	69	31	11	2	4	0	0	0	0	0	0	0	0	0
06-22	5671	0	0	3	50	105	104	138	184	435	947	1499	1189	609	245	90	45	19	2	5	1	1	0	0	0	0	0	0	0
06-00	5895	0	0	3	50	105	104	139	186	442	972	1539	1245	659	268	102	51	21	2	5	1	1	0	0	0	0	0	0	0
00-00	6103	0	0	3	51	105	104	139	188	445	993	1571	1287	699	301	119	58	24	6	7	2	1	0	0	0	0	0	0	0



Site 7  
 Location Coast Road, south of JTC Site 8  
 Direction Northbound

6173 / Greater Dublin Drainage Project  
 April 2016  
 Automatic Traffic Count

Sunday, 17 April 2016

Time	Total	Speed Bins (km/h)																												
		0 - 5	5 - 10	10 - 15	15 - 20	20 - 25	25 - 30	30 - 35	35 - 40	40 - 45	45 - 50	50 - 55	55 - 60	60 - 65	65 - 70	70 - 75	75 - 80	80 - 85	85 - 90	90 - 95	95 - 100	100 - 105	105 - 110	110 - 115	115 - 120	120 - 125	125 - 130	130 - 135	135 - 140	
0000	77	0	0	0	0	0	0	0	1	5	7	12	15	10	16	6	3	1	1	0	0	0	0	0	0	0	0	0	0	
0100	54	0	0	0	0	0	0	0	0	2	3	5	12	15	7	6	1	3	0	0	0	0	0	0	0	0	0	0	0	
0200	39	0	0	0	0	0	0	0	0	1	3	3	7	7	7	4	3	1	3	0	0	0	0	0	0	0	0	0	0	
0300	30	0	0	0	0	0	0	0	1	1	1	8	3	2	8	4	0	1	0	1	0	0	0	0	0	0	0	0	0	
0400	29	0	0	0	0	0	0	0	0	1	0	1	5	9	8	3	2	0	0	0	0	0	0	0	0	0	0	0	0	
0500	15	0	0	0	0	0	0	0	0	0	3	0	2	2	4	2	1	1	0	0	0	0	0	0	0	0	0	0	0	
0600	31	0	0	0	1	0	2	0	0	0	4	1	9	7	5	0	2	0	0	0	0	0	0	0	0	0	0	0	0	
0700	43	0	0	0	0	0	2	0	0	0	4	5	4	9	4	5	4	2	4	0	0	0	0	0	0	0	0	0	0	
0800	91	0	0	0	3	7	5	2	1	0	4	13	19	14	9	6	6	2	0	0	0	0	0	0	0	0	0	0	0	
0900	201	0	0	0	2	18	4	0	4	5	16	53	41	34	12	9	0	3	0	0	0	0	0	0	0	0	0	0	0	
1000	302	0	0	1	5	17	31	20	9	22	26	55	52	43	16	3	2	0	0	0	0	0	0	0	0	0	0	0	0	
<b>1100</b>	<b>392</b>	<b>0</b>	<b>0</b>	<b>0</b>	<b>9</b>	<b>24</b>	<b>31</b>	<b>23</b>	<b>34</b>	<b>21</b>	<b>52</b>	<b>83</b>	<b>56</b>	<b>39</b>	<b>15</b>	<b>3</b>	<b>1</b>	<b>0</b>	<b>1</b>	<b>0</b>	<b>0</b>	<b>0</b>	<b>0</b>	<b>0</b>	<b>0</b>	<b>0</b>	<b>0</b>	<b>0</b>	<b>0</b>	<b>0</b>
1200	468	0	0	0	6	17	37	25	12	50	90	89	93	38	5	5	0	1	0	0	0	0	0	0	0	0	0	0	0	
1300	465	0	2	2	7	36	35	27	16	30	91	118	57	28	13	1	2	0	0	0	0	0	0	0	0	0	0	0	0	
1400	515	0	0	0	6	22	19	11	10	66	93	138	83	45	13	9	0	0	0	0	0	0	0	0	0	0	0	0	0	
1500	503	0	0	2	15	26	21	12	13	54	134	125	64	26	10	0	1	0	0	0	0	0	0	0	0	0	0	0	0	
<b>1600</b>	<b>541</b>	<b>0</b>	<b>0</b>	<b>0</b>	<b>0</b>	<b>0</b>	<b>8</b>	<b>9</b>	<b>41</b>	<b>67</b>	<b>122</b>	<b>146</b>	<b>101</b>	<b>37</b>	<b>7</b>	<b>2</b>	<b>1</b>	<b>0</b>	<b>0</b>	<b>0</b>	<b>0</b>	<b>0</b>	<b>0</b>	<b>0</b>	<b>0</b>	<b>0</b>	<b>0</b>	<b>0</b>	<b>0</b>	<b>0</b>
1700	530	0	0	0	4	10	7	9	16	32	95	155	103	46	20	8	10	6	6	3	0	0	0	0	0	0	0	0	0	
1800	454	0	0	0	0	6	3	2	8	21	74	133	121	51	27	8	0	0	0	0	0	0	0	0	0	0	0	0	0	
1900	285	0	0	0	1	2	1	0	3	18	26	89	69	40	24	7	4	1	0	0	0	0	0	0	0	0	0	0	0	
2000	236	0	0	0	0	0	1	0	3	20	31	56	66	28	21	2	6	0	1	1	0	0	0	0	0	0	0	0	0	
2100	139	0	0	0	0	1	0	0	0	0	11	43	35	23	12	8	3	2	1	0	0	0	0	0	0	0	0	0	0	
2200	107	0	0	0	0	0	0	0	0	2	12	30	22	17	13	5	3	2	0	0	0	0	1	0	0	0	0	0	0	
2300	65	0	0	0	0	0	0	0	0	1	6	7	12	16	9	6	0	4	3	0	1	0	0	0	0	0	0	0	0	
<b>07-19</b>	<b>4505</b>	<b>0</b>	<b>2</b>	<b>5</b>	<b>57</b>	<b>183</b>	<b>203</b>	<b>140</b>	<b>164</b>	<b>368</b>	<b>801</b>	<b>1113</b>	<b>794</b>	<b>410</b>	<b>151</b>	<b>59</b>	<b>27</b>	<b>14</b>	<b>11</b>	<b>3</b>	<b>0</b>	<b>0</b>	<b>0</b>	<b>0</b>	<b>0</b>	<b>0</b>	<b>0</b>	<b>0</b>	<b>0</b>	<b>0</b>
<b>06-22</b>	<b>5196</b>	<b>0</b>	<b>2</b>	<b>5</b>	<b>59</b>	<b>186</b>	<b>207</b>	<b>140</b>	<b>170</b>	<b>406</b>	<b>873</b>	<b>1302</b>	<b>973</b>	<b>508</b>	<b>213</b>	<b>76</b>	<b>42</b>	<b>17</b>	<b>13</b>	<b>4</b>	<b>0</b>	<b>0</b>	<b>0</b>	<b>0</b>	<b>0</b>	<b>0</b>	<b>0</b>	<b>0</b>	<b>0</b>	<b>0</b>
<b>06-00</b>	<b>5368</b>	<b>0</b>	<b>2</b>	<b>5</b>	<b>59</b>	<b>186</b>	<b>207</b>	<b>140</b>	<b>170</b>	<b>409</b>	<b>891</b>	<b>1339</b>	<b>1007</b>	<b>541</b>	<b>235</b>	<b>87</b>	<b>45</b>	<b>23</b>	<b>16</b>	<b>4</b>	<b>1</b>	<b>0</b>	<b>1</b>	<b>0</b>	<b>0</b>	<b>0</b>	<b>0</b>	<b>0</b>	<b>0</b>	<b>0</b>
<b>00-00</b>	<b>5612</b>	<b>0</b>	<b>2</b>	<b>5</b>	<b>59</b>	<b>186</b>	<b>207</b>	<b>140</b>	<b>172</b>	<b>419</b>	<b>908</b>	<b>1368</b>	<b>1051</b>	<b>586</b>	<b>285</b>	<b>112</b>	<b>55</b>	<b>30</b>	<b>20</b>	<b>5</b>	<b>1</b>	<b>0</b>	<b>1</b>	<b>0</b>	<b>0</b>	<b>0</b>	<b>0</b>	<b>0</b>	<b>0</b>	<b>0</b>

Site 7  
 Location Coast Road, south of JTC Site 8  
 Direction Northbound

6173 / Greater Dublin Drainage Project  
 April 2016  
 Automatic Traffic Count

Monday, 18 April 2016

Time	Total	Speed Bins (km/h)																											
		0 - 5	5 - 10	10 - 15	15 - 20	20 - 25	25 - 30	30 - 35	35 - 40	40 - 45	45 - 50	50 - 55	55 - 60	60 - 65	65 - 70	70 - 75	75 - 80	80 - 85	85 - 90	90 - 95	95 - 100	100 - 105	105 - 110	110 - 115	115 - 120	120 - 125	125 - 130	130 - 135	135 - 140
0000	24	0	0	0	0	0	0	0	0	0	1	3	2	8	4	3	2	1	0	0	0	0	0	0	0	0	0	0	0
0100	12	0	0	0	0	0	0	0	0	0	1	0	5	1	3	2	0	0	0	0	0	0	0	0	0	0	0	0	0
0200	13	0	0	0	0	0	0	0	0	0	0	0	4	1	2	4	1	1	0	0	0	0	0	0	0	0	0	0	0
0300	7	0	0	0	0	0	0	0	0	0	0	0	0	0	1	4	0	0	0	1	1	0	0	0	0	0	0	0	0
0400	14	0	0	0	0	0	0	0	0	0	0	3	1	4	3	1	1	1	0	0	0	0	0	0	0	0	0	0	0
0500	28	0	0	0	0	0	0	0	0	0	1	3	7	6	4	2	2	0	2	0	1	0	0	0	0	0	0	0	0
0600	62	0	0	0	0	3	0	0	0	1	3	5	11	16	8	5	4	3	2	0	1	0	0	0	0	0	0	0	0
0700	229	0	0	0	1	1	0	1	0	3	16	36	50	69	29	14	3	6	0	0	0	0	0	0	0	0	0	0	0
<b>0800</b>	<b>526</b>	<b>0</b>	<b>0</b>	<b>1</b>	<b>2</b>	<b>3</b>	<b>10</b>	<b>12</b>	<b>18</b>	<b>29</b>	<b>101</b>	<b>150</b>	<b>123</b>	<b>46</b>	<b>15</b>	<b>10</b>	<b>4</b>	<b>1</b>	<b>1</b>	<b>0</b>	<b>0</b>	<b>0</b>	<b>0</b>	<b>0</b>	<b>0</b>	<b>0</b>	<b>0</b>	<b>0</b>	<b>0</b>
0900	429	0	0	0	0	2	3	6	3	26	72	123	97	58	30	4	3	2	0	0	0	0	0	0	0	0	0	0	0
1000	325	0	0	0	1	0	3	3	5	16	58	80	87	46	15	6	2	2	1	0	0	0	0	0	0	0	0	0	0
1100	322	0	0	0	1	2	0	0	6	13	63	94	70	54	13	4	1	1	0	0	0	0	0	0	0	0	0	0	0
1200	382	0	0	0	2	2	0	1	12	44	82	101	85	35	11	6	1	0	0	0	0	0	0	0	0	0	0	0	0
1300	390	0	0	0	0	1	4	3	9	17	64	133	90	50	12	5	1	0	1	0	0	0	0	0	0	0	0	0	0
1400	457	0	0	0	0	0	1	10	12	52	103	126	82	50	16	1	3	1	0	0	0	0	0	0	0	0	0	0	0
1500	464	0	0	0	0	5	12	17	15	27	89	140	88	47	17	4	1	2	0	0	0	0	0	0	0	0	0	0	0
<b>1600</b>	<b>618</b>	<b>0</b>	<b>1</b>	<b>0</b>	<b>2</b>	<b>7</b>	<b>6</b>	<b>16</b>	<b>18</b>	<b>66</b>	<b>132</b>	<b>173</b>	<b>119</b>	<b>45</b>	<b>22</b>	<b>7</b>	<b>2</b>	<b>2</b>	<b>0</b>	<b>0</b>	<b>0</b>	<b>0</b>	<b>0</b>	<b>0</b>	<b>0</b>	<b>0</b>	<b>0</b>	<b>0</b>	<b>0</b>
1700	547	0	0	0	1	8	11	9	19	40	121	126	123	62	18	2	4	3	0	0	0	0	0	0	0	0	0	0	0
1800	410	0	0	0	1	4	8	14	9	17	60	105	90	55	35	7	4	1	0	0	0	0	0	0	0	0	0	0	0
1900	329	0	0	0	1	6	5	3	2	16	39	90	79	53	24	4	4	2	0	1	0	0	0	0	0	0	0	0	0
2000	244	0	0	0	2	3	3	3	1	7	21	59	67	37	23	11	3	2	1	1	0	0	0	0	0	0	0	0	0
2100	184	0	0	0	0	0	0	0	2	3	11	50	51	40	20	3	2	1	1	0	0	0	0	0	0	0	0	0	0
2200	105	0	0	0	0	0	0	0	0	0	12	22	33	20	11	4	1	2	0	0	0	0	0	0	0	0	0	0	0
2300	55	0	0	0	0	0	0	0	0	0	8	11	12	9	5	6	2	2	0	0	0	0	0	0	0	0	0	0	0
<b>07-19</b>	<b>5099</b>	<b>0</b>	<b>1</b>	<b>1</b>	<b>11</b>	<b>35</b>	<b>58</b>	<b>92</b>	<b>126</b>	<b>350</b>	<b>961</b>	<b>1387</b>	<b>1104</b>	<b>617</b>	<b>233</b>	<b>70</b>	<b>29</b>	<b>21</b>	<b>3</b>	<b>0</b>	<b>0</b>	<b>0</b>	<b>0</b>	<b>0</b>	<b>0</b>	<b>0</b>	<b>0</b>	<b>0</b>	<b>0</b>
<b>06-22</b>	<b>5918</b>	<b>0</b>	<b>1</b>	<b>1</b>	<b>14</b>	<b>47</b>	<b>66</b>	<b>98</b>	<b>131</b>	<b>377</b>	<b>1035</b>	<b>1591</b>	<b>1312</b>	<b>763</b>	<b>308</b>	<b>93</b>	<b>42</b>	<b>29</b>	<b>7</b>	<b>2</b>	<b>1</b>	<b>0</b>	<b>0</b>	<b>0</b>	<b>0</b>	<b>0</b>	<b>0</b>	<b>0</b>	<b>0</b>
<b>06-00</b>	<b>6078</b>	<b>0</b>	<b>1</b>	<b>1</b>	<b>14</b>	<b>47</b>	<b>66</b>	<b>98</b>	<b>131</b>	<b>377</b>	<b>1055</b>	<b>1624</b>	<b>1357</b>	<b>792</b>	<b>324</b>	<b>103</b>	<b>45</b>	<b>33</b>	<b>7</b>	<b>2</b>	<b>1</b>	<b>0</b>	<b>0</b>	<b>0</b>	<b>0</b>	<b>0</b>	<b>0</b>	<b>0</b>	<b>0</b>
<b>00-00</b>	<b>6176</b>	<b>0</b>	<b>1</b>	<b>1</b>	<b>14</b>	<b>47</b>	<b>66</b>	<b>98</b>	<b>131</b>	<b>377</b>	<b>1058</b>	<b>1633</b>	<b>1376</b>	<b>812</b>	<b>341</b>	<b>119</b>	<b>51</b>	<b>36</b>	<b>9</b>	<b>3</b>	<b>3</b>	<b>0</b>	<b>0</b>	<b>0</b>	<b>0</b>	<b>0</b>	<b>0</b>	<b>0</b>	<b>0</b>



Site 7  
 Location Coast Road, south of JTC Site 8  
 Direction Northbound

6173 / Greater Dublin Drainage Project  
 April 2016  
 Automatic Traffic Count

Virtual Day (7)

Time	Total	Speed Bins (km/h)																											
		0 - 5	5 - 10	10 - 15	15 - 20	20 - 25	25 - 30	30 - 35	35 - 40	40 - 45	45 - 50	50 - 55	55 - 60	60 - 65	65 - 70	70 - 75	75 - 80	80 - 85	85 - 90	90 - 95	95 - 100	100 - 105	105 - 110	110 - 115	115 - 120	120 - 125	125 - 130	130 - 135	135 - 140
0000	40	0	0	0	0	0	0	0	0	1	3	6	7	8	6	3	2	1	0	0	0	0	0	0	0	0	0	0	0
0100	23	0	0	0	0	0	0	0	0	1	2	3	5	5	3	2	0	1	1	0	0	0	0	0	0	0	0	0	0
0200	15	0	0	0	0	0	0	0	0	0	1	1	3	2	3	2	2	0	1	0	0	0	0	0	0	0	0	0	0
0300	11	0	0	0	0	0	0	0	0	0	1	1	2	2	3	1	0	0	0	0	0	0	0	0	0	0	0	0	0
0400	15	0	0	0	0	0	0	0	0	0	0	2	3	4	3	2	1	0	0	0	0	0	0	0	0	0	0	0	0
0500	25	0	0	0	0	0	0	0	0	0	2	3	4	6	4	2	2	1	1	1	0	0	0	0	0	0	0	0	0
0600	59	0	0	0	0	0	0	0	1	1	3	10	13	11	9	5	3	1	0	1	1	0	0	0	0	0	0	0	0
0700	186	0	0	0	2	2	2	1	0	6	18	39	46	38	18	8	3	2	1	0	0	0	0	0	0	0	0	0	0
<b>0800</b>	<b>420</b>	<b>0</b>	<b>0</b>	<b>1</b>	<b>4</b>	<b>10</b>	<b>12</b>	<b>8</b>	<b>16</b>	<b>39</b>	<b>78</b>	<b>99</b>	<b>87</b>	<b>40</b>	<b>13</b>	<b>6</b>	<b>3</b>	<b>1</b>	<b>0</b>	<b>0</b>	<b>0</b>	<b>0</b>	<b>0</b>	<b>0</b>	<b>0</b>	<b>0</b>	<b>0</b>	<b>0</b>	<b>0</b>
0900	367	0	0	0	2	6	6	4	9	28	64	89	84	47	18	6	2	1	0	0	0	0	0	0	0	0	0	0	0
1000	338	0	0	1	4	8	9	9	11	23	52	84	73	40	17	5	2	1	0	0	0	0	0	0	0	0	0	0	0
1100	361	0	0	0	3	9	9	11	14	28	63	95	68	40	15	5	1	1	0	0	0	0	0	0	0	0	0	0	0
1200	409	0	0	0	5	7	11	12	15	37	75	107	79	41	13	6	1	0	0	0	0	0	0	0	0	0	0	0	0
1300	439	0	0	0	2	9	13	15	14	37	85	121	83	41	12	3	1	0	0	0	0	0	0	0	0	0	0	0	0
1400	486	0	0	0	1	5	8	11	17	51	109	140	86	38	14	5	2	1	0	0	0	0	0	0	0	0	0	0	0
1500	507	0	0	2	7	11	16	11	16	48	107	140	87	41	15	4	1	1	0	0	0	0	0	0	0	0	0	0	0
<b>1600</b>	<b>582</b>	<b>0</b>	<b>0</b>	<b>1</b>	<b>1</b>	<b>4</b>	<b>10</b>	<b>12</b>	<b>33</b>	<b>64</b>	<b>135</b>	<b>157</b>	<b>98</b>	<b>44</b>	<b>15</b>	<b>4</b>	<b>1</b>	<b>0</b>	<b>0</b>	<b>0</b>	<b>0</b>	<b>0</b>	<b>0</b>	<b>0</b>	<b>0</b>	<b>0</b>	<b>0</b>	<b>0</b>	<b>0</b>
1700	535	0	0	0	2	6	9	15	24	42	101	143	105	59	18	6	3	2	1	0	0	0	0	0	0	0	0	0	0
1800	450	0	0	0	2	8	8	12	15	30	67	110	109	52	25	8	2	1	0	0	0	0	0	0	0	0	0	0	0
1900	351	0	0	0	2	4	4	5	8	21	47	91	83	49	25	7	2	2	0	0	0	0	0	0	0	0	0	0	0
2000	265	0	0	0	1	1	1	1	3	10	33	73	66	42	20	7	4	2	1	0	0	0	0	0	0	0	0	0	0
2100	189	0	0	0	0	0	1	1	3	10	23	46	48	30	15	5	4	1	0	0	0	0	0	0	0	0	0	0	0
2200	131	0	0	0	0	0	0	2	2	5	13	28	35	25	12	5	2	1	0	0	0	0	0	0	0	0	0	0	0
2300	77	0	0	0	0	0	0	0	2	3	8	13	16	19	7	4	2	2	0	0	0	0	0	0	0	0	0	0	0
<b>07-19</b>	<b>5080</b>	<b>0</b>	<b>1</b>	<b>5</b>	<b>34</b>	<b>86</b>	<b>113</b>	<b>119</b>	<b>185</b>	<b>433</b>	<b>954</b>	<b>1325</b>	<b>1005</b>	<b>520</b>	<b>193</b>	<b>65</b>	<b>24</b>	<b>11</b>	<b>4</b>	<b>2</b>	<b>0</b>	<b>0</b>	<b>0</b>	<b>0</b>	<b>0</b>	<b>0</b>	<b>0</b>	<b>0</b>	<b>0</b>
<b>06-22</b>	<b>5943</b>	<b>0</b>	<b>1</b>	<b>6</b>	<b>37</b>	<b>92</b>	<b>119</b>	<b>127</b>	<b>199</b>	<b>475</b>	<b>1061</b>	<b>1543</b>	<b>1214</b>	<b>652</b>	<b>263</b>	<b>89</b>	<b>37</b>	<b>17</b>	<b>6</b>	<b>4</b>	<b>1</b>	<b>0</b>	<b>0</b>	<b>0</b>	<b>0</b>	<b>0</b>	<b>0</b>	<b>0</b>	<b>0</b>
<b>06-00</b>	<b>6151</b>	<b>0</b>	<b>1</b>	<b>6</b>	<b>37</b>	<b>92</b>	<b>119</b>	<b>129</b>	<b>203</b>	<b>483</b>	<b>1083</b>	<b>1584</b>	<b>1265</b>	<b>696</b>	<b>281</b>	<b>99</b>	<b>42</b>	<b>20</b>	<b>6</b>	<b>4</b>	<b>1</b>	<b>0</b>	<b>0</b>	<b>0</b>	<b>0</b>	<b>0</b>	<b>0</b>	<b>0</b>	<b>0</b>
<b>00-00</b>	<b>6280</b>	<b>0</b>	<b>1</b>	<b>6</b>	<b>37</b>	<b>92</b>	<b>119</b>	<b>129</b>	<b>204</b>	<b>486</b>	<b>1092</b>	<b>1600</b>	<b>1288</b>	<b>722</b>	<b>303</b>	<b>111</b>	<b>49</b>	<b>24</b>	<b>9</b>	<b>5</b>	<b>2</b>	<b>0</b>	<b>0</b>	<b>0</b>	<b>0</b>	<b>0</b>	<b>0</b>	<b>0</b>	<b>0</b>



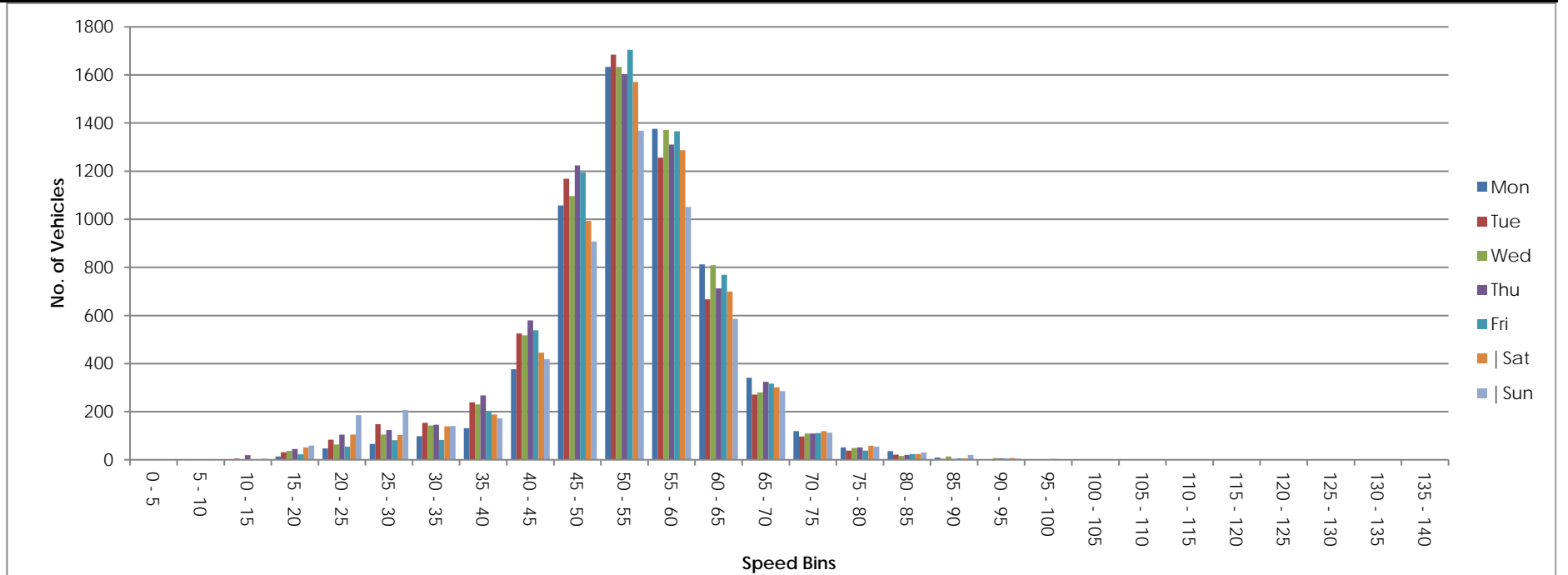
Site 7  
 Location Coast Road, south of JTC Site 8  
 Direction Northbound

6173 / Greater Dublin Drainage Project  
 April 2016  
 Automatic Traffic Count

Virtual Week (1)

Time	Total	Speed Bins (km/h)																											
		0 - 5	5 - 10	10 - 15	15 - 20	20 - 25	25 - 30	30 - 35	35 - 40	40 - 45	45 - 50	50 - 55	55 - 60	60 - 65	65 - 70	70 - 75	75 - 80	80 - 85	85 - 90	90 - 95	95 - 100	100 - 105	105 - 110	110 - 115	115 - 120	120 - 125	125 - 130	130 - 135	135 - 140
Mon	6176	0	1	1	14	47	66	98	131	377	1058	1633	1376	812	341	119	51	36	9	3	3	0	0	0	0	0	0	0	0
Tue	6399	0	0	5	32	84	148	154	239	525	1169	1684	1256	667	271	97	38	21	4	3	1	0	0	0	1	0	0	0	
Wed	6490	0	1	3	37	64	105	142	230	517	1096	1633	1372	809	280	109	49	16	14	7	3	1	0	0	0	2	0	0	
Thu	6657	0	3	19	45	105	124	146	268	580	1224	1604	1311	713	324	109	51	20	4	6	1	0	0	0	0	0	0	0	
Fri	6523	0	0	3	23	55	81	82	200	538	1195	1704	1366	769	317	111	38	24	6	5	4	1	1	0	0	0	0	0	
Sat	6103	0	0	3	51	105	104	139	188	445	993	1571	1287	699	301	119	58	24	6	7	2	1	0	0	0	0	0	0	
Sun	5612	0	2	5	59	186	207	140	172	419	908	1368	1051	586	285	112	55	30	20	5	1	0	1	0	0	0	0	0	
5 Day Ave.	6449	0	1	6	30	71	105	124	214	507	1148	1652	1336	754	307	109	45	23	7	5	2	0	0	0	0	0	0	0	
7 Day Ave.	6280	0	1	6	37	92	119	129	204	486	1092	1600	1288	722	303	111	49	24	9	5	2	0	0	0	0	0	0	0	
--	43960	0	7	39	261	646	835	901	1428	3401	7643	11197	9019	5055	2119	776	340	171	63	36	15	3	2	0	1	2	0	0	

Summary Graphs



Site 7  
 Location Coast Road, south of JTC Site 8  
 Direction Southbound

6173 / Greater Dublin Drainage Project  
 April 2016  
 Automatic Traffic Count

Tuesday, 12 April 2016

Time	Total	Classification												>PSL 60	>PSL% 60	>SL1 65 +5kph	>SL1% 65 +5kph	>SL2 70 +10kph	>SL2% 70 +10kph	Mean	Vpp 85
		1 MCL	2 SV	3 SVT	4 TB2	5 TB3	6 T4	7 ART3	8 ART4	9 ART5	10 ART6	11 BD	12 DRT								
0000	11	0	9	0	2	0	0	0	0	0	0	0	0	6	54.5	2	18.2	0	0	59.7	64.1
0100	10	0	9	0	1	0	0	0	0	0	0	0	0	5	50	3	30	1	10	57	-
0200	5	0	3	0	2	0	0	0	0	0	0	0	0	4	80	3	60	2	40	67.9	-
0300	2	0	1	0	1	0	0	0	0	0	0	0	0	1	50	1	50	1	50	73.2	-
0400	6	1	4	0	1	0	0	0	0	0	0	0	0	5	83.3	5	83.3	5	83.3	72.8	-
0500	24	0	18	0	6	0	0	0	0	0	0	0	0	13	54.2	11	45.8	8	33.3	62.1	77.8
0600	118	2	110	0	6	0	0	0	0	0	0	0	0	80	67.8	60	50.8	38	32.2	64.9	73.4
0700	380	8	323	1	39	1	6	0	1	0	1	0	0	174	45.8	96	25.3	42	11.1	58.6	68.4
<b>0800</b>	<b>598</b>	<b>5</b>	<b>537</b>	<b>1</b>	<b>44</b>	<b>2</b>	<b>8</b>	<b>1</b>	<b>0</b>	<b>0</b>	<b>0</b>	<b>0</b>	<b>0</b>	<b>78</b>	<b>13</b>	<b>17</b>	<b>2.8</b>	<b>5</b>	<b>0.8</b>	<b>52.2</b>	<b>59.4</b>
0900	443	4	387	2	41	1	4	1	1	0	2	0	0	95	21.4	42	9.5	13	2.9	53.8	62.3
1000	323	3	291	1	23	1	4	0	0	0	0	0	0	93	28.8	41	12.7	18	5.6	55.9	63.7
1100	338	5	290	2	33	2	5	0	0	1	0	0	0	103	30.5	40	11.8	12	3.6	55.9	63.7
1200	326	4	288	3	24	2	4	0	0	1	0	0	0	78	23.9	36	11	8	2.5	54.7	63.4
1300	401	3	365	1	26	0	5	0	0	0	1	0	0	82	20.4	27	6.7	12	3	54.7	61.2
1400	437	5	397	1	28	1	4	0	1	0	0	0	0	147	33.6	55	12.6	15	3.4	56.9	63.7
1500	389	4	349	5	26	1	4	0	0	0	0	0	0	116	29.8	46	11.8	17	4.4	56	63.4
1600	429	11	388	1	24	0	4	0	0	0	1	0	0	87	20.3	26	6.1	11	2.6	53.5	60.8
1700	434	16	398	3	14	1	1	1	0	0	0	0	0	112	25.8	51	11.8	20	4.6	54.6	63.4
<b>1800</b>	<b>454</b>	<b>7</b>	<b>433</b>	<b>1</b>	<b>12</b>	<b>0</b>	<b>1</b>	<b>0</b>	<b>0</b>	<b>0</b>	<b>0</b>	<b>0</b>	<b>0</b>	<b>113</b>	<b>24.9</b>	<b>52</b>	<b>11.5</b>	<b>12</b>	<b>2.6</b>	<b>55.4</b>	<b>63.4</b>
1900	375	15	343	2	13	0	2	0	0	0	0	0	0	133	35.5	70	18.7	30	8	57.4	66.6
2000	283	12	262	0	8	0	1	0	0	0	0	0	0	107	37.8	48	17	20	7.1	57.5	65.5
2100	182	0	178	0	4	0	0	0	0	0	0	0	0	69	37.9	33	18.1	21	11.5	59	67
2200	83	0	78	0	5	0	0	0	0	0	0	0	0	34	41	19	22.9	11	13.3	61	67.3
2300	50	0	45	0	5	0	0	0	0	0	0	0	0	32	64	20	40	12	24	64.5	73.8
<b>07-19</b>	<b>4952</b>	<b>75</b>	<b>4446</b>	<b>22</b>	<b>334</b>	<b>12</b>	<b>50</b>	<b>3</b>	<b>3</b>	<b>2</b>	<b>5</b>	<b>0</b>	<b>0</b>	<b>1278</b>	<b>25.8</b>	<b>529</b>	<b>10.7</b>	<b>185</b>	<b>3.7</b>	<b>55</b>	<b>63</b>
<b>06-22</b>	<b>5910</b>	<b>104</b>	<b>5339</b>	<b>24</b>	<b>365</b>	<b>12</b>	<b>53</b>	<b>3</b>	<b>3</b>	<b>2</b>	<b>5</b>	<b>0</b>	<b>0</b>	<b>1667</b>	<b>28.2</b>	<b>740</b>	<b>12.5</b>	<b>294</b>	<b>5</b>	<b>55.6</b>	<b>63.7</b>
<b>06-00</b>	<b>6043</b>	<b>104</b>	<b>5462</b>	<b>24</b>	<b>375</b>	<b>12</b>	<b>53</b>	<b>3</b>	<b>3</b>	<b>2</b>	<b>5</b>	<b>0</b>	<b>0</b>	<b>1733</b>	<b>28.7</b>	<b>779</b>	<b>12.9</b>	<b>317</b>	<b>5.2</b>	<b>55.8</b>	<b>63.7</b>
<b>00-00</b>	<b>6101</b>	<b>105</b>	<b>5506</b>	<b>24</b>	<b>388</b>	<b>12</b>	<b>53</b>	<b>3</b>	<b>3</b>	<b>2</b>	<b>5</b>	<b>0</b>	<b>0</b>	<b>1767</b>	<b>29</b>	<b>804</b>	<b>13.2</b>	<b>334</b>	<b>5.5</b>	<b>55.8</b>	<b>64.1</b>





Site 7  
 Location Coast Road, south of JTC Site 8  
 Direction Southbound

6173 / Greater Dublin Drainage Project  
 April 2016  
 Automatic Traffic Count

Wednesday, 13 April 2016

Time	Total	Classification												>PSL 60	>PSL% 60	>SL1 65 +5kph	>SL1% 65 +5kph	>SL2 70 +10kph	>SL2% 70 +10kph	Mean	Vpp 85
		1 MCL	2 SV	3 SVT	4 TB2	5 TB3	6 T4	7 ART3	8 ART4	9 ART5	10 ART6	11 BD	12 DRT								
0000	22	0	20	0	2	0	0	0	0	0	0	0	0	15	68.2	10	45.5	3	13.6	63.7	69.5
0100	11	0	9	0	2	0	0	0	0	0	0	0	0	6	54.5	5	45.5	3	27.3	60.9	70.2
0200	4	0	2	0	2	0	0	0	0	0	0	0	0	1	25	0	0	0	0	51.7	-
0300	7	0	7	0	0	0	0	0	0	0	0	0	0	4	57.1	3	42.9	2	28.6	65	-
0400	9	2	4	0	3	0	0	0	0	0	0	0	0	4	44.4	4	44.4	4	44.4	66.4	-
0500	21	0	17	0	4	0	0	0	0	0	0	0	0	15	71.4	12	57.1	9	42.9	70.8	92.9
0600	117	2	102	0	12	0	1	0	0	0	0	0	0	90	76.9	68	58.1	41	35	66.4	76.3
0700	375	10	311	0	47	0	5	0	1	0	1	0	0	153	40.8	83	22.1	33	8.8	58.1	66.6
<b>0800</b>	<b>714</b>	<b>13</b>	<b>635</b>	<b>6</b>	<b>55</b>	<b>1</b>	<b>3</b>	<b>1</b>	<b>0</b>	<b>0</b>	<b>0</b>	<b>0</b>	<b>0</b>	<b>94</b>	<b>13.2</b>	<b>30</b>	<b>4.2</b>	<b>10</b>	<b>1.4</b>	<b>51.3</b>	<b>59</b>
0900	418	10	360	2	40	0	5	1	0	0	0	0	0	93	22.2	31	7.4	12	2.9	53.2	61.6
1000	302	10	250	3	30	0	7	0	0	0	1	0	1	85	28.1	35	11.6	13	4.3	54.8	63
1100	304	11	264	3	22	1	3	0	0	0	0	0	0	111	36.5	43	14.1	19	6.3	55.9	64.4
1200	389	12	337	2	31	0	6	0	0	0	1	0	0	78	20.1	33	8.5	12	3.1	54.4	62.3
1300	451	8	407	3	29	0	3	0	0	0	1	0	0	82	18.2	27	6	6	1.3	53.7	60.5
1400	452	7	404	1	37	0	3	0	0	0	0	0	0	63	13.9	35	7.7	10	2.2	53.7	59.8
1500	390	12	345	2	21	0	8	0	1	0	1	0	0	62	15.9	16	4.1	6	1.5	52.4	60.1
1600	420	10	379	0	26	0	4	0	1	0	0	0	0	82	19.5	34	8.1	12	2.9	53.6	61.2
<b>1700</b>	<b>510</b>	<b>13</b>	<b>473</b>	<b>2</b>	<b>15</b>	<b>1</b>	<b>2</b>	<b>0</b>	<b>2</b>	<b>0</b>	<b>1</b>	<b>1</b>	<b>0</b>	<b>116</b>	<b>22.7</b>	<b>39</b>	<b>7.6</b>	<b>15</b>	<b>2.9</b>	<b>54.1</b>	<b>62.6</b>
1800	497	6	478	0	12	0	1	0	0	0	0	0	0	145	29.2	55	11.1	20	4	56.1	63.4
1900	361	6	338	2	15	0	0	0	0	0	0	0	0	118	32.7	51	14.1	16	4.4	56.7	64.4
2000	263	4	251	2	5	1	0	0	0	0	0	0	0	96	36.5	46	17.5	23	8.7	57.7	66.2
2100	162	2	153	0	7	0	0	0	0	0	0	0	0	73	45.1	36	22.2	22	13.6	59.5	68
2200	97	0	93	0	4	0	0	0	0	0	0	0	0	61	62.9	36	37.1	13	13.4	62.5	69.5
2300	43	0	39	0	4	0	0	0	0	0	0	0	0	27	62.8	20	46.5	14	32.6	65.7	78.8
<b>07-19</b>	<b>5222</b>	<b>122</b>	<b>4643</b>	<b>24</b>	<b>365</b>	<b>3</b>	<b>50</b>	<b>2</b>	<b>5</b>	<b>0</b>	<b>6</b>	<b>1</b>	<b>1</b>	<b>1164</b>	<b>22.3</b>	<b>461</b>	<b>8.8</b>	<b>168</b>	<b>3.2</b>	<b>54.1</b>	<b>62.3</b>
<b>06-22</b>	<b>6125</b>	<b>136</b>	<b>5487</b>	<b>28</b>	<b>404</b>	<b>4</b>	<b>51</b>	<b>2</b>	<b>5</b>	<b>0</b>	<b>6</b>	<b>1</b>	<b>1</b>	<b>1541</b>	<b>25.2</b>	<b>662</b>	<b>10.8</b>	<b>270</b>	<b>4.4</b>	<b>54.8</b>	<b>63</b>
<b>06-00</b>	<b>6265</b>	<b>136</b>	<b>5619</b>	<b>28</b>	<b>412</b>	<b>4</b>	<b>51</b>	<b>2</b>	<b>5</b>	<b>0</b>	<b>6</b>	<b>1</b>	<b>1</b>	<b>1629</b>	<b>26</b>	<b>718</b>	<b>11.5</b>	<b>297</b>	<b>4.7</b>	<b>55</b>	<b>63.4</b>
<b>00-00</b>	<b>6339</b>	<b>138</b>	<b>5678</b>	<b>28</b>	<b>425</b>	<b>4</b>	<b>51</b>	<b>2</b>	<b>5</b>	<b>0</b>	<b>6</b>	<b>1</b>	<b>1</b>	<b>1674</b>	<b>26.4</b>	<b>752</b>	<b>11.9</b>	<b>318</b>	<b>5</b>	<b>55.1</b>	<b>63.4</b>



Site 7  
 Location Coast Road, south of JTC Site 8  
 Direction Southbound

6173 / Greater Dublin Drainage Project  
 April 2016  
 Automatic Traffic Count

Thursday, 14 April 2016

Time	Total	Classification												>PSL 60	>PSL% 60	>SL1 65 +5kph	>SL1% 65 +5kph	>SL2 70 +10kph	>SL2% 70 +10kph	Mean	Vpp 85
		1 MCL	2 SV	3 SVT	4 TB2	5 TB3	6 T4	7 ART3	8 ART4	9 ART5	10 ART6	11 BD	12 DRT								
0000	27	0	24	0	3	0	0	0	0	0	0	0	0	17	63	14	51.9	10	37	65.4	75.2
0100	14	0	12	0	2	0	0	0	0	0	0	0	0	8	57.1	7	50	6	42.9	63.8	75.2
0200	7	0	5	0	1	0	0	0	1	0	0	0	0	2	28.6	2	28.6	2	28.6	59.8	-
0300	4	0	4	0	0	0	0	0	0	0	0	0	0	4	100	3	75	2	50	71.3	-
0400	10	2	5	0	3	0	0	0	0	0	0	0	0	8	80	7	70	6	60	74	-
0500	25	1	20	0	4	0	0	0	0	0	0	0	0	12	48	10	40	6	24	62.9	74.2
0600	113	2	100	0	11	0	0	0	0	0	0	0	0	85	75.2	66	58.4	47	41.6	66.5	77
0700	398	10	329	0	53	0	5	0	0	1	0	0	0	141	35.4	83	20.9	41	10.3	57.2	67.3
<b>0800</b>	<b>694</b>	<b>6</b>	<b>629</b>	<b>3</b>	<b>44</b>	<b>2</b>	<b>5</b>	<b>1</b>	<b>2</b>	<b>1</b>	<b>1</b>	<b>0</b>	<b>0</b>	<b>68</b>	<b>9.8</b>	<b>21</b>	<b>3</b>	<b>6</b>	<b>0.9</b>	<b>51.8</b>	<b>58.3</b>
0900	431	1	361	4	54	0	10	0	0	1	0	0	0	92	21.3	43	10	18	4.2	53.6	61.9
1000	318	5	263	0	45	0	4	0	1	0	0	0	0	91	28.6	36	11.3	17	5.3	54.5	63.4
1100	329	4	291	1	22	1	10	0	0	0	0	0	0	103	31.3	45	13.7	17	5.2	55.5	64.4
1200	361	7	317	2	28	0	7	0	0	0	0	0	0	111	30.7	47	13	12	3.3	54.9	64.4
1300	382	4	346	1	28	0	2	0	0	0	1	0	0	95	24.9	38	9.9	16	4.2	55.9	63
1400	466	6	413	1	38	1	7	0	0	0	0	0	0	76	16.3	29	6.2	5	1.1	53.5	60.1
1500	459	8	410	2	30	1	7	0	1	0	0	0	0	98	21.4	39	8.5	14	3.1	54.4	61.9
1600	446	3	412	3	25	1	2	0	0	0	0	0	0	89	20	34	7.6	14	3.1	54	61.2
1700	466	8	442	0	15	0	0	0	1	0	0	0	0	131	28.1	66	14.2	24	5.2	56.2	64.4
<b>1800</b>	<b>474</b>	<b>10</b>	<b>441</b>	<b>0</b>	<b>22</b>	<b>0</b>	<b>1</b>	<b>0</b>	<b>0</b>	<b>0</b>	<b>0</b>	<b>0</b>	<b>0</b>	<b>167</b>	<b>35.2</b>	<b>80</b>	<b>16.9</b>	<b>26</b>	<b>5.5</b>	<b>57.1</b>	<b>65.5</b>
1900	391	16	359	1	13	1	1	0	0	0	0	0	0	94	24	47	12	28	7.2	55.5	63.4
2000	305	6	290	1	8	0	0	0	0	0	0	0	0	100	32.8	43	14.1	15	4.9	57.8	64.4
2100	165	3	158	0	4	0	0	0	0	0	0	0	0	75	45.5	49	29.7	23	13.9	60.4	69.5
2200	111	0	108	0	3	0	0	0	0	0	0	0	0	50	45	25	22.5	12	10.8	60.5	67.7
2300	74	0	71	0	3	0	0	0	0	0	0	0	0	40	54.1	29	39.2	16	21.6	63.4	73.1
<b>07-19</b>	<b>5224</b>	<b>72</b>	<b>4654</b>	<b>17</b>	<b>404</b>	<b>6</b>	<b>60</b>	<b>1</b>	<b>5</b>	<b>3</b>	<b>2</b>	<b>0</b>	<b>0</b>	<b>1262</b>	<b>24.2</b>	<b>561</b>	<b>10.7</b>	<b>210</b>	<b>4</b>	<b>54.7</b>	<b>63</b>
<b>06-22</b>	<b>6198</b>	<b>99</b>	<b>5561</b>	<b>19</b>	<b>440</b>	<b>7</b>	<b>61</b>	<b>1</b>	<b>5</b>	<b>3</b>	<b>2</b>	<b>0</b>	<b>0</b>	<b>1616</b>	<b>26.1</b>	<b>766</b>	<b>12.4</b>	<b>323</b>	<b>5.2</b>	<b>55.3</b>	<b>63.7</b>
<b>06-00</b>	<b>6383</b>	<b>99</b>	<b>5740</b>	<b>19</b>	<b>446</b>	<b>7</b>	<b>61</b>	<b>1</b>	<b>5</b>	<b>3</b>	<b>2</b>	<b>0</b>	<b>0</b>	<b>1706</b>	<b>26.7</b>	<b>820</b>	<b>12.8</b>	<b>351</b>	<b>5.5</b>	<b>55.5</b>	<b>64.1</b>
<b>00-00</b>	<b>6470</b>	<b>102</b>	<b>5810</b>	<b>19</b>	<b>459</b>	<b>7</b>	<b>61</b>	<b>1</b>	<b>6</b>	<b>3</b>	<b>2</b>	<b>0</b>	<b>0</b>	<b>1757</b>	<b>27.2</b>	<b>863</b>	<b>13.3</b>	<b>383</b>	<b>5.9</b>	<b>55.6</b>	<b>64.1</b>



Site 7  
 Location Coast Road, south of JTC Site 8  
 Direction Southbound

6173 / Greater Dublin Drainage Project  
 April 2016  
 Automatic Traffic Count

Friday, 15 April 2016

Time	Total	Classification												>PSL 60	>PSL% 60	>SL1 65 +5kph	>SL1% 65 +5kph	>SL2 70 +10kph	>SL2% 70 +10kph	Mean	Vpp 85
		1 MCL	2 SV	3 SVT	4 TB2	5 TB3	6 T4	7 ART3	8 ART4	9 ART5	10 ART6	11 BD	12 DRT								
0000	30	0	28	0	2	0	0	0	0	0	0	0	0	22	73.3	16	53.3	6	20	64.1	73.8
0100	11	0	11	0	0	0	0	0	0	0	0	0	0	5	45.5	5	45.5	4	36.4	62.1	75.6
0200	9	0	4	0	5	0	0	0	0	0	0	0	0	6	66.7	5	55.6	2	22.2	64	-
0300	7	0	6	0	1	0	0	0	0	0	0	0	0	3	42.9	3	42.9	2	28.6	64.9	-
0400	9	2	5	0	2	0	0	0	0	0	0	0	0	6	66.7	4	44.4	4	44.4	69.9	-
0500	30	1	21	0	7	1	0	0	0	0	0	0	0	20	66.7	13	43.3	13	43.3	66.6	82.8
0600	86	0	73	1	11	1	0	0	0	0	0	0	0	57	66.3	43	50	33	38.4	67	81.7
0700	362	12	303	0	43	1	2	0	1	0	0	0	0	143	39.5	81	22.4	40	11	58.3	67.7
<b>0800</b>	<b>652</b>	<b>11</b>	<b>592</b>	<b>3</b>	<b>39</b>	<b>0</b>	<b>5</b>	<b>1</b>	<b>0</b>	<b>1</b>	<b>0</b>	<b>0</b>	<b>0</b>	<b>125</b>	<b>19.2</b>	<b>37</b>	<b>5.7</b>	<b>10</b>	<b>1.5</b>	<b>53.5</b>	<b>60.8</b>
0900	425	4	370	1	47	1	2	0	0	0	0	0	0	88	20.7	27	6.4	8	1.9	53.8	61.6
1000	316	6	263	1	37	0	7	1	0	0	1	0	0	102	32.3	41	13	16	5.1	55	64.1
1100	380	6	327	3	39	0	5	0	0	0	0	0	0	113	29.7	50	13.2	14	3.7	55.3	64.1
1200	367	4	320	0	39	0	2	2	0	0	0	0	0	97	26.4	36	9.8	14	3.8	54.8	62.3
1300	471	4	432	0	27	3	3	0	2	0	0	0	0	108	22.9	33	7	9	1.9	55	61.6
1400	442	4	399	2	32	0	5	0	0	0	0	0	0	73	16.5	28	6.3	6	1.4	53.8	60.8
<b>1500</b>	<b>487</b>	<b>4</b>	<b>450</b>	<b>1</b>	<b>28</b>	<b>0</b>	<b>3</b>	<b>0</b>	<b>0</b>	<b>1</b>	<b>0</b>	<b>0</b>	<b>0</b>	<b>110</b>	<b>22.6</b>	<b>42</b>	<b>8.6</b>	<b>14</b>	<b>2.9</b>	<b>54.7</b>	<b>62.3</b>
1600	451	6	422	0	21	0	0	0	1	0	1	0	0	111	24.6	44	9.8	10	2.2	55.1	62.6
1700	429	5	402	2	18	0	1	0	0	0	1	0	0	104	24.2	43	10	20	4.7	55.2	62.3
1800	419	4	401	0	13	1	0	0	0	0	0	0	0	162	38.7	67	16	24	5.7	57.8	65.2
1900	349	1	329	1	18	0	0	0	0	0	0	0	0	153	43.8	68	19.5	33	9.5	59.7	67
2000	267	2	257	0	7	1	0	0	0	0	0	0	0	130	48.7	54	20.2	26	9.7	60	66.6
2100	168	2	157	1	6	1	0	1	0	0	0	0	0	72	42.9	40	23.8	25	14.9	60.6	69.8
2200	95	0	92	0	3	0	0	0	0	0	0	0	0	40	42.1	18	18.9	5	5.3	58.9	67
2300	85	0	80	0	5	0	0	0	0	0	0	0	0	31	36.5	18	21.2	16	18.8	58.3	70.9
<b>07-19</b>	<b>5201</b>	<b>70</b>	<b>4681</b>	<b>13</b>	<b>383</b>	<b>6</b>	<b>35</b>	<b>4</b>	<b>4</b>	<b>2</b>	<b>3</b>	<b>0</b>	<b>0</b>	<b>1336</b>	<b>25.7</b>	<b>529</b>	<b>10.2</b>	<b>185</b>	<b>3.6</b>	<b>55.1</b>	<b>62.6</b>
<b>06-22</b>	<b>6071</b>	<b>75</b>	<b>5497</b>	<b>16</b>	<b>425</b>	<b>9</b>	<b>35</b>	<b>5</b>	<b>4</b>	<b>2</b>	<b>3</b>	<b>0</b>	<b>0</b>	<b>1748</b>	<b>28.8</b>	<b>734</b>	<b>12.1</b>	<b>302</b>	<b>5</b>	<b>55.9</b>	<b>63.7</b>
<b>06-00</b>	<b>6251</b>	<b>75</b>	<b>5669</b>	<b>16</b>	<b>433</b>	<b>9</b>	<b>35</b>	<b>5</b>	<b>4</b>	<b>2</b>	<b>3</b>	<b>0</b>	<b>0</b>	<b>1819</b>	<b>29.1</b>	<b>770</b>	<b>12.3</b>	<b>323</b>	<b>5.2</b>	<b>55.9</b>	<b>63.7</b>
<b>00-00</b>	<b>6347</b>	<b>78</b>	<b>5744</b>	<b>16</b>	<b>450</b>	<b>10</b>	<b>35</b>	<b>5</b>	<b>4</b>	<b>2</b>	<b>3</b>	<b>0</b>	<b>0</b>	<b>1881</b>	<b>29.6</b>	<b>816</b>	<b>12.9</b>	<b>354</b>	<b>5.6</b>	<b>56.1</b>	<b>64.1</b>



Site 7  
 Location Coast Road, south of JTC Site 8  
 Direction Southbound

6173 / Greater Dublin Drainage Project  
 April 2016  
 Automatic Traffic Count

Saturday, 16 April 2016

Time	Total	Classification												>PSL 60	>PSL% 60	>SL1 65 +5kph	>SL1% 65 +5kph	>SL2 70 +10kph	>SL2% 70 +10kph	Mean	Vpp 85
		1 MCL	2 SV	3 SVT	4 TB2	5 TB3	6 T4	7 ART3	8 ART4	9 ART5	10 ART6	11 BD	12 DRT								
0000	64	0	62	0	2	0	0	0	0	0	0	0	0	36	56.3	24	37.5	11	17.2	61.4	70.2
0100	49	0	48	0	1	0	0	0	0	0	0	0	0	23	46.9	15	30.6	7	14.3	61.1	69.8
0200	21	0	18	0	3	0	0	0	0	0	0	0	0	16	76.2	14	66.7	10	47.6	68.2	78.8
0300	13	0	12	0	1	0	0	0	0	0	0	0	0	7	53.8	5	38.5	2	15.4	59.7	66.6
0400	18	1	14	0	3	0	0	0	0	0	0	0	0	8	44.4	6	33.3	3	16.7	65	69.1
0500	14	0	11	0	2	1	0	0	0	0	0	0	0	8	57.1	7	50	5	35.7	64	75.2
0600	49	0	39	0	10	0	0	0	0	0	0	0	0	29	59.2	25	51	20	40.8	66.5	81
0700	82	4	63	0	14	0	1	0	0	0	0	0	0	54	65.9	44	53.7	37	45.1	66.7	83.9
0800	205	22	159	1	20	1	1	0	0	0	1	0	0	110	53.7	70	34.1	45	22	59.4	72
0900	336	7	306	0	21	0	2	0	0	0	0	0	0	151	44.9	71	21.1	30	8.9	58.8	67
1000	433	21	379	2	27	2	2	0	0	0	0	0	0	120	27.7	64	14.8	29	6.7	54.7	64.8
1100	481	22	436	2	17	1	3	0	0	0	0	0	0	85	17.7	29	6	12	2.5	53.1	60.8
1200	539	26	482	6	20	1	3	0	0	0	1	0	0	60	11.1	16	3	7	1.3	51.2	58.3
1300	516	17	471	3	20	0	4	0	0	0	1	0	0	75	14.5	27	5.2	7	1.4	50.4	59.4
1400	509	13	473	4	13	0	5	0	1	0	0	0	0	100	19.6	47	9.2	17	3.3	52.9	61.9
1500	464	6	446	1	10	1	0	0	0	0	0	0	0	107	23.1	45	9.7	17	3.7	55.2	62.3
1600	493	11	469	2	10	0	0	0	0	0	1	0	0	103	20.9	33	6.7	13	2.6	54.9	61.6
1700	447	5	429	2	10	0	1	0	0	0	0	0	0	169	37.8	69	15.4	23	5.1	57.4	64.8
1800	385	4	373	0	8	0	0	0	0	0	0	0	0	132	34.3	58	15.1	17	4.4	56.9	64.8
1900	319	3	307	0	8	0	1	0	0	0	0	0	0	120	37.6	62	19.4	24	7.5	58.7	67
2000	233	1	226	1	5	0	0	0	0	0	0	0	0	103	44.2	47	20.2	24	10.3	58.7	66.2
2100	145	0	137	0	8	0	0	0	0	0	0	0	0	48	33.1	28	19.3	12	8.3	57.9	66.2
2200	119	2	113	1	3	0	0	0	0	0	0	0	0	67	56.3	44	37	16	13.4	61.4	69.5
2300	95	0	88	0	7	0	0	0	0	0	0	0	0	43	45.3	27	28.4	17	17.9	60.6	72.4
07-19	4890	158	4486	23	190	6	22	0	1	0	4	0	0	1266	25.9	573	11.7	254	5.2	54.7	63.4
06-22	5636	162	5195	24	221	6	23	0	1	0	4	0	0	1566	27.8	735	13	334	5.9	55.3	64.1
06-00	5850	164	5396	25	231	6	23	0	1	0	4	0	0	1676	28.6	806	13.8	367	6.3	55.5	64.4
00-00	6029	165	5561	25	243	7	23	0	1	0	4	0	0	1774	29.4	877	14.5	405	6.7	55.7	64.4



Site 7  
 Location Coast Road, south of JTC Site 8  
 Direction Southbound

6173 / Greater Dublin Drainage Project  
 April 2016  
 Automatic Traffic Count

Sunday, 17 April 2016

Time	Total	Classification												>PSL 60	>PSL% 60	>SL1 65 +5kph	>SL1% 65 +5kph	>SL2 70 +10kph	>SL2% 70 +10kph	Mean	Vpp 85
		1 MCL	2 SV	3 SVT	4 TB2	5 TB3	6 T4	7 ART3	8 ART4	9 ART5	10 ART6	11 BD	12 DRT								
0000	73	0	68	0	5	0	0	0	0	0	0	0	0	38	52.1	20	27.4	16	21.9	61.9	72.7
0100	47	0	45	0	2	0	0	0	0	0	0	0	0	36	76.6	24	51.1	12	25.5	65.5	74.5
0200	34	0	32	0	2	0	0	0	0	0	0	0	0	25	73.5	19	55.9	14	41.2	67.1	77
0300	33	0	32	0	1	0	0	0	0	0	0	0	0	24	72.7	21	63.6	17	51.5	68.5	78.1
0400	13	0	11	0	2	0	0	0	0	0	0	0	0	13	100	10	76.9	6	46.2	72.1	76
0500	15	0	14	0	1	0	0	0	0	0	0	0	0	6	40	4	26.7	3	20	60.8	78.1
0600	38	1	33	0	4	0	0	0	0	0	0	0	0	25	65.8	19	50	13	34.2	67.4	83.5
0700	45	3	38	1	3	0	0	0	0	0	0	0	0	23	51.1	19	42.2	14	31.1	61.1	74.9
0800	118	8	103	0	6	0	0	0	0	0	0	1	0	58	49.2	35	29.7	20	16.9	59.1	70.6
0900	226	22	187	4	5	0	8	0	0	0	0	0	0	97	42.9	55	24.3	29	12.8	56.7	68.4
1000	310	32	268	0	5	1	3	0	0	0	0	1	0	102	32.9	57	18.4	30	9.7	54.8	66.2
<b>1100</b>	<b>442</b>	<b>46</b>	<b>382</b>	<b>1</b>	<b>7</b>	<b>1</b>	<b>3</b>	<b>0</b>	<b>0</b>	<b>0</b>	<b>2</b>	<b>0</b>	<b>0</b>	<b>94</b>	<b>21.3</b>	<b>41</b>	<b>9.3</b>	<b>12</b>	<b>2.7</b>	<b>51.2</b>	<b>61.2</b>
1200	552	35	500	2	10	0	2	0	0	0	0	3	0	72	13	20	3.6	8	1.4	50.7	59.4
1300	576	30	531	1	10	0	3	0	0	0	1	0	0	87	15.1	25	4.3	9	1.6	50.8	59.8
<b>1400</b>	<b>598</b>	<b>17</b>	<b>565</b>	<b>1</b>	<b>10</b>	<b>0</b>	<b>4</b>	<b>0</b>	<b>0</b>	<b>0</b>	<b>1</b>	<b>0</b>	<b>0</b>	<b>59</b>	<b>9.9</b>	<b>17</b>	<b>2.8</b>	<b>5</b>	<b>0.8</b>	<b>50.7</b>	<b>57.2</b>
1500	544	10	518	1	11	0	2	0	0	1	1	0	0	70	12.9	23	4.2	9	1.7	51.1	59
1600	510	4	496	4	5	0	1	0	0	0	0	0	0	41	8	12	2.4	3	0.6	51.2	57.2
1700	459	13	435	1	10	0	0	0	0	0	0	0	0	98	21.4	35	7.6	13	2.8	53.9	61.2
1800	362	3	353	2	4	0	0	0	0	0	0	0	0	90	24.9	35	9.7	11	3	55.4	62.6
1900	277	10	262	0	5	0	0	0	0	0	0	0	0	87	31.4	29	10.5	13	4.7	57.2	63.7
2000	235	1	230	0	3	0	1	0	0	0	0	0	0	84	35.7	38	16.2	12	5.1	58.1	65.5
2100	132	0	129	0	3	0	0	0	0	0	0	0	0	58	43.9	32	24.2	13	9.8	59.6	68
2200	74	0	72	0	2	0	0	0	0	0	0	0	0	44	59.5	27	36.5	19	25.7	63.2	72.7
2300	55	1	53	0	1	0	0	0	0	0	0	0	0	26	47.3	16	29.1	5	9.1	61	68.4
<b>07-19</b>	<b>4742</b>	<b>223</b>	<b>4376</b>	<b>18</b>	<b>86</b>	<b>2</b>	<b>26</b>	<b>0</b>	<b>0</b>	<b>1</b>	<b>5</b>	<b>5</b>	<b>0</b>	<b>891</b>	<b>18.8</b>	<b>374</b>	<b>7.9</b>	<b>163</b>	<b>3.4</b>	<b>52.4</b>	<b>61.2</b>
<b>06-22</b>	<b>5424</b>	<b>235</b>	<b>5030</b>	<b>18</b>	<b>101</b>	<b>2</b>	<b>27</b>	<b>0</b>	<b>0</b>	<b>1</b>	<b>5</b>	<b>5</b>	<b>0</b>	<b>1145</b>	<b>21.1</b>	<b>492</b>	<b>9.1</b>	<b>214</b>	<b>3.9</b>	<b>53.2</b>	<b>61.9</b>
<b>06-00</b>	<b>5553</b>	<b>236</b>	<b>5155</b>	<b>18</b>	<b>104</b>	<b>2</b>	<b>27</b>	<b>0</b>	<b>0</b>	<b>1</b>	<b>5</b>	<b>5</b>	<b>0</b>	<b>1215</b>	<b>21.9</b>	<b>535</b>	<b>9.6</b>	<b>238</b>	<b>4.3</b>	<b>53.4</b>	<b>61.9</b>
<b>00-00</b>	<b>5768</b>	<b>236</b>	<b>5357</b>	<b>18</b>	<b>117</b>	<b>2</b>	<b>27</b>	<b>0</b>	<b>0</b>	<b>1</b>	<b>5</b>	<b>5</b>	<b>0</b>	<b>1357</b>	<b>23.5</b>	<b>633</b>	<b>11</b>	<b>306</b>	<b>5.3</b>	<b>53.8</b>	<b>62.6</b>



Site 7  
 Location Coast Road, south of JTC Site 8  
 Direction Southbound

6173 / Greater Dublin Drainage Project  
 April 2016  
 Automatic Traffic Count

Monday, 18 April 2016

Time	Total	Classification												>PSL 60	>PSL% 60	>SL1 65 +5kph	>SL1% 65 +5kph	>SL2 70 +10kph	>SL2% 70 +10kph	Mean	Vpp 85
		1 MCL	2 SV	3 SVT	4 TB2	5 TB3	6 T4	7 ART3	8 ART4	9 ART5	10 ART6	11 BD	12 DRT								
0000	23	0	21	0	2	0	0	0	0	0	0	0	0	20	87	13	56.5	12	52.2	70.4	82.8
0100	8	0	6	0	2	0	0	0	0	0	0	0	0	6	75	4	50	1	12.5	63.8	-
0200	3	0	3	0	0	0	0	0	0	0	0	0	0	3	100	3	100	1	33.3	71.9	-
0300	6	0	5	0	1	0	0	0	0	0	0	0	0	5	83.3	4	66.7	3	50	71.2	-
0400	8	2	5	0	1	0	0	0	0	0	0	0	0	6	75	5	62.5	5	62.5	73.9	-
0500	31	0	27	0	3	1	0	0	0	0	0	0	0	23	74.2	21	67.7	16	51.6	71.1	83.5
0600	107	2	93	0	12	0	0	0	0	0	0	0	0	74	69.2	65	60.7	44	41.1	66.9	78.5
0700	341	9	281	2	42	1	6	0	0	0	0	0	0	161	47.2	95	27.9	47	13.8	59.5	69.1
<b>0800</b>	<b>636</b>	<b>10</b>	<b>573</b>	<b>0</b>	<b>47</b>	<b>1</b>	<b>1</b>	<b>2</b>	<b>2</b>	<b>0</b>	<b>0</b>	<b>0</b>	<b>0</b>	<b>107</b>	<b>16.8</b>	<b>23</b>	<b>3.6</b>	<b>11</b>	<b>1.7</b>	<b>53.1</b>	<b>60.5</b>
0900	414	1	358	1	45	0	6	0	0	1	2	0	0	92	22.2	30	7.2	12	2.9	54.3	61.6
1000	279	4	244	1	23	1	3	0	1	1	1	0	0	107	38.4	45	16.1	19	6.8	57.5	65.2
1100	325	2	286	1	25	3	5	0	1	0	2	0	0	97	29.8	39	12	17	5.2	56.5	63.4
1200	371	5	329	1	32	0	3	0	1	0	0	0	0	90	24.3	37	10	16	4.3	55.6	62.6
1300	390	2	352	0	29	0	6	0	0	1	0	0	0	114	29.2	42	10.8	17	4.4	55.8	63.4
1400	421	7	378	0	30	1	4	0	0	0	1	0	0	80	19	37	8.8	12	2.9	54.4	60.8
1500	428	7	380	3	34	2	2	0	0	0	0	0	0	101	23.6	28	6.5	8	1.9	54.6	61.2
1600	348	6	313	0	25	1	2	0	1	0	0	0	0	72	20.7	22	6.3	11	3.2	54.6	61.6
<b>1700</b>	<b>481</b>	<b>7</b>	<b>463</b>	<b>0</b>	<b>11</b>	<b>0</b>	<b>0</b>	<b>0</b>	<b>0</b>	<b>0</b>	<b>0</b>	<b>0</b>	<b>0</b>	<b>125</b>	<b>26</b>	<b>51</b>	<b>10.6</b>	<b>13</b>	<b>2.7</b>	<b>55.6</b>	<b>63.4</b>
1800	426	5	409	0	11	0	0	0	0	0	1	0	0	139	32.6	47	11	16	3.8	56.8	63.4
1900	307	10	282	2	11	1	1	0	0	0	0	0	0	134	43.6	60	19.5	32	10.4	58.2	67.3
2000	251	1	242	2	5	0	1	0	0	0	0	0	0	114	45.4	47	18.7	18	7.2	59.3	65.9
2100	163	3	151	1	8	0	0	0	0	0	0	0	0	59	36.2	29	17.8	14	8.6	58.3	65.9
2200	101	0	96	0	4	1	0	0	0	0	0	0	0	55	54.5	32	31.7	15	14.9	61.5	69.5
2300	49	0	44	0	4	0	0	0	1	0	0	0	0	26	53.1	15	30.6	9	18.4	60.5	71.3
<b>07-19</b>	<b>4860</b>	<b>65</b>	<b>4366</b>	<b>9</b>	<b>354</b>	<b>10</b>	<b>38</b>	<b>2</b>	<b>6</b>	<b>3</b>	<b>7</b>	<b>0</b>	<b>0</b>	<b>1285</b>	<b>26.4</b>	<b>496</b>	<b>10.2</b>	<b>199</b>	<b>4.1</b>	<b>55.5</b>	<b>63</b>
<b>06-22</b>	<b>5688</b>	<b>81</b>	<b>5134</b>	<b>14</b>	<b>390</b>	<b>11</b>	<b>40</b>	<b>2</b>	<b>6</b>	<b>3</b>	<b>7</b>	<b>0</b>	<b>0</b>	<b>1666</b>	<b>29.3</b>	<b>697</b>	<b>12.3</b>	<b>307</b>	<b>5.4</b>	<b>56.1</b>	<b>63.7</b>
<b>06-00</b>	<b>5838</b>	<b>81</b>	<b>5274</b>	<b>14</b>	<b>398</b>	<b>12</b>	<b>40</b>	<b>2</b>	<b>7</b>	<b>3</b>	<b>7</b>	<b>0</b>	<b>0</b>	<b>1747</b>	<b>29.9</b>	<b>744</b>	<b>12.7</b>	<b>331</b>	<b>5.7</b>	<b>56.2</b>	<b>63.7</b>
<b>00-00</b>	<b>5917</b>	<b>83</b>	<b>5341</b>	<b>14</b>	<b>407</b>	<b>13</b>	<b>40</b>	<b>2</b>	<b>7</b>	<b>3</b>	<b>7</b>	<b>0</b>	<b>0</b>	<b>1810</b>	<b>30.6</b>	<b>794</b>	<b>13.4</b>	<b>369</b>	<b>6.2</b>	<b>56.4</b>	<b>64.1</b>



Site 7  
 Location Coast Road, south of JTC Site 8  
 Direction Southbound

6173 / Greater Dublin Drainage Project  
 April 2016  
 Automatic Traffic Count

Virtual Day (7)

Time	Total	Classification												>PSL 60	>PSL% 60	>SL1 65 +5kph	>SL1% 65 +5kph	>SL2 70 +10kph	>SL2% 70 +10kph	Mean	Vpp 85
		1 MCL	2 SV	3 SVT	4 TB2	5 TB3	6 T4	7 ART3	8 ART4	9 ART5	10 ART6	11 BD	12 DRT								
0000	36	0	33	0	3	0	0	0	0	0	0	0	0	22	61.6	14	39.6	8	23.2	63.3	72.7
0100	21	0	20	0	1	0	0	0	0	0	0	0	0	13	59.3	9	42	5	22.7	62.7	74.5
0200	12	0	10	0	2	0	0	0	0	0	0	0	0	8	68.7	7	55.4	4	37.3	65.9	78.1
0300	10	0	10	0	1	0	0	0	0	0	0	0	0	7	66.7	6	55.6	4	40.3	66.7	78.8
0400	10	1	7	0	2	0	0	0	0	0	0	0	0	7	68.5	6	56.2	5	45.2	69.9	88.9
0500	23	0	18	0	4	0	0	0	0	0	0	0	0	14	60.6	11	48.8	9	37.5	66	82.4
0600	90	1	79	0	9	0	0	0	0	0	0	0	0	63	70.1	49	55.1	34	37.6	66.4	78.5
0700	283	8	235	1	34	0	4	0	0	0	0	0	0	121	42.8	72	25.3	36	12.8	58.7	68.8
<b>0800</b>	<b>517</b>	<b>11</b>	<b>461</b>	<b>2</b>	<b>36</b>	<b>1</b>	<b>3</b>	<b>1</b>	<b>1</b>	<b>0</b>	<b>0</b>	<b>0</b>	<b>0</b>	<b>91</b>	<b>17.7</b>	<b>33</b>	<b>6.4</b>	<b>15</b>	<b>3</b>	<b>53</b>	<b>60.8</b>
0900	385	7	333	2	36	0	5	0	0	0	1	0	0	101	26.3	43	11.1	17	4.5	54.6	63
1000	326	12	280	1	27	1	4	0	0	0	0	0	0	100	30.7	46	14	20	6.2	55.3	64.4
1100	371	14	325	2	24	1	5	0	0	0	1	0	0	101	27.2	41	11	15	4	54.5	63.4
1200	415	13	368	2	26	0	4	0	0	0	0	0	0	84	20.2	32	7.7	11	2.7	53.4	61.9
1300	455	10	415	1	24	0	4	0	0	0	1	0	0	92	20.2	31	6.9	11	2.4	53.5	61.2
<b>1400</b>	<b>475</b>	<b>8</b>	<b>433</b>	<b>1</b>	<b>27</b>	<b>0</b>	<b>5</b>	<b>0</b>	<b>0</b>	<b>0</b>	<b>0</b>	<b>0</b>	<b>0</b>	<b>85</b>	<b>18</b>	<b>35</b>	<b>7.5</b>	<b>10</b>	<b>2.1</b>	<b>53.5</b>	<b>60.8</b>
1500	452	7	414	2	23	1	4	0	0	0	0	0	0	95	21	34	7.6	12	2.7	54	61.6
1600	442	7	411	1	19	0	2	0	0	0	0	0	0	84	18.9	29	6.6	11	2.4	53.8	60.8
1700	461	10	435	1	13	0	1	0	0	0	0	0	0	122	26.5	51	11	18	4	55.3	63.4
1800	431	6	413	0	12	0	0	0	0	0	0	0	0	135	31.4	56	13.1	18	4.2	56.5	64.1
1900	340	9	317	1	12	0	1	0	0	0	0	0	0	120	35.3	55	16.3	25	7.4	57.6	65.5
2000	262	4	251	1	6	0	0	0	0	0	0	0	0	105	40	46	17.6	20	7.5	58.4	65.9
2100	160	1	152	0	6	0	0	0	0	0	0	0	0	65	40.6	35	22.1	19	11.6	59.3	68
2200	97	0	93	0	3	0	0	0	0	0	0	0	0	50	51.6	29	29.6	13	13.4	61.2	69.5
2300	64	0	60	0	4	0	0	0	0	0	0	0	0	32	49.9	21	32.2	13	19.7	61.6	72.7
<b>07-19</b>	<b>5013</b>	<b>112</b>	<b>4522</b>	<b>18</b>	<b>302</b>	<b>6</b>	<b>40</b>	<b>2</b>	<b>3</b>	<b>2</b>	<b>5</b>	<b>1</b>	<b>0</b>	<b>1212</b>	<b>24.2</b>	<b>503</b>	<b>10</b>	<b>195</b>	<b>3.9</b>	<b>54.5</b>	<b>62.6</b>
<b>06-22</b>	<b>5865</b>	<b>127</b>	<b>5320</b>	<b>20</b>	<b>335</b>	<b>7</b>	<b>41</b>	<b>2</b>	<b>3</b>	<b>2</b>	<b>5</b>	<b>1</b>	<b>0</b>	<b>1564</b>	<b>26.7</b>	<b>689</b>	<b>11.8</b>	<b>292</b>	<b>5</b>	<b>55.2</b>	<b>63.4</b>
<b>06-00</b>	<b>6026</b>	<b>128</b>	<b>5474</b>	<b>21</b>	<b>343</b>	<b>7</b>	<b>41</b>	<b>2</b>	<b>4</b>	<b>2</b>	<b>5</b>	<b>1</b>	<b>0</b>	<b>1646</b>	<b>27.3</b>	<b>739</b>	<b>12.3</b>	<b>318</b>	<b>5.3</b>	<b>55.3</b>	<b>63.7</b>
<b>00-00</b>	<b>6139</b>	<b>130</b>	<b>5571</b>	<b>21</b>	<b>356</b>	<b>8</b>	<b>41</b>	<b>2</b>	<b>4</b>	<b>2</b>	<b>5</b>	<b>1</b>	<b>0</b>	<b>1717</b>	<b>28</b>	<b>791</b>	<b>12.9</b>	<b>353</b>	<b>5.7</b>	<b>55.5</b>	<b>64.1</b>



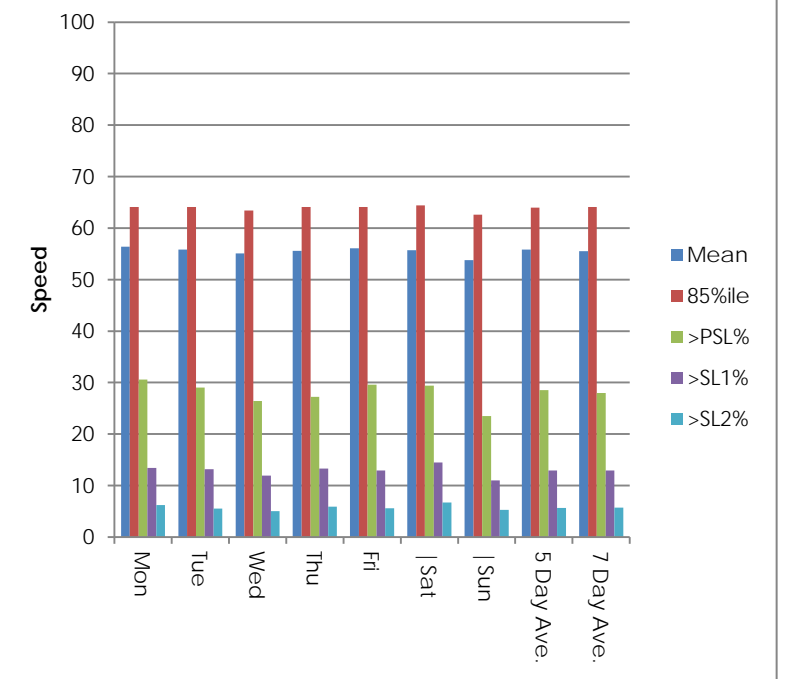
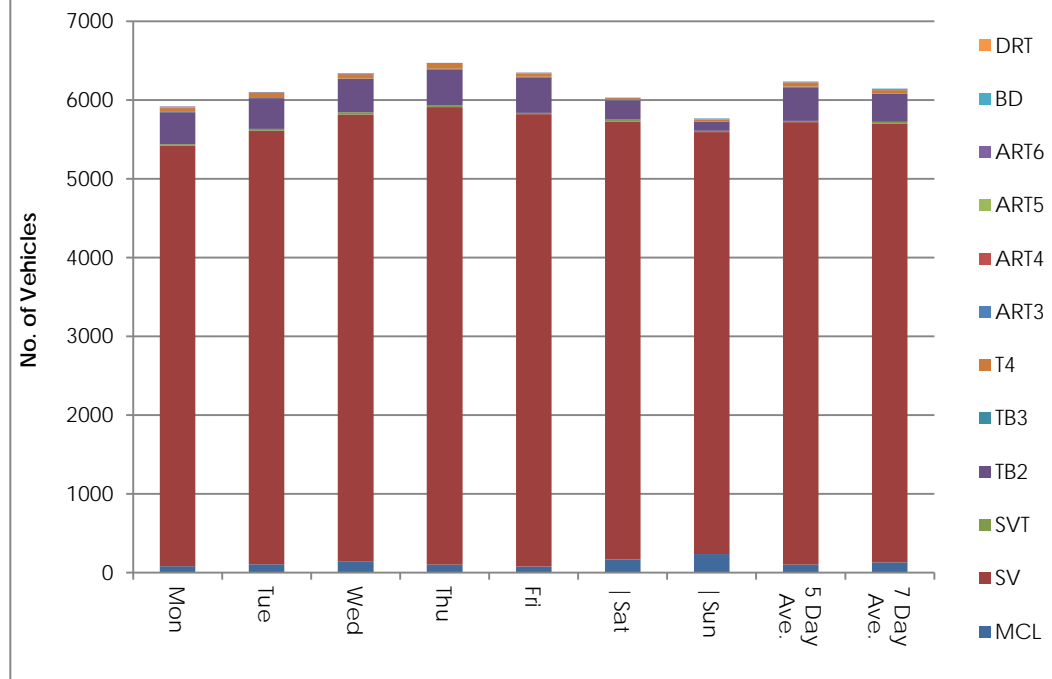
Site 7  
 Location Coast Road, south of JTC Site 8  
 Direction Southbound

6173 / Greater Dublin Drainage Project  
 April 2016  
 Automatic Traffic Count

Virtual Week (1)

Time	Total	Classification												>PSL 60	>PSL% 60	>SL1 65 +5kph	>SL1% 65 +5kph	>SL2 70 +10kph	>SL2% 70 +10kph	Mean	Vpp 85
		1 MCL	2 SV	3 SVT	4 TB2	5 TB3	6 T4	7 ART3	8 ART4	9 ART5	10 ART6	11 BD	12 DRT								
Mon	5917	83	5341	14	407	13	40	2	7	3	7	0	0	1810	30.6	794	13.4	369	6.2	56.4	64.1
Tue	6101	105	5506	24	388	12	53	3	3	2	5	0	0	1767	29	804	13.2	334	5.5	55.8	64.1
Wed	6339	138	5678	28	425	4	51	2	5	0	6	1	1	1674	26.4	752	11.9	318	5	55.1	63.4
Thu	6470	102	5810	19	459	7	61	1	6	3	2	0	0	1757	27.2	863	13.3	383	5.9	55.6	64.1
Fri	6347	78	5744	16	450	10	35	5	4	2	3	0	0	1881	29.6	816	12.9	354	5.6	56.1	64.1
Sat	6029	165	5561	25	243	7	23	0	1	0	4	0	0	1774	29.4	877	14.5	405	6.7	55.7	64.4
Sun	5768	236	5357	18	117	2	27	0	0	1	5	5	0	1357	23.5	633	11	306	5.3	53.8	62.6
<b>5 Day Ave.</b>	<b>6235</b>	<b>101</b>	<b>5616</b>	<b>20</b>	<b>426</b>	<b>9</b>	<b>48</b>	<b>3</b>	<b>5</b>	<b>2</b>	<b>5</b>	<b>0</b>	<b>0</b>	<b>1778</b>	<b>28.5</b>	<b>806</b>	<b>12.9</b>	<b>352</b>	<b>5.6</b>	<b>55.8</b>	<b>64.0</b>
<b>7 Day Ave.</b>	<b>6139</b>	<b>130</b>	<b>5571</b>	<b>21</b>	<b>356</b>	<b>8</b>	<b>41</b>	<b>2</b>	<b>4</b>	<b>2</b>	<b>5</b>	<b>1</b>	<b>0</b>	<b>1717</b>	<b>28.0</b>	<b>791</b>	<b>12.9</b>	<b>353</b>	<b>5.7</b>	<b>55.5</b>	<b>64.1</b>
--	42971	907	38997	144	2489	55	290	13	26	11	32	6	1	12020	28.0	5539	12.9	2469	5.7	55.5	64.1

Summary Graphs





Site 7  
 Location Coast Road, south of JTC Site 8  
 Direction Southbound

6173 / Greater Dublin Drainage Project  
 April 2016  
 Automatic Traffic Count

Tuesday, 12 April 2016

Time	Total	Speed Bins (km/h)																											
		0 - 5	5 - 10	10 - 15	15 - 20	20 - 25	25 - 30	30 - 35	35 - 40	40 - 45	45 - 50	50 - 55	55 - 60	60 - 65	65 - 70	70 - 75	75 - 80	80 - 85	85 - 90	90 - 95	95 - 100	100 - 105	105 - 110	110 - 115	115 - 120	120 - 125	125 - 130	130 - 135	135 - 140
0000	11	0	0	0	0	0	0	0	0	0	0	4	1	4	2	0	0	0	0	0	0	0	0	0	0	0	0	0	0
0100	10	0	0	0	0	0	0	0	1	2	0	1	1	2	2	0	1	0	0	0	0	0	0	0	0	0	0	0	0
0200	5	0	0	0	0	0	0	0	0	0	0	1	0	1	1	1	0	1	0	0	0	0	0	0	0	0	0	0	0
0300	2	0	0	0	0	0	0	0	0	0	0	0	1	0	0	0	0	0	1	0	0	0	0	0	0	0	0	0	0
0400	6	0	0	0	0	0	0	0	0	1	0	0	0	0	1	1	3	0	0	0	0	0	0	0	0	0	0	0	0
0500	24	0	0	0	0	0	0	1	0	4	0	4	2	2	3	3	1	1	2	1	0	0	0	0	0	0	0	0	0
0600	118	0	0	0	0	1	1	0	1	2	2	11	20	20	22	22	7	4	2	1	1	0	0	0	1	0	0	0	0
0700	380	0	0	0	0	1	3	9	8	12	29	60	84	78	54	22	11	6	1	1	1	0	0	0	0	0	0	0	0
<b>0800</b>	<b>598</b>	<b>0</b>	<b>0</b>	<b>0</b>	<b>0</b>	<b>3</b>	<b>4</b>	<b>10</b>	<b>23</b>	<b>59</b>	<b>116</b>	<b>151</b>	<b>154</b>	<b>61</b>	<b>12</b>	<b>4</b>	<b>1</b>	<b>0</b>	<b>0</b>	<b>0</b>	<b>0</b>	<b>0</b>	<b>0</b>	<b>0</b>	<b>0</b>	<b>0</b>	<b>0</b>	<b>0</b>	<b>0</b>
0900	443	0	0	0	0	0	6	3	13	36	77	110	103	53	29	9	2	2	0	0	0	0	0	0	0	0	0	0	0
1000	323	0	0	0	1	2	1	4	6	12	43	70	91	52	23	8	6	4	0	0	0	0	0	0	0	0	0	0	0
1100	338	0	0	0	0	2	1	2	5	21	39	75	90	63	28	10	2	0	0	0	0	0	0	0	0	0	0	0	0
1200	326	0	0	0	0	2	1	6	5	22	45	84	83	42	28	6	1	1	0	0	0	0	0	0	0	0	0	0	0
1300	401	0	0	0	0	2	2	3	9	15	59	113	116	55	15	8	3	0	1	0	0	0	0	0	0	0	0	0	0
1400	437	0	0	0	0	2	1	2	6	15	35	102	127	92	40	12	1	1	1	0	0	0	0	0	0	0	0	0	0
1500	389	0	0	0	1	0	0	3	3	25	50	94	97	70	29	10	5	2	0	0	0	0	0	0	0	0	0	0	0
1600	429	0	0	0	0	3	11	2	8	32	73	102	111	61	15	9	1	1	0	0	0	0	0	0	0	0	0	0	0
1700	434	0	0	1	3	3	5	3	8	16	66	127	90	61	31	15	2	1	2	0	0	0	0	0	0	0	0	0	0
<b>1800</b>	<b>454</b>	<b>0</b>	<b>0</b>	<b>1</b>	<b>0</b>	<b>3</b>	<b>2</b>	<b>8</b>	<b>9</b>	<b>14</b>	<b>49</b>	<b>122</b>	<b>133</b>	<b>61</b>	<b>40</b>	<b>5</b>	<b>3</b>	<b>2</b>	<b>1</b>	<b>1</b>	<b>0</b>	<b>0</b>	<b>0</b>	<b>0</b>	<b>0</b>	<b>0</b>	<b>0</b>	<b>0</b>	<b>0</b>
1900	375	0	0	0	0	1	4	4	2	5	54	77	95	63	40	17	8	0	3	1	0	1	0	0	0	0	0	0	0
2000	283	0	0	0	0	1	2	4	6	7	33	46	77	59	28	9	7	2	0	2	0	0	0	0	0	0	0	0	0
2100	182	0	0	0	0	0	0	0	0	3	19	39	52	36	12	12	5	3	1	0	0	0	0	0	0	0	0	0	0
2200	83	0	0	0	0	0	0	0	1	1	3	12	32	15	8	3	5	0	2	0	0	1	0	0	0	0	0	0	0
2300	50	0	0	0	0	0	0	0	0	0	0	6	12	12	8	6	2	3	0	0	1	0	0	0	0	0	0	0	0
<b>07-19</b>	<b>4952</b>	<b>0</b>	<b>0</b>	<b>2</b>	<b>5</b>	<b>23</b>	<b>37</b>	<b>55</b>	<b>103</b>	<b>279</b>	<b>681</b>	<b>1210</b>	<b>1279</b>	<b>749</b>	<b>344</b>	<b>118</b>	<b>38</b>	<b>20</b>	<b>6</b>	<b>2</b>	<b>1</b>	<b>0</b>	<b>0</b>	<b>0</b>	<b>0</b>	<b>0</b>	<b>0</b>	<b>0</b>	<b>0</b>
<b>06-22</b>	<b>5910</b>	<b>0</b>	<b>0</b>	<b>2</b>	<b>5</b>	<b>26</b>	<b>44</b>	<b>63</b>	<b>112</b>	<b>296</b>	<b>789</b>	<b>1383</b>	<b>1523</b>	<b>927</b>	<b>446</b>	<b>178</b>	<b>65</b>	<b>29</b>	<b>12</b>	<b>6</b>	<b>2</b>	<b>1</b>	<b>0</b>	<b>0</b>	<b>1</b>	<b>0</b>	<b>0</b>	<b>0</b>	<b>0</b>
<b>06-00</b>	<b>6043</b>	<b>0</b>	<b>0</b>	<b>2</b>	<b>5</b>	<b>26</b>	<b>44</b>	<b>63</b>	<b>113</b>	<b>297</b>	<b>792</b>	<b>1401</b>	<b>1567</b>	<b>954</b>	<b>462</b>	<b>187</b>	<b>72</b>	<b>32</b>	<b>14</b>	<b>6</b>	<b>3</b>	<b>2</b>	<b>0</b>	<b>0</b>	<b>1</b>	<b>0</b>	<b>0</b>	<b>0</b>	<b>0</b>
<b>00-00</b>	<b>6101</b>	<b>0</b>	<b>0</b>	<b>2</b>	<b>5</b>	<b>26</b>	<b>44</b>	<b>64</b>	<b>114</b>	<b>304</b>	<b>792</b>	<b>1411</b>	<b>1572</b>	<b>963</b>	<b>470</b>	<b>192</b>	<b>75</b>	<b>37</b>	<b>17</b>	<b>7</b>	<b>3</b>	<b>2</b>	<b>0</b>	<b>0</b>	<b>1</b>	<b>0</b>	<b>0</b>	<b>0</b>	<b>0</b>



Site 7  
 Location Coast Road, south of JTC Site 8  
 Direction Southbound

6173 / Greater Dublin Drainage Project  
 April 2016  
 Automatic Traffic Count

Wednesday, 13 April 2016

Time	Total	Speed Bins (km/h)																												
		0 - 5	5 - 10	10 - 15	15 - 20	20 - 25	25 - 30	30 - 35	35 - 40	40 - 45	45 - 50	50 - 55	55 - 60	60 - 65	65 - 70	70 - 75	75 - 80	80 - 85	85 - 90	90 - 95	95 - 100	100 - 105	105 - 110	110 - 115	115 - 120	120 - 125	125 - 130	130 - 135	135 - 140	
0000	22	0	0	0	0	0	0	0	0	0	1	5	1	5	7	1	0	1	1	0	0	0	0	0	0	0	0	0	0	
0100	11	0	0	0	0	0	0	0	0	1	2	0	2	1	2	2	1	0	0	0	0	0	0	0	0	0	0	0	0	
0200	4	0	0	0	0	0	0	0	0	1	1	1	0	1	0	0	0	0	0	0	0	0	0	0	0	0	0	0	0	
0300	7	0	0	0	0	0	0	0	0	1	0	1	1	1	1	0	0	1	1	0	0	0	0	0	0	0	0	0	0	
0400	9	0	0	0	0	0	0	0	1	0	0	2	2	0	0	1	1	0	0	1	1	0	0	0	0	0	0	0	0	
0500	21	0	0	0	0	0	0	0	0	1	0	2	3	3	3	2	2	1	0	1	2	1	0	0	0	0	0	0	0	
0600	117	0	0	0	0	0	2	0	1	2	3	8	11	22	27	19	12	4	3	1	1	1	0	0	0	0	0	0	0	
0700	375	0	0	0	1	3	3	5	5	12	34	67	92	70	50	13	9	7	1	2	1	0	0	0	0	0	0	0	0	
<b>0800</b>	<b>714</b>	<b>0</b>	<b>0</b>	<b>1</b>	<b>0</b>	<b>3</b>	<b>7</b>	<b>20</b>	<b>28</b>	<b>69</b>	<b>166</b>	<b>191</b>	<b>135</b>	<b>64</b>	<b>20</b>	<b>7</b>	<b>2</b>	<b>1</b>	<b>0</b>	<b>0</b>	<b>0</b>	<b>0</b>	<b>0</b>	<b>0</b>	<b>0</b>	<b>0</b>	<b>0</b>	<b>0</b>	<b>0</b>	
0900	418	1	0	0	0	1	6	8	20	27	72	101	89	62	19	8	1	1	2	0	0	0	0	0	0	0	0	0	0	
1000	302	0	0	0	0	1	5	10	8	17	29	74	73	50	22	6	1	4	1	1	0	0	0	0	0	0	0	0	0	
1100	304	0	0	0	0	5	4	4	6	12	37	64	61	68	24	14	3	1	1	0	0	0	0	0	0	0	0	0	0	
1200	389	0	0	0	1	5	1	3	9	15	67	104	106	45	21	5	6	1	0	0	0	0	0	0	0	0	0	0	0	
1300	451	0	0	0	0	0	2	5	7	43	74	127	111	55	21	3	2	0	0	1	0	0	0	0	0	0	0	0	0	
1400	452	0	0	0	0	3	1	2	6	26	86	149	116	28	25	7	1	1	0	1	0	0	0	0	0	0	0	0	0	
1500	390	0	0	0	0	3	6	11	8	34	58	121	87	46	10	5	0	0	0	0	0	0	1	0	0	0	0	0	0	
1600	420	0	0	1	0	3	4	4	10	28	69	122	97	48	22	7	5	0	0	0	0	0	0	0	0	0	0	0	0	
<b>1700</b>	<b>510</b>	<b>0</b>	<b>0</b>	<b>2</b>	<b>0</b>	<b>1</b>	<b>11</b>	<b>12</b>	<b>10</b>	<b>30</b>	<b>66</b>	<b>122</b>	<b>140</b>	<b>77</b>	<b>24</b>	<b>10</b>	<b>1</b>	<b>1</b>	<b>3</b>	<b>0</b>	<b>0</b>	<b>0</b>	<b>0</b>	<b>0</b>	<b>0</b>	<b>0</b>	<b>0</b>	<b>0</b>	<b>0</b>	<b>0</b>
1800	497	0	0	0	0	1	1	5	3	22	69	117	134	90	35	8	8	2	1	1	0	0	0	0	0	0	0	0	0	
1900	361	0	0	0	0	4	5	0	2	9	32	78	113	67	35	11	3	1	0	1	0	0	0	0	0	0	0	0	0	
2000	263	0	1	0	0	0	3	0	1	7	30	50	75	50	23	13	8	2	0	0	0	0	0	0	0	0	0	0	0	
2100	162	0	0	0	0	0	0	1	3	2	17	27	39	37	14	12	4	5	0	1	0	0	0	0	0	0	0	0	0	
2200	97	0	0	0	0	0	0	0	0	2	4	11	19	25	23	8	3	1	0	0	1	0	0	0	0	0	0	0	0	
2300	43	0	0	0	0	0	0	0	0	1	7	3	5	7	6	5	3	2	2	0	1	0	0	1	0	0	0	0	0	
<b>07-19</b>	<b>5222</b>	<b>1</b>	<b>0</b>	<b>4</b>	<b>2</b>	<b>29</b>	<b>51</b>	<b>89</b>	<b>120</b>	<b>335</b>	<b>827</b>	<b>1359</b>	<b>1241</b>	<b>703</b>	<b>293</b>	<b>93</b>	<b>39</b>	<b>19</b>	<b>9</b>	<b>6</b>	<b>1</b>	<b>0</b>	<b>1</b>	<b>0</b>	<b>0</b>	<b>0</b>	<b>0</b>	<b>0</b>	<b>0</b>	<b>0</b>
<b>06-22</b>	<b>6125</b>	<b>1</b>	<b>1</b>	<b>4</b>	<b>2</b>	<b>33</b>	<b>61</b>	<b>90</b>	<b>127</b>	<b>355</b>	<b>909</b>	<b>1522</b>	<b>1479</b>	<b>879</b>	<b>392</b>	<b>148</b>	<b>66</b>	<b>31</b>	<b>12</b>	<b>9</b>	<b>2</b>	<b>1</b>	<b>1</b>	<b>0</b>	<b>0</b>	<b>0</b>	<b>0</b>	<b>0</b>	<b>0</b>	<b>0</b>
<b>06-00</b>	<b>6265</b>	<b>1</b>	<b>1</b>	<b>4</b>	<b>2</b>	<b>33</b>	<b>61</b>	<b>90</b>	<b>127</b>	<b>358</b>	<b>920</b>	<b>1536</b>	<b>1503</b>	<b>911</b>	<b>421</b>	<b>161</b>	<b>72</b>	<b>34</b>	<b>14</b>	<b>9</b>	<b>4</b>	<b>1</b>	<b>1</b>	<b>1</b>	<b>0</b>	<b>0</b>	<b>0</b>	<b>0</b>	<b>0</b>	<b>0</b>
<b>00-00</b>	<b>6339</b>	<b>1</b>	<b>1</b>	<b>4</b>	<b>2</b>	<b>33</b>	<b>61</b>	<b>90</b>	<b>128</b>	<b>362</b>	<b>924</b>	<b>1547</b>	<b>1512</b>	<b>922</b>	<b>434</b>	<b>167</b>	<b>76</b>	<b>37</b>	<b>16</b>	<b>11</b>	<b>7</b>	<b>2</b>	<b>1</b>	<b>1</b>	<b>0</b>	<b>0</b>	<b>0</b>	<b>0</b>	<b>0</b>	<b>0</b>



Site 7  
 Location Coast Road, south of JTC Site 8  
 Direction Southbound

6173 / Greater Dublin Drainage Project  
 April 2016  
 Automatic Traffic Count

Thursday, 14 April 2016

Time	Total	Speed Bins (km/h)																										
		0 - 5	5 - 10	10 - 15	15 - 20	20 - 25	25 - 30	30 - 35	35 - 40	40 - 45	45 - 50	50 - 55	55 - 60	60 - 65	65 - 70	70 - 75	75 - 80	80 - 85	85 - 90	90 - 95	95 - 100	100 - 105	105 - 110	110 - 115	115 - 120	120 - 125	125 - 130	130 - 135
0000	27	0	0	0	0	0	0	0	0	2	2	1	5	3	4	5	2	0	2	0	1	0	0	0	0	0	0	0
0100	14	0	0	0	0	0	0	0	0	2	0	3	1	1	1	3	2	1	0	0	0	0	0	0	0	0	0	0
0200	7	0	0	0	0	0	0	1	1	0	0	1	2	0	0	0	0	1	0	0	1	0	0	0	0	0	0	
0300	4	0	0	0	0	0	0	0	0	0	0	0	0	1	1	0	2	0	0	0	0	0	0	0	0	0	0	
0400	10	0	0	0	0	0	0	0	0	0	1	0	1	1	1	1	2	1	0	1	1	0	0	0	0	0	0	
0500	25	0	0	0	0	0	0	0	0	1	5	2	5	2	4	2	1	1	1	0	0	1	0	0	0	0	0	
0600	113	0	0	0	0	1	1	0	1	2	3	7	13	19	19	19	18	4	5	1	0	0	0	0	0	0	0	
0700	398	0	0	0	0	0	3	7	7	18	50	82	90	58	42	21	12	6	2	0	0	0	0	0	0	0	0	
<b>0800</b>	<b>694</b>	<b>0</b>	<b>0</b>	<b>0</b>	<b>0</b>	<b>1</b>	<b>6</b>	<b>11</b>	<b>13</b>	<b>68</b>	<b>177</b>	<b>194</b>	<b>156</b>	<b>47</b>	<b>15</b>	<b>6</b>	<b>0</b>	<b>0</b>	<b>0</b>	<b>0</b>	<b>0</b>	<b>0</b>	<b>0</b>	<b>0</b>	<b>0</b>	<b>0</b>	<b>0</b>	
0900	431	0	0	0	0	1	0	11	24	25	70	117	91	49	25	13	3	2	0	0	0	0	0	0	0	0	0	
1000	318	0	0	0	0	2	4	11	7	23	39	72	69	55	19	12	4	1	0	0	0	0	0	0	0	0	0	
1100	329	0	0	1	0	0	1	10	7	21	46	55	85	58	28	10	4	3	0	0	0	0	0	0	0	0	0	
1200	361	0	0	0	3	3	5	9	1	22	48	74	85	64	35	10	1	1	0	0	0	0	0	0	0	0	0	
1300	382	0	0	0	0	2	2	3	1	12	57	92	118	57	22	10	5	1	0	0	0	0	0	0	0	0	0	
1400	466	0	0	0	0	0	4	2	7	30	107	124	116	47	24	4	1	0	0	0	0	0	0	0	0	0	0	
1500	459	0	0	0	1	2	3	2	8	26	88	122	109	59	25	10	4	0	0	0	0	0	0	0	0	0	0	
1600	446	0	0	0	0	1	0	3	15	31	83	118	106	55	20	8	6	0	0	0	0	0	0	0	0	0	0	
1700	466	0	0	0	0	3	0	0	5	17	67	132	111	65	42	14	4	3	1	2	0	0	0	0	0	0	0	
<b>1800</b>	<b>474</b>	<b>0</b>	<b>0</b>	<b>0</b>	<b>0</b>	<b>0</b>	<b>3</b>	<b>8</b>	<b>3</b>	<b>17</b>	<b>53</b>	<b>99</b>	<b>124</b>	<b>87</b>	<b>54</b>	<b>19</b>	<b>4</b>	<b>2</b>	<b>1</b>	<b>0</b>	<b>0</b>	<b>0</b>	<b>0</b>	<b>0</b>	<b>0</b>	<b>0</b>	<b>0</b>	
1900	391	0	0	0	0	0	4	3	9	15	65	100	101	47	19	13	11	0	1	2	1	0	0	0	0	0	0	
2000	305	0	0	1	0	0	0	2	1	2	33	69	97	57	28	8	0	2	4	1	0	0	0	0	0	0	0	
2100	165	0	0	0	0	2	0	1	1	3	8	30	45	26	26	12	6	2	0	1	1	0	0	1	0	0	0	
2200	111	0	0	0	0	0	0	0	0	3	6	22	30	25	13	8	0	2	0	1	0	0	0	0	0	0	1	
2300	74	0	0	0	0	0	0	0	0	1	6	7	20	11	13	6	2	6	1	0	0	0	1	0	0	0	0	
<b>07-19</b>	<b>5224</b>	<b>0</b>	<b>0</b>	<b>1</b>	<b>4</b>	<b>15</b>	<b>31</b>	<b>77</b>	<b>98</b>	<b>310</b>	<b>885</b>	<b>1281</b>	<b>1260</b>	<b>701</b>	<b>351</b>	<b>137</b>	<b>48</b>	<b>19</b>	<b>4</b>	<b>2</b>	<b>0</b>	<b>0</b>	<b>0</b>	<b>0</b>	<b>0</b>	<b>0</b>	<b>0</b>	
<b>06-22</b>	<b>6198</b>	<b>0</b>	<b>0</b>	<b>2</b>	<b>4</b>	<b>18</b>	<b>36</b>	<b>83</b>	<b>110</b>	<b>332</b>	<b>994</b>	<b>1487</b>	<b>1516</b>	<b>850</b>	<b>443</b>	<b>189</b>	<b>83</b>	<b>27</b>	<b>14</b>	<b>7</b>	<b>2</b>	<b>0</b>	<b>0</b>	<b>1</b>	<b>0</b>	<b>0</b>	<b>0</b>	
<b>06-00</b>	<b>6383</b>	<b>0</b>	<b>0</b>	<b>2</b>	<b>4</b>	<b>18</b>	<b>36</b>	<b>83</b>	<b>110</b>	<b>336</b>	<b>1006</b>	<b>1516</b>	<b>1566</b>	<b>886</b>	<b>469</b>	<b>203</b>	<b>85</b>	<b>35</b>	<b>15</b>	<b>8</b>	<b>2</b>	<b>0</b>	<b>1</b>	<b>1</b>	<b>0</b>	<b>0</b>	<b>1</b>	
<b>00-00</b>	<b>6470</b>	<b>0</b>	<b>0</b>	<b>2</b>	<b>4</b>	<b>18</b>	<b>36</b>	<b>84</b>	<b>111</b>	<b>341</b>	<b>1014</b>	<b>1523</b>	<b>1580</b>	<b>894</b>	<b>480</b>	<b>214</b>	<b>94</b>	<b>39</b>	<b>18</b>	<b>9</b>	<b>5</b>	<b>1</b>	<b>1</b>	<b>1</b>	<b>0</b>	<b>0</b>	<b>1</b>	



Site 7  
 Location Coast Road, south of JTC Site 8  
 Direction Southbound

6173 / Greater Dublin Drainage Project  
 April 2016  
 Automatic Traffic Count

Friday, 15 April 2016

Time	Total	Speed Bins (km/h)																												
		0 - 5	5 - 10	10 - 15	15 - 20	20 - 25	25 - 30	30 - 35	35 - 40	40 - 45	45 - 50	50 - 55	55 - 60	60 - 65	65 - 70	70 - 75	75 - 80	80 - 85	85 - 90	90 - 95	95 - 100	100 - 105	105 - 110	110 - 115	115 - 120	120 - 125	125 - 130	130 - 135	135 - 140	
0000	30	0	0	0	0	0	0	0	0	1	3	1	3	6	10	2	2	1	1	0	0	0	0	0	0	0	0	0	0	
0100	11	0	0	0	0	0	0	0	0	1	0	2	3	0	1	1	3	0	0	0	0	0	0	0	0	0	0	0	0	
0200	9	0	0	0	0	0	0	0	1	0	0	0	2	1	3	0	2	0	0	0	0	0	0	0	0	0	0	0	0	
0300	7	0	0	0	0	0	0	0	0	0	2	1	1	0	1	0	1	0	0	0	0	1	0	0	0	0	0	0	0	
0400	9	0	0	0	0	0	0	0	1	0	0	0	2	2	0	0	0	1	2	0	1	0	0	0	0	0	0	0	0	
0500	30	0	0	0	0	0	0	0	0	2	3	4	1	7	0	5	1	3	1	0	3	0	0	0	0	0	0	0	0	
0600	86	0	0	0	0	0	0	0	0	3	6	8	12	14	10	9	10	6	4	1	1	2	0	0	0	0	0	0	0	
0700	362	0	0	0	0	0	3	4	8	7	30	76	91	62	41	18	10	11	0	1	0	0	0	0	0	0	0	0	0	
<b>0800</b>	<b>652</b>	<b>0</b>	<b>0</b>	<b>0</b>	<b>0</b>	<b>0</b>	<b>7</b>	<b>7</b>	<b>23</b>	<b>42</b>	<b>121</b>	<b>164</b>	<b>163</b>	<b>88</b>	<b>27</b>	<b>7</b>	<b>0</b>	<b>0</b>	<b>3</b>	<b>0</b>	<b>0</b>	<b>0</b>	<b>0</b>	<b>0</b>	<b>0</b>	<b>0</b>	<b>0</b>	<b>0</b>	<b>0</b>	<b>0</b>
0900	425	0	0	1	0	0	1	12	11	33	61	111	107	61	19	2	6	0	0	0	0	0	0	0	0	0	0	0	0	
1000	316	0	0	0	1	1	3	7	21	18	34	55	74	61	25	11	3	1	0	1	0	0	0	0	0	0	0	0	0	
1100	380	0	0	0	1	0	2	8	8	16	64	83	85	63	36	14	0	0	0	0	0	0	0	0	0	0	0	0	0	
1200	367	0	0	1	1	0	0	3	10	29	50	93	83	61	22	7	5	1	1	0	0	0	0	0	0	0	0	0	0	
1300	471	0	0	0	0	0	0	1	7	23	75	136	121	75	24	7	2	0	0	0	0	0	0	0	0	0	0	0	0	
1400	442	0	0	0	0	0	2	1	14	30	79	137	106	45	22	3	1	0	0	1	0	0	0	0	1	0	0	0	0	
<b>1500</b>	<b>487</b>	<b>0</b>	<b>0</b>	<b>0</b>	<b>0</b>	<b>0</b>	<b>1</b>	<b>6</b>	<b>6</b>	<b>34</b>	<b>77</b>	<b>132</b>	<b>121</b>	<b>68</b>	<b>28</b>	<b>10</b>	<b>1</b>	<b>2</b>	<b>1</b>	<b>0</b>	<b>0</b>	<b>0</b>	<b>0</b>	<b>0</b>	<b>0</b>	<b>0</b>	<b>0</b>	<b>0</b>	<b>0</b>	<b>0</b>
1600	451	0	0	0	0	2	2	5	5	15	74	122	115	67	34	8	2	0	0	0	0	0	0	0	0	0	0	0	0	
1700	429	0	0	0	0	1	5	3	7	22	54	110	123	61	23	16	3	1	0	0	0	0	0	0	0	0	0	0	0	
1800	419	0	0	0	1	0	1	1	2	11	45	86	110	95	43	16	4	4	0	0	0	0	0	0	0	0	0	0	0	
1900	349	0	0	0	0	0	0	0	0	8	31	70	87	85	35	10	12	5	2	3	1	0	0	0	0	0	0	0	0	
2000	267	0	0	0	0	0	1	0	0	7	16	45	68	76	28	12	9	3	0	1	0	1	0	0	0	0	0	0	0	
2100	168	0	0	0	0	0	0	0	0	1	13	35	47	32	15	14	7	0	1	1	1	0	0	0	1	0	0	0	0	
2200	95	0	0	0	0	0	0	0	2	2	5	27	19	22	13	1	1	2	1	0	0	0	0	0	0	0	0	0	0	
2300	85	0	0	0	0	0	0	0	2	7	14	8	23	13	2	8	5	2	1	0	0	0	0	0	0	0	0	0	0	
<b>07-19</b>	<b>5201</b>	<b>0</b>	<b>0</b>	<b>2</b>	<b>4</b>	<b>4</b>	<b>27</b>	<b>58</b>	<b>122</b>	<b>280</b>	<b>764</b>	<b>1305</b>	<b>1299</b>	<b>807</b>	<b>344</b>	<b>119</b>	<b>37</b>	<b>20</b>	<b>5</b>	<b>3</b>	<b>0</b>	<b>0</b>	<b>0</b>	<b>0</b>	<b>1</b>	<b>0</b>	<b>0</b>	<b>0</b>	<b>0</b>	
<b>06-22</b>	<b>6071</b>	<b>0</b>	<b>0</b>	<b>2</b>	<b>4</b>	<b>4</b>	<b>28</b>	<b>58</b>	<b>122</b>	<b>299</b>	<b>830</b>	<b>1463</b>	<b>1513</b>	<b>1014</b>	<b>432</b>	<b>164</b>	<b>75</b>	<b>34</b>	<b>12</b>	<b>9</b>	<b>3</b>	<b>3</b>	<b>0</b>	<b>0</b>	<b>2</b>	<b>0</b>	<b>0</b>	<b>0</b>	<b>0</b>	
<b>06-00</b>	<b>6251</b>	<b>0</b>	<b>0</b>	<b>2</b>	<b>4</b>	<b>4</b>	<b>28</b>	<b>58</b>	<b>126</b>	<b>308</b>	<b>849</b>	<b>1498</b>	<b>1555</b>	<b>1049</b>	<b>447</b>	<b>173</b>	<b>81</b>	<b>38</b>	<b>14</b>	<b>9</b>	<b>3</b>	<b>3</b>	<b>0</b>	<b>0</b>	<b>2</b>	<b>0</b>	<b>0</b>	<b>0</b>	<b>0</b>	
<b>00-00</b>	<b>6347</b>	<b>0</b>	<b>0</b>	<b>2</b>	<b>4</b>	<b>4</b>	<b>28</b>	<b>58</b>	<b>128</b>	<b>312</b>	<b>857</b>	<b>1506</b>	<b>1567</b>	<b>1065</b>	<b>462</b>	<b>181</b>	<b>90</b>	<b>43</b>	<b>18</b>	<b>9</b>	<b>7</b>	<b>4</b>	<b>0</b>	<b>0</b>	<b>2</b>	<b>0</b>	<b>0</b>	<b>0</b>	<b>0</b>	



Site 7  
 Location Coast Road, south of JTC Site 8  
 Direction Southbound

6173 / Greater Dublin Drainage Project  
 April 2016  
 Automatic Traffic Count

Saturday, 16 April 2016

Time	Total	Speed Bins (km/h)																											
		0 - 5	5 - 10	10 - 15	15 - 20	20 - 25	25 - 30	30 - 35	35 - 40	40 - 45	45 - 50	50 - 55	55 - 60	60 - 65	65 - 70	70 - 75	75 - 80	80 - 85	85 - 90	90 - 95	95 - 100	100 - 105	105 - 110	110 - 115	115 - 120	120 - 125	125 - 130	130 - 135	135 - 140
0000	64	0	0	0	0	0	0	0	0	2	8	9	9	12	13	7	3	0	0	1	0	0	0	0	0	0	0	0	0
0100	49	0	0	0	0	0	0	0	1	2	2	10	11	8	8	2	2	1	0	0	2	0	0	0	0	0	0	0	0
0200	21	0	0	0	0	0	0	0	0	0	3	2	0	2	4	4	3	1	0	2	0	0	0	0	0	0	0	0	0
0300	13	0	0	0	0	0	1	0	0	0	1	1	3	2	3	1	0	1	0	0	0	0	0	0	0	0	0	0	0
0400	18	0	0	0	0	0	0	0	0	0	1	3	6	2	3	0	0	1	0	0	1	0	1	0	0	0	0	0	0
0500	14	0	0	0	0	0	0	0	0	0	1	4	1	1	2	2	1	2	0	0	0	0	0	0	0	0	0	0	0
0600	49	0	0	0	0	0	0	0	0	3	4	6	7	4	5	6	5	5	1	1	1	0	0	1	0	0	0	0	0
0700	82	0	0	0	0	1	2	1	1	1	3	11	8	10	7	13	6	7	8	0	2	1	0	0	0	0	0	0	0
0800	205	0	0	0	0	3	6	9	7	3	12	25	30	40	25	21	13	6	3	1	1	0	0	0	0	0	0	0	0
0900	336	0	0	0	0	0	2	3	6	11	20	70	73	80	41	14	10	3	2	0	0	0	1	0	0	0	0	0	0
1000	433	0	0	0	0	3	13	11	9	33	46	90	108	56	35	21	6	2	0	0	0	0	0	0	0	0	0	0	0
1100	481	0	1	0	0	0	4	10	17	29	94	134	107	56	17	7	2	2	1	0	0	0	0	0	0	0	0	0	0
1200	539	0	0	0	0	5	6	22	19	43	109	165	110	44	9	4	1	2	0	0	0	0	0	0	0	0	0	0	0
1300	516	0	1	0	2	3	8	13	36	81	91	106	100	48	20	4	2	1	0	0	0	0	0	0	0	0	0	0	0
1400	509	0	0	0	0	0	10	12	22	43	82	134	106	53	30	9	7	0	1	0	0	0	0	0	0	0	0	0	0
1500	464	0	0	0	0	0	1	5	4	17	85	120	125	62	28	12	5	0	0	0	0	0	0	0	0	0	0	0	0
1600	493	0	0	0	0	0	1	3	6	21	89	130	140	70	20	9	1	1	0	1	1	0	0	0	0	0	0	0	0
1700	447	0	0	0	0	0	0	3	7	20	51	82	115	100	46	16	2	3	1	1	0	0	0	0	0	0	0	0	0
1800	385	0	0	0	0	0	2	1	7	15	47	83	98	74	41	11	2	2	2	0	0	0	0	0	0	0	0	0	0
1900	319	0	0	0	2	1	0	0	1	5	21	76	93	58	38	11	6	1	3	1	1	1	0	0	0	0	0	0	0
2000	233	0	0	0	0	0	0	3	0	4	29	47	47	56	23	13	7	3	0	1	0	0	0	0	0	0	0	0	0
2100	145	0	0	0	0	0	0	0	1	6	15	34	41	20	16	8	2	0	1	0	0	0	0	1	0	0	0	0	0
2200	119	0	0	0	0	0	1	0	0	4	8	17	22	23	28	7	3	3	2	0	0	0	1	0	0	0	0	0	0
2300	95	0	0	0	0	0	0	0	2	4	3	21	22	16	10	7	5	4	1	0	0	0	0	0	0	0	0	0	0
07-19	4890	0	2	0	2	15	55	93	141	317	729	1150	1120	693	319	141	57	29	18	3	4	1	1	0	0	0	0	0	0
06-22	5636	0	2	0	4	16	55	96	143	335	798	1313	1308	831	401	179	77	38	23	6	6	2	1	2	0	0	0	0	0
06-00	5850	0	2	0	4	16	56	96	145	343	809	1351	1352	870	439	193	85	45	26	6	6	2	2	2	0	0	0	0	0
00-00	6029	0	2	0	4	16	57	96	146	347	825	1380	1382	897	472	209	94	51	26	9	9	2	3	2	0	0	0	0	0



Site 7  
 Location Coast Road, south of JTC Site 8  
 Direction Southbound

6173 / Greater Dublin Drainage Project  
 April 2016  
 Automatic Traffic Count

Sunday, 17 April 2016

Time	Total	Speed Bins (km/h)																										
		0 - 5	5 - 10	10 - 15	15 - 20	20 - 25	25 - 30	30 - 35	35 - 40	40 - 45	45 - 50	50 - 55	55 - 60	60 - 65	65 - 70	70 - 75	75 - 80	80 - 85	85 - 90	90 - 95	95 - 100	100 - 105	105 - 110	110 - 115	115 - 120	120 - 125	125 - 130	130 - 135
0000	73	0	0	0	0	0	0	0	0	2	4	13	16	18	4	8	5	2	0	1	0	0	0	0	0	0	0	0
0100	47	0	0	0	0	0	0	0	0	1	2	1	7	12	12	5	3	4	0	0	0	0	0	0	0	0	0	0
0200	34	0	0	0	0	0	0	0	0	1	0	5	3	6	5	7	4	1	1	1	0	0	0	0	0	0	0	0
0300	33	0	0	0	0	0	0	0	0	0	0	6	3	3	4	5	9	1	2	0	0	0	0	0	0	0	0	0
0400	13	0	0	0	0	0	0	0	0	0	0	0	0	3	4	2	2	0	1	1	0	0	0	0	0	0	0	0
0500	15	0	0	0	0	0	0	0	0	0	4	3	2	2	1	0	1	1	0	1	0	0	0	0	0	0	0	0
0600	38	0	0	0	0	0	0	1	0	0	2	5	5	6	6	2	3	2	2	1	0	3	0	0	0	0	0	0
0700	45	0	0	0	0	2	0	1	0	0	3	9	7	4	5	6	4	2	1	1	0	0	0	0	0	0	0	0
0800	118	0	0	0	1	2	3	3	0	4	8	13	26	23	15	9	6	3	2	0	0	0	0	0	0	0	0	0
0900	226	0	0	0	0	2	11	16	2	3	17	31	47	42	26	17	8	2	1	0	1	0	0	0	0	0	0	0
1000	310	0	0	0	0	2	18	16	3	16	24	59	70	45	27	21	6	1	2	0	0	0	0	0	0	0	0	0
<b>1100</b>	<b>442</b>	<b>0</b>	<b>0</b>	<b>1</b>	<b>0</b>	<b>11</b>	<b>19</b>	<b>32</b>	<b>14</b>	<b>28</b>	<b>60</b>	<b>94</b>	<b>89</b>	<b>53</b>	<b>29</b>	<b>8</b>	<b>3</b>	<b>1</b>	<b>0</b>	<b>0</b>	<b>0</b>	<b>0</b>	<b>0</b>	<b>0</b>	<b>0</b>	<b>0</b>	<b>0</b>	<b>0</b>
1200	552	0	0	0	3	7	19	25	21	51	90	133	131	52	12	3	2	2	1	0	0	0	0	0	0	0	0	0
1300	576	0	0	0	0	4	28	25	23	47	108	137	117	62	16	8	1	0	0	0	0	0	0	0	0	0	0	0
<b>1400</b>	<b>598</b>	<b>0</b>	<b>0</b>	<b>2</b>	<b>0</b>	<b>3</b>	<b>8</b>	<b>12</b>	<b>17</b>	<b>64</b>	<b>163</b>	<b>164</b>	<b>106</b>	<b>42</b>	<b>12</b>	<b>3</b>	<b>1</b>	<b>1</b>	<b>0</b>	<b>0</b>	<b>0</b>	<b>0</b>	<b>0</b>	<b>0</b>	<b>0</b>	<b>0</b>	<b>0</b>	<b>0</b>
1500	544	0	0	0	1	3	7	14	23	61	123	137	105	47	14	8	1	0	0	0	0	0	0	0	0	0	0	0
1600	510	0	0	1	1	1	3	1	8	53	146	169	86	29	9	3	0	0	0	0	0	0	0	0	0	0	0	0
1700	459	1	0	0	0	4	5	6	6	18	87	130	104	63	22	12	0	0	0	1	0	0	0	0	0	0	0	0
1800	362	0	0	0	2	0	1	0	1	21	58	89	100	55	24	7	3	1	0	0	0	0	0	0	0	0	0	0
1900	277	0	0	0	1	1	2	0	3	9	20	61	93	58	16	2	7	3	0	0	0	1	0	0	0	0	0	0
2000	235	0	0	0	0	1	0	1	0	13	9	49	78	46	26	5	4	2	1	0	0	0	0	0	0	0	0	0
2100	132	0	0	0	0	0	0	0	0	0	12	36	26	26	19	3	5	3	2	0	0	0	0	0	0	0	0	0
2200	74	0	0	0	0	0	0	0	0	0	4	11	15	17	8	13	4	0	0	0	1	1	0	0	0	0	0	0
2300	55	0	0	0	0	0	0	0	1	0	5	5	18	10	11	0	2	1	2	0	0	0	0	0	0	0	0	0
<b>07-19</b>	<b>4742</b>	<b>1</b>	<b>0</b>	<b>4</b>	<b>8</b>	<b>41</b>	<b>122</b>	<b>151</b>	<b>118</b>	<b>366</b>	<b>887</b>	<b>1165</b>	<b>988</b>	<b>517</b>	<b>211</b>	<b>105</b>	<b>35</b>	<b>13</b>	<b>7</b>	<b>2</b>	<b>1</b>	<b>0</b>	<b>0</b>	<b>0</b>	<b>0</b>	<b>0</b>	<b>0</b>	<b>0</b>
<b>06-22</b>	<b>5424</b>	<b>1</b>	<b>0</b>	<b>4</b>	<b>9</b>	<b>43</b>	<b>124</b>	<b>153</b>	<b>121</b>	<b>388</b>	<b>930</b>	<b>1316</b>	<b>1190</b>	<b>653</b>	<b>278</b>	<b>117</b>	<b>54</b>	<b>23</b>	<b>12</b>	<b>3</b>	<b>1</b>	<b>4</b>	<b>0</b>	<b>0</b>	<b>0</b>	<b>0</b>	<b>0</b>	<b>0</b>
<b>06-00</b>	<b>5553</b>	<b>1</b>	<b>0</b>	<b>4</b>	<b>9</b>	<b>43</b>	<b>124</b>	<b>153</b>	<b>122</b>	<b>388</b>	<b>939</b>	<b>1332</b>	<b>1223</b>	<b>680</b>	<b>297</b>	<b>130</b>	<b>60</b>	<b>24</b>	<b>14</b>	<b>3</b>	<b>2</b>	<b>5</b>	<b>0</b>	<b>0</b>	<b>0</b>	<b>0</b>	<b>0</b>	<b>0</b>
<b>00-00</b>	<b>5768</b>	<b>1</b>	<b>0</b>	<b>4</b>	<b>9</b>	<b>43</b>	<b>124</b>	<b>153</b>	<b>122</b>	<b>392</b>	<b>949</b>	<b>1360</b>	<b>1254</b>	<b>724</b>	<b>327</b>	<b>157</b>	<b>84</b>	<b>33</b>	<b>18</b>	<b>7</b>	<b>2</b>	<b>5</b>	<b>0</b>	<b>0</b>	<b>0</b>	<b>0</b>	<b>0</b>	<b>0</b>



Site 7  
 Location Coast Road, south of JTC Site 8  
 Direction Southbound

6173 / Greater Dublin Drainage Project  
 April 2016  
 Automatic Traffic Count

Monday, 18 April 2016

Time	Total	Speed Bins (km/h)																											
		0 - 5	5 - 10	10 - 15	15 - 20	20 - 25	25 - 30	30 - 35	35 - 40	40 - 45	45 - 50	50 - 55	55 - 60	60 - 65	65 - 70	70 - 75	75 - 80	80 - 85	85 - 90	90 - 95	95 - 100	100 - 105	105 - 110	110 - 115	115 - 120	120 - 125	125 - 130	130 - 135	135 - 140
0000	23	0	0	0	0	0	0	0	0	0	0	1	2	7	1	8	0	1	1	2	0	0	0	0	0	0	0	0	0
0100	8	0	0	0	0	0	0	0	0	1	0	1	0	2	3	0	0	0	1	0	0	0	0	0	0	0	0	0	0
0200	3	0	0	0	0	0	0	0	0	0	0	0	0	0	2	0	1	0	0	0	0	0	0	0	0	0	0	0	0
0300	6	0	0	0	0	0	0	0	0	0	0	1	0	1	1	1	0	1	0	1	0	0	0	0	0	0	0	0	0
0400	8	0	0	0	0	0	0	0	1	0	0	1	0	1	0	0	1	1	1	0	2	0	0	0	0	0	0	0	0
0500	31	0	0	0	0	0	0	0	0	1	2	1	4	2	5	3	5	3	2	1	2	0	0	0	0	0	0	0	0
0600	107	0	0	0	0	1	1	0	1	0	6	8	16	9	21	10	23	4	6	1	0	0	0	0	0	0	0	0	0
0700	341	0	0	0	0	3	3	1	7	8	19	59	80	66	48	27	13	3	3	1	0	0	0	0	0	0	0	0	
<b>0800</b>	<b>636</b>	<b>0</b>	<b>0</b>	<b>0</b>	<b>1</b>	<b>2</b>	<b>11</b>	<b>14</b>	<b>15</b>	<b>22</b>	<b>121</b>	<b>194</b>	<b>149</b>	<b>84</b>	<b>12</b>	<b>7</b>	<b>3</b>	<b>1</b>	<b>0</b>	<b>0</b>	<b>0</b>	<b>0</b>	<b>0</b>	<b>0</b>	<b>0</b>	<b>0</b>	<b>0</b>	<b>0</b>	<b>0</b>
0900	414	0	0	0	0	1	12	6	6	19	51	113	114	62	18	10	2	0	0	0	0	0	0	0	0	0	0	0	0
1000	279	0	0	0	1	0	3	1	4	4	26	68	65	62	26	12	6	1	0	0	0	0	0	0	0	0	0	0	0
1100	325	0	0	0	0	0	0	1	9	9	37	78	94	58	22	13	4	0	0	0	0	0	0	0	0	0	0	0	0
1200	371	0	0	0	0	2	5	3	8	9	32	116	106	53	21	9	5	1	0	1	0	0	0	0	0	0	0	0	0
1300	390	0	0	0	0	0	1	2	11	9	55	118	80	72	25	11	3	2	1	0	0	0	0	0	0	0	0	0	0
1400	421	0	0	1	0	0	4	2	4	21	72	132	105	43	25	6	4	1	1	0	0	0	0	0	0	0	0	0	0
1500	428	0	0	1	1	0	1	3	4	22	83	101	111	73	20	7	0	1	0	0	0	0	0	0	0	0	0	0	0
1600	348	0	0	0	2	2	5	3	7	4	48	101	104	50	11	7	1	1	2	0	0	0	0	0	0	0	0	0	0
<b>1700</b>	<b>481</b>	<b>0</b>	<b>0</b>	<b>0</b>	<b>0</b>	<b>0</b>	<b>2</b>	<b>4</b>	<b>5</b>	<b>16</b>	<b>81</b>	<b>124</b>	<b>124</b>	<b>74</b>	<b>38</b>	<b>8</b>	<b>4</b>	<b>1</b>	<b>0</b>	<b>0</b>	<b>0</b>	<b>0</b>	<b>0</b>	<b>0</b>	<b>0</b>	<b>0</b>	<b>0</b>	<b>0</b>	<b>0</b>
1800	426	0	0	0	0	1	5	2	5	11	41	94	128	92	31	9	5	1	0	1	0	0	0	0	0	0	0	0	0
1900	307	0	0	0	0	3	5	4	4	8	23	53	73	74	28	21	7	1	0	2	1	0	0	0	0	0	0	0	0
2000	251	0	0	0	0	0	1	1	1	3	20	33	78	67	29	9	6	3	0	0	0	0	0	0	0	0	0	0	0
2100	163	0	0	0	0	0	1	1	0	5	10	42	45	30	15	5	6	2	1	0	0	0	0	0	0	0	0	0	0
2200	101	0	0	0	0	0	0	0	0	4	7	12	23	23	17	6	4	3	2	0	0	0	0	0	0	0	0	0	0
2300	49	0	0	0	0	0	0	0	0	7	1	7	8	11	6	3	4	2	0	0	0	0	0	0	0	0	0	0	0
<b>07-19</b>	<b>4860</b>	<b>0</b>	<b>0</b>	<b>2</b>	<b>5</b>	<b>11</b>	<b>52</b>	<b>42</b>	<b>85</b>	<b>154</b>	<b>666</b>	<b>1298</b>	<b>1260</b>	<b>789</b>	<b>297</b>	<b>126</b>	<b>50</b>	<b>13</b>	<b>7</b>	<b>3</b>	<b>0</b>	<b>0</b>	<b>0</b>	<b>0</b>	<b>0</b>	<b>0</b>	<b>0</b>	<b>0</b>	<b>0</b>
<b>06-22</b>	<b>5688</b>	<b>0</b>	<b>0</b>	<b>2</b>	<b>5</b>	<b>15</b>	<b>60</b>	<b>48</b>	<b>91</b>	<b>170</b>	<b>725</b>	<b>1434</b>	<b>1472</b>	<b>969</b>	<b>390</b>	<b>171</b>	<b>92</b>	<b>23</b>	<b>14</b>	<b>6</b>	<b>1</b>	<b>0</b>	<b>0</b>	<b>0</b>	<b>0</b>	<b>0</b>	<b>0</b>	<b>0</b>	<b>0</b>
<b>06-00</b>	<b>5838</b>	<b>0</b>	<b>0</b>	<b>2</b>	<b>5</b>	<b>15</b>	<b>60</b>	<b>48</b>	<b>91</b>	<b>181</b>	<b>733</b>	<b>1453</b>	<b>1503</b>	<b>1003</b>	<b>413</b>	<b>180</b>	<b>100</b>	<b>28</b>	<b>16</b>	<b>6</b>	<b>1</b>	<b>0</b>	<b>0</b>	<b>0</b>	<b>0</b>	<b>0</b>	<b>0</b>	<b>0</b>	<b>0</b>
<b>00-00</b>	<b>5917</b>	<b>0</b>	<b>0</b>	<b>2</b>	<b>5</b>	<b>15</b>	<b>60</b>	<b>48</b>	<b>92</b>	<b>183</b>	<b>735</b>	<b>1458</b>	<b>1509</b>	<b>1016</b>	<b>425</b>	<b>192</b>	<b>107</b>	<b>34</b>	<b>21</b>	<b>10</b>	<b>5</b>	<b>0</b>	<b>0</b>	<b>0</b>	<b>0</b>	<b>0</b>	<b>0</b>	<b>0</b>	<b>0</b>



Site 7  
 Location Coast Road, south of JTC Site 8  
 Direction Southbound

6173 / Greater Dublin Drainage Project  
 April 2016  
 Automatic Traffic Count

Virtual Day (7)

Time	Total	Speed Bins (km/h)																											
		0 - 5	5 - 10	10 - 15	15 - 20	20 - 25	25 - 30	30 - 35	35 - 40	40 - 45	45 - 50	50 - 55	55 - 60	60 - 65	65 - 70	70 - 75	75 - 80	80 - 85	85 - 90	90 - 95	95 - 100	100 - 105	105 - 110	110 - 115	115 - 120	120 - 125	125 - 130	130 - 135	135 - 140
0000	36	0	0	0	0	0	0	0	0	1	3	5	5	8	6	4	2	1	1	1	0	0	0	0	0	0	0	0	0
0100	21	0	0	0	0	0	0	0	0	1	1	3	4	4	4	2	2	1	0	0	0	0	0	0	0	0	0	0	0
0200	12	0	0	0	0	0	0	0	0	0	1	1	1	2	2	2	1	1	0	0	0	0	0	0	0	0	0	0	0
0300	10	0	0	0	0	0	0	0	0	0	0	1	1	1	2	1	2	1	1	0	0	0	0	0	0	0	0	0	0
0400	10	0	0	0	0	0	0	0	0	0	0	1	2	1	1	1	1	1	1	0	1	0	0	0	0	0	0	0	0
0500	23	0	0	0	0	0	0	0	0	1	2	3	3	3	3	2	2	2	1	1	1	0	0	0	0	0	0	0	0
0600	90	0	0	0	0	0	1	0	1	2	4	8	12	13	16	12	11	4	3	1	1	1	0	0	0	0	0	0	0
0700	283	0	0	0	0	1	2	4	5	8	24	52	65	50	35	17	9	6	2	1	1	0	0	0	0	0	0	0	0
<b>0800</b>	<b>517</b>	<b>0</b>	<b>0</b>	<b>0</b>	<b>0</b>	<b>2</b>	<b>6</b>	<b>11</b>	<b>16</b>	<b>38</b>	<b>103</b>	<b>133</b>	<b>116</b>	<b>58</b>	<b>18</b>	<b>9</b>	<b>4</b>	<b>2</b>	<b>1</b>	<b>0</b>	<b>0</b>	<b>0</b>	<b>0</b>	<b>0</b>	<b>0</b>	<b>0</b>	<b>0</b>	<b>0</b>	<b>0</b>
0900	385	0	0	0	0	1	5	8	12	22	53	93	89	58	25	10	5	1	1	0	0	0	0	0	0	0	0	0	0
1000	326	0	0	0	0	2	7	9	8	18	34	70	79	54	25	13	5	2	0	0	0	0	0	0	0	0	0	0	0
1100	371	0	0	0	0	3	4	10	9	19	54	83	87	60	26	11	3	1	0	0	0	0	0	0	0	0	0	0	0
1200	415	0	0	0	1	3	5	10	10	27	63	110	101	52	21	6	3	1	0	0	0	0	0	0	0	0	0	0	0
1300	455	0	0	0	0	2	6	7	13	33	74	118	109	61	20	7	3	1	0	0	0	0	0	0	0	0	0	0	0
<b>1400</b>	<b>475</b>	<b>0</b>	<b>0</b>	<b>0</b>	<b>0</b>	<b>1</b>	<b>4</b>	<b>5</b>	<b>11</b>	<b>33</b>	<b>89</b>	<b>135</b>	<b>112</b>	<b>50</b>	<b>25</b>	<b>6</b>	<b>2</b>	<b>1</b>	<b>0</b>	<b>0</b>	<b>0</b>	<b>0</b>	<b>0</b>	<b>0</b>	<b>0</b>	<b>0</b>	<b>0</b>	<b>0</b>	<b>0</b>
1500	452	0	0	0	1	1	3	6	8	31	81	118	108	61	22	9	2	1	0	0	0	0	0	0	0	0	0	0	0
1600	442	0	0	0	0	2	4	3	8	26	83	123	108	54	19	7	2	0	0	0	0	0	0	0	0	0	0	0	0
1700	461	0	0	0	0	2	4	4	7	20	67	118	115	72	32	13	2	1	1	1	0	0	0	0	0	0	0	0	0
1800	431	0	0	0	0	1	2	4	4	16	52	99	118	79	38	11	4	2	1	0	0	0	0	0	0	0	0	0	0
1900	340	0	0	0	0	1	3	2	3	8	35	74	94	65	30	12	8	2	1	1	1	0	0	0	0	0	0	0	0
2000	262	0	0	0	0	0	1	2	1	6	24	48	74	59	26	10	6	2	1	1	0	0	0	0	0	0	0	0	0
2100	160	0	0	0	0	0	0	0	1	3	13	35	42	30	17	9	5	2	1	0	0	0	0	0	0	0	0	0	0
2200	97	0	0	0	0	0	0	0	0	2	5	16	23	21	16	7	3	2	1	0	0	0	0	0	0	0	0	0	0
2300	64	0	0	0	0	0	0	0	1	3	5	8	15	11	8	5	3	3	1	0	0	0	0	0	0	0	0	0	0
<b>07-19</b>	<b>5013</b>	<b>0</b>	<b>0</b>	<b>2</b>	<b>4</b>	<b>20</b>	<b>54</b>	<b>81</b>	<b>112</b>	<b>292</b>	<b>777</b>	<b>1253</b>	<b>1207</b>	<b>708</b>	<b>308</b>	<b>120</b>	<b>43</b>	<b>19</b>	<b>8</b>	<b>3</b>	<b>1</b>	<b>0</b>	<b>0</b>	<b>0</b>	<b>0</b>	<b>0</b>	<b>0</b>	<b>0</b>	<b>0</b>
<b>06-22</b>	<b>5865</b>	<b>0</b>	<b>0</b>	<b>2</b>	<b>5</b>	<b>22</b>	<b>58</b>	<b>84</b>	<b>118</b>	<b>311</b>	<b>854</b>	<b>1417</b>	<b>1429</b>	<b>875</b>	<b>397</b>	<b>164</b>	<b>73</b>	<b>29</b>	<b>14</b>	<b>7</b>	<b>2</b>	<b>2</b>	<b>0</b>	<b>0</b>	<b>0</b>	<b>0</b>	<b>0</b>	<b>0</b>	<b>0</b>
<b>06-00</b>	<b>6026</b>	<b>0</b>	<b>0</b>	<b>2</b>	<b>5</b>	<b>22</b>	<b>58</b>	<b>84</b>	<b>119</b>	<b>316</b>	<b>864</b>	<b>1441</b>	<b>1467</b>	<b>908</b>	<b>421</b>	<b>175</b>	<b>79</b>	<b>34</b>	<b>16</b>	<b>7</b>	<b>3</b>	<b>2</b>	<b>1</b>	<b>1</b>	<b>0</b>	<b>0</b>	<b>0</b>	<b>0</b>	<b>0</b>
<b>00-00</b>	<b>6139</b>	<b>0</b>	<b>0</b>	<b>2</b>	<b>5</b>	<b>22</b>	<b>59</b>	<b>85</b>	<b>120</b>	<b>320</b>	<b>871</b>	<b>1455</b>	<b>1482</b>	<b>926</b>	<b>439</b>	<b>187</b>	<b>89</b>	<b>39</b>	<b>19</b>	<b>9</b>	<b>5</b>	<b>2</b>	<b>1</b>	<b>1</b>	<b>0</b>	<b>0</b>	<b>0</b>	<b>0</b>	<b>0</b>





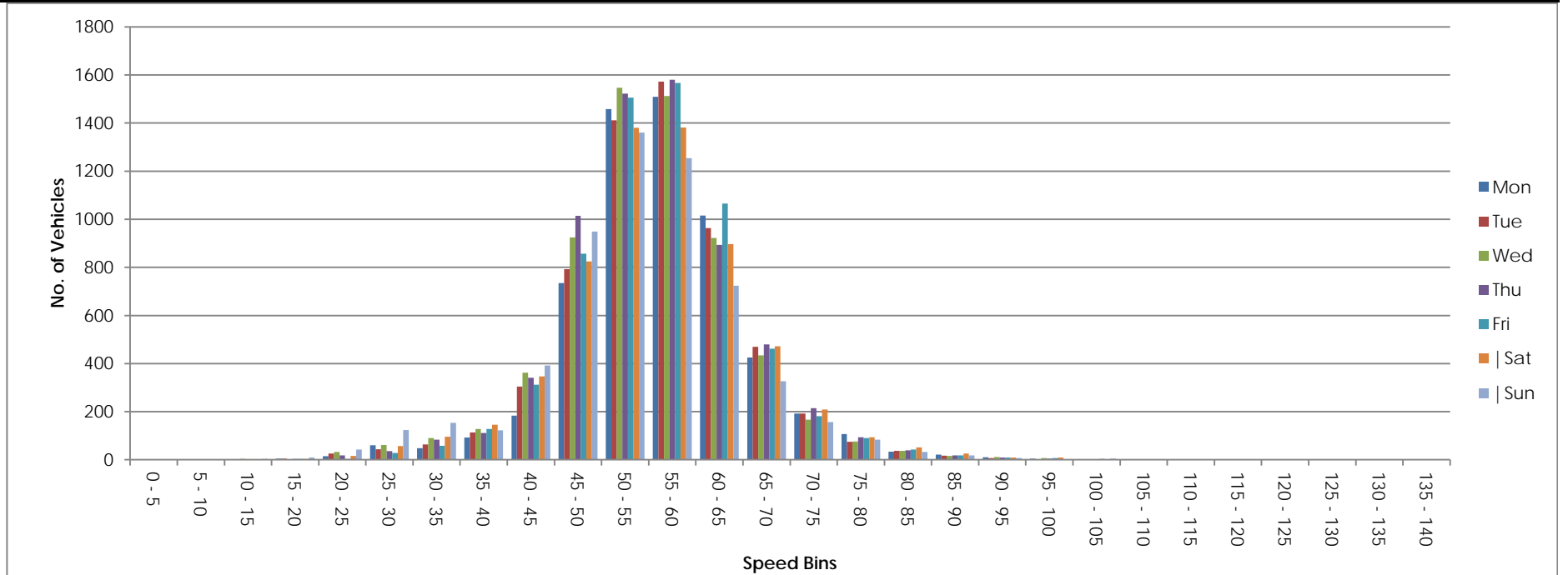
Site 7  
 Location Coast Road, south of JTC Site 8  
 Direction Southbound

6173 / Greater Dublin Drainage Project  
 April 2016  
 Automatic Traffic Count

Virtual Week (1)

Time	Total	Speed Bins (km/h)																											
		0 - 5	5 - 10	10 - 15	15 - 20	20 - 25	25 - 30	30 - 35	35 - 40	40 - 45	45 - 50	50 - 55	55 - 60	60 - 65	65 - 70	70 - 75	75 - 80	80 - 85	85 - 90	90 - 95	95 - 100	100 - 105	105 - 110	110 - 115	115 - 120	120 - 125	125 - 130	130 - 135	135 - 140
Mon	5917	0	0	2	5	15	60	48	92	183	735	1458	1509	1016	425	192	107	34	21	10	5	0	0	0	0	0	0	0	0
Tue	6101	0	0	2	5	26	44	64	114	304	792	1411	1572	963	470	192	75	37	17	7	3	2	0	0	1	0	0	0	
Wed	6339	1	1	4	2	33	61	90	128	362	924	1547	1512	922	434	167	76	37	16	11	7	2	1	1	0	0	0	0	
Thu	6470	0	0	2	4	18	36	84	111	341	1014	1523	1580	894	480	214	94	39	18	9	5	1	1	1	0	0	0	1	
Fri	6347	0	0	2	4	4	28	58	128	312	857	1506	1567	1065	462	181	90	43	18	9	7	4	0	0	2	0	0	0	
Sat	6029	0	2	0	4	16	57	96	146	347	825	1380	1382	897	472	209	94	51	26	9	9	2	3	2	0	0	0	0	
Sun	5768	1	0	4	9	43	124	153	122	392	949	1360	1254	724	327	157	84	33	18	7	2	5	0	0	0	0	0	0	
5 Day Ave.	6235	0	0	2	4	19	46	69	115	300	864	1489	1548	972	454	189	88	38	18	9	5	2	0	0	1	0	0	0	
7 Day Ave.	6139	0	0	2	5	22	59	85	120	320	871	1455	1482	926	439	187	89	39	19	9	5	2	1	1	0	0	0	0	
--	42971	2	3	16	33	155	410	593	841	2241	6096	10185	10376	6481	3070	1312	620	274	134	62	38	16	5	4	3	0	0	1	

Summary Graphs



Site 12  
 Location Snugborough Road, north of JTC Site 11  
 Direction Northbound

Wednesday, 13 April 2016

Time	Total	Classification											
		1 MCL	2 SV	3 SVT	4 TB2	5 TB3	6 T4	7 ART3	8 ART4	9 ART5	10 ART6	11 BD	12 DRT
0000	38	0	24	0	7	0	0	0	0	5	2	0	0
0100	18	0	7	0	7	0	0	0	0	3	1	0	0
0200	25	0	14	0	6	0	0	0	0	4	1	0	0
0300	33	1	26	0	5	0	0	0	0	1	0	0	0
0400	50	0	37	0	8	1	1	0	0	2	1	0	0
0500	158	7	101	0	44	0	1	0	1	2	2	0	0
0600	400	14	314	1	46	2	0	0	1	17	4	0	1
0700	858	22	749	3	55	5	9	0	2	9	4	0	0
<b>0800</b>	<b>906</b>	<b>24</b>	<b>805</b>	<b>3</b>	<b>52</b>	<b>2</b>	<b>10</b>	<b>0</b>	<b>1</b>	<b>7</b>	<b>2</b>	<b>0</b>	<b>0</b>
0900	639	12	542	4	56	2	10	0	1	7	3	2	0
1000	425	7	309	0	79	1	9	1	2	8	7	0	2
1100	393	2	277	3	81	3	9	1	3	5	9	0	0
1200	432	2	325	3	63	2	11	0	2	12	10	1	1
<b>1300</b>	<b>506</b>	<b>3</b>	<b>407</b>	<b>4</b>	<b>63</b>	<b>2</b>	<b>5</b>	<b>0</b>	<b>3</b>	<b>12</b>	<b>4</b>	<b>2</b>	<b>1</b>
1400	396	1	294	3	70	2	11	1	2	9	2	0	1
1500	428	8	334	0	61	5	8	0	1	11	0	0	0
<b>1600</b>	<b>305</b>	<b>3</b>	<b>243</b>	<b>0</b>	<b>47</b>	<b>3</b>	<b>4</b>	<b>0</b>	<b>1</b>	<b>1</b>	<b>3</b>	<b>0</b>	<b>0</b>
1700	317	2	267	2	25	4	5	0	1	6	3	0	2
1800	264	1	225	0	20	3	4	0	0	6	2	2	1
1900	218	2	185	1	16	0	2	0	2	6	3	1	0
2000	175	0	142	0	12	0	0	0	0	14	7	0	0
2100	141	1	110	0	10	0	0	0	1	13	6	0	0
2200	100	1	68	0	7	0	0	0	1	20	3	0	0
2300	57	2	32	0	12	0	0	0	0	6	3	1	1
<b>07-19</b>	<b>5869</b>	<b>87</b>	<b>4777</b>	<b>25</b>	<b>672</b>	<b>34</b>	<b>95</b>	<b>3</b>	<b>19</b>	<b>93</b>	<b>49</b>	<b>7</b>	<b>8</b>
<b>06-22</b>	<b>6803</b>	<b>104</b>	<b>5528</b>	<b>27</b>	<b>756</b>	<b>36</b>	<b>97</b>	<b>3</b>	<b>23</b>	<b>143</b>	<b>69</b>	<b>8</b>	<b>9</b>
<b>06-00</b>	<b>6960</b>	<b>107</b>	<b>5628</b>	<b>27</b>	<b>775</b>	<b>36</b>	<b>97</b>	<b>3</b>	<b>24</b>	<b>169</b>	<b>75</b>	<b>9</b>	<b>10</b>
<b>00-00</b>	<b>7282</b>	<b>115</b>	<b>5837</b>	<b>27</b>	<b>852</b>	<b>37</b>	<b>99</b>	<b>3</b>	<b>25</b>	<b>186</b>	<b>82</b>	<b>9</b>	<b>10</b>

Site 12  
 Location Snugborough Road, north of JTC Site 11  
 Direction Southbound

Wednesday, 13 April 2016

Time	Total	Classification											
		1 MCL	2 SV	3 SVT	4 TB2	5 TB3	6 T4	7 ART3	8 ART4	9 ART5	10 ART6	11 BD	12 DRT
0000	87	0	59	0	5	0	0	0	0	15	8	0	0
0100	55	0	24	0	7	0	0	0	1	15	8	0	0
0200	35	0	15	0	7	0	0	0	5	5	3	0	0
0300	38	0	12	0	10	0	0	0	3	9	3	1	0
0400	46	0	18	0	13	0	1	0	4	9	1	0	0
0500	94	0	35	0	34	3	1	0	4	12	5	0	0
0600	180	1	110	1	39	3	6	0	3	12	3	0	2
0700	391	2	277	1	59	4	17	0	4	18	9	0	0
<b>0800</b>	<b>549</b>	<b>1</b>	<b>411</b>	<b>4</b>	<b>89</b>	<b>1</b>	<b>12</b>	<b>1</b>	<b>8</b>	<b>12</b>	<b>7</b>	<b>0</b>	<b>3</b>
0900	517	5	390	3	81	1	11	0	2	14	8	1	1
1000	464	2	333	2	83	3	11	0	7	17	5	1	0
1100	508	1	369	3	102	1	11	0	5	12	4	0	0
1200	582	3	447	3	90	2	13	0	8	16	0	0	0
1300	567	2	452	1	69	4	14	0	3	15	6	0	1
1400	559	1	432	1	93	3	10	0	4	11	2	2	0
1500	632	6	518	0	79	4	12	0	5	7	1	0	0
<b>1600</b>	<b>864</b>	<b>5</b>	<b>770</b>	<b>1</b>	<b>59</b>	<b>5</b>	<b>12</b>	<b>0</b>	<b>1</b>	<b>8</b>	<b>2</b>	<b>1</b>	<b>0</b>
1700	851	7	789	4	35	3	4	4	0	3	2	0	0
1800	708	5	638	9	40	1	3	0	2	7	3	0	0
1900	449	3	395	2	30	1	1	0	0	15	2	0	0
2000	291	2	255	1	21	1	1	0	0	8	2	0	0
2100	171	1	143	0	13	0	1	0	0	8	5	0	0
2200	88	0	67	0	7	0	0	0	0	9	4	1	0
2300	74	0	51	0	9	0	0	0	0	10	4	0	0
<b>07-19</b>	<b>7192</b>	<b>40</b>	<b>5826</b>	<b>32</b>	<b>879</b>	<b>32</b>	<b>130</b>	<b>5</b>	<b>49</b>	<b>140</b>	<b>49</b>	<b>5</b>	<b>5</b>
<b>06-22</b>	<b>8283</b>	<b>47</b>	<b>6729</b>	<b>36</b>	<b>982</b>	<b>37</b>	<b>139</b>	<b>5</b>	<b>52</b>	<b>183</b>	<b>61</b>	<b>5</b>	<b>7</b>
<b>06-00</b>	<b>8445</b>	<b>47</b>	<b>6847</b>	<b>36</b>	<b>998</b>	<b>37</b>	<b>139</b>	<b>5</b>	<b>52</b>	<b>202</b>	<b>69</b>	<b>6</b>	<b>7</b>
<b>00-00</b>	<b>8800</b>	<b>47</b>	<b>7010</b>	<b>36</b>	<b>1074</b>	<b>40</b>	<b>141</b>	<b>5</b>	<b>69</b>	<b>267</b>	<b>97</b>	<b>7</b>	<b>7</b>

Site No. 1  
 Location Petrol Station / Hotel Access / Clonsaugh Road(S) / Clonsaugh Road(E)  
 Date 13 April 2016

Time	A to D - Petrol Station to Clonsaugh Road(E)							Veh. Total	A to C - Petrol Station to Clonsaugh Road(S)							Veh. Total
	CAR	LGV	OGV1	OGV2	PSV	M/C	P/C		CAR	LGV	OGV1	OGV2	PSV	M/C	P/C	
07:00	3	1	0	0	0	0	1	5	13	8	1	4	0	1	0	27
07:15	3	0	1	0	0	0	0	4	18	16	2	2	0	0	1	39
07:30	6	1	0	0	0	0	0	7	11	9	0	0	0	0	0	20
07:45	4	0	0	0	0	0	0	4	15	9	3	1	0	0	0	28
Hour	16	2	1	0	0	0	1	20	57	42	6	7	0	1	1	114
08:00	5	1	1	0	0	0	0	7	8	9	1	1	0	0	0	19
08:15	5	1	1	0	0	0	0	7	16	3	1	1	1	0	0	22
08:30	1	3	0	0	0	0	0	4	12	9	1	0	0	0	0	22
08:45	4	2	0	0	0	0	0	6	14	3	1	2	0	0	0	20
Hour	15	7	2	0	0	0	0	24	50	24	4	4	1	0	0	83
09:00	6	1	0	0	0	0	0	7	16	6	1	0	0	1	0	24
09:15	5	1	0	1	0	0	0	7	29	5	0	0	0	0	0	34
09:30	5	3	0	0	0	0	1	9	23	8	4	1	0	0	0	36
09:45	4	3	0	0	0	0	0	7	23	8	1	2	0	0	0	34
Hour	20	8	0	1	0	0	1	30	91	27	6	3	0	1	0	128
10:00	1	0	0	0	0	0	0	1	9	8	2	3	0	0	0	22
10:15	7	1	0	0	0	0	0	8	21	5	2	3	0	0	0	31
10:30	5	1	0	0	0	0	0	6	15	8	1	3	0	0	0	27
10:45	4	1	0	0	0	0	0	5	22	8	2	1	0	0	0	33
Hour	17	3	0	0	0	0	0	20	67	29	7	10	0	0	0	113
11:00	6	2	1	0	0	0	0	9	15	6	2	0	0	0	0	23
11:15	5	0	0	0	0	0	0	5	15	4	0	0	1	0	0	20
11:30	5	0	0	0	0	0	0	5	20	4	2	2	0	0	0	28
11:45	4	2	0	0	0	0	0	6	12	4	1	2	0	0	0	19
Hour	20	4	1	0	0	0	0	25	62	18	5	4	1	0	0	90
12:00	3	2	0	0	0	0	0	5	16	1	0	0	0	0	0	17
12:15	3	0	0	0	0	0	0	3	11	0	1	1	0	0	0	13
12:30	4	0	0	0	0	0	0	4	17	11	2	3	0	1	0	34
12:45	6	1	0	0	0	0	0	7	19	8	6	1	0	0	0	34
Hour	16	3	0	0	0	0	0	19	63	20	9	5	0	1	0	98
13:00	5	0	1	0	0	0	0	6	29	2	3	0	0	0	0	34
13:15	4	2	0	0	0	0	0	6	26	7	0	3	0	0	0	36
13:30	9	0	1	0	0	0	0	10	28	7	1	0	0	0	0	36
13:45	3	1	0	0	0	0	0	4	30	6	3	2	0	0	0	41
Hour	21	3	2	0	0	0	0	26	113	22	7	5	0	0	0	147
14:00	3	0	0	0	0	0	0	3	23	6	2	2	0	0	0	33
14:15	6	2	2	0	0	0	0	10	13	6	0	2	0	1	0	22
14:30	2	0	0	0	0	0	0	2	17	2	0	0	0	0	0	19
14:45	5	2	0	0	0	0	0	7	17	2	2	0	0	0	0	21
Hour	16	4	2	0	0	0	0	22	70	16	4	4	0	1	0	95
15:00	2	1	0	0	0	0	0	3	15	6	0	0	1	0	0	22
15:15	8	0	0	0	0	0	0	8	14	5	0	0	0	0	0	19
15:30	6	3	0	0	0	0	0	9	12	5	1	1	0	0	0	19
15:45	5	0	0	0	0	0	0	5	24	4	0	0	0	0	1	29
Hour	21	4	0	0	0	0	0	25	65	20	1	1	1	0	1	89
16:00	4	0	0	0	0	0	0	4	15	6	0	0	0	0	0	21
16:15	11	0	0	0	0	0	0	11	18	2	1	3	0	0	0	24
16:30	7	1	0	0	0	0	0	8	17	5	1	1	0	0	0	24
16:45	14	1	0	0	0	0	0	15	14	10	0	0	0	0	0	24
Hour	36	2	0	0	0	0	0	38	64	23	2	4	0	0	0	93
17:00	8	0	0	0	0	1	0	9	20	6	0	1	0	2	0	29
17:15	5	1	0	0	0	0	0	6	14	4	1	1	0	0	0	20
17:30	11	2	0	0	0	0	0	13	16	0	0	1	0	0	0	17
17:45	7	3	0	0	0	0	0	10	19	1	0	3	0	0	0	23
Hour	31	6	0	0	0	1	0	38	69	11	1	6	0	2	0	89
18:00	12	0	0	0	0	0	0	12	36	7	1	6	0	0	0	50
18:15	7	1	0	0	0	0	0	8	18	3	1	4	0	0	0	26
18:30	6	0	0	0	0	0	0	6	20	3	1	3	0	0	1	28
18:45	10	0	0	0	0	0	0	10	17	2	0	1	0	0	0	20
Hour	35	1	0	0	0	0	0	36	91	15	3	14	0	0	1	124
Total	264	47	8	1	0	1	2	323	862	267	55	67	3	6	3	1263

Site No. 1  
 Location Petrol Station / Hotel Access / Clonshaugh Road(S) / Clonshaugh Road(E)  
 Date 13 April 2016

Time	A to B - Petrol Station to Hotel Access							Veh. Total	A to A - Petrol Station to Petrol Station							Veh. Total
	CAR	LGV	OGV1	OGV2	PSV	M/C	P/C		CAR	LGV	OGV1	OGV2	PSV	M/C	P/C	
07:00	1	0	0	0	0	0	0	1	0	0	0	0	0	0	0	0
07:15	0	0	0	0	0	0	0	0	0	0	0	0	0	0	0	0
07:30	0	0	0	0	0	0	0	0	0	0	0	0	0	0	0	0
07:45	1	0	0	0	0	0	0	1	0	0	0	0	0	0	0	0
Hour	2	0	0	0	0	0	0	2	0	0	0	0	0	0	0	0
08:00	2	0	0	0	0	0	0	2	0	0	0	0	0	0	0	0
08:15	0	0	0	0	1	0	0	1	0	0	0	0	0	0	0	0
08:30	0	0	0	0	0	0	0	0	0	0	0	0	0	0	0	0
08:45	1	0	0	0	0	0	0	1	0	0	0	0	0	0	0	0
Hour	3	0	0	0	1	0	0	4	0	0	0	0	0	0	0	0
09:00	0	0	0	0	0	0	0	0	0	0	0	0	0	0	0	0
09:15	0	0	0	0	0	0	0	0	0	0	0	0	0	0	0	0
09:30	1	0	0	0	0	0	0	1	1	0	0	0	0	0	0	1
09:45	0	0	0	0	0	0	0	0	0	0	0	0	0	0	0	0
Hour	1	0	0	0	0	0	0	1	1	0	0	0	0	0	0	1
10:00	1	0	0	0	0	0	0	1	0	0	0	0	0	0	0	0
10:15	1	1	0	0	0	0	0	2	0	0	0	0	0	0	0	0
10:30	0	0	0	0	0	0	0	0	0	0	0	0	0	0	0	0
10:45	0	0	0	0	0	0	0	0	0	0	0	0	0	0	0	0
Hour	2	1	0	0	0	0	0	3	0	0	0	0	0	0	0	0
11:00	0	0	0	0	0	0	0	0	0	0	0	0	0	0	0	0
11:15	0	0	0	0	0	0	0	0	0	0	0	0	0	0	0	0
11:30	3	0	0	0	0	0	0	3	0	0	0	0	0	0	0	0
11:45	1	0	0	0	0	0	0	1	0	0	0	0	0	0	0	0
Hour	4	0	0	0	0	0	0	4	0	0	0	0	0	0	0	0
12:00	0	0	0	0	0	0	0	0	0	0	0	0	0	0	0	0
12:15	2	0	0	0	0	0	0	2	0	0	0	0	0	0	0	0
12:30	1	0	0	0	0	0	0	1	0	0	0	0	0	0	0	0
12:45	2	1	0	0	0	0	0	3	1	0	0	0	0	0	0	1
Hour	5	1	0	0	0	0	0	6	1	0	0	0	0	0	0	1
13:00	0	0	0	0	0	0	0	0	0	0	0	0	0	0	0	0
13:15	0	0	0	0	0	0	0	0	0	0	0	0	0	0	0	0
13:30	0	0	0	0	0	0	0	0	0	0	0	0	0	0	0	0
13:45	1	0	0	0	0	0	0	1	0	0	0	0	0	0	0	0
Hour	1	0	0	0	0	0	0	1	0	0	0	0	0	0	0	0
14:00	0	0	0	0	0	0	0	0	0	0	0	0	0	0	0	0
14:15	0	0	0	0	0	0	0	0	0	0	0	0	0	0	0	0
14:30	1	0	0	0	0	0	0	1	0	0	0	0	0	0	0	0
14:45	0	0	0	0	0	0	0	0	0	0	0	0	0	0	0	0
Hour	1	0	0	0	0	0	0	1	0	0	0	0	0	0	0	0
15:00	0	0	0	0	0	0	0	0	0	0	0	0	0	0	0	0
15:15	0	0	0	0	0	0	0	0	0	0	0	0	0	0	0	0
15:30	0	0	0	0	0	0	0	0	0	0	0	0	0	0	0	0
15:45	0	0	0	0	0	0	0	0	0	0	0	0	0	0	0	0
Hour	0	0	0	0	0	0	0	0	0	0	0	0	0	0	0	0
16:00	2	0	0	0	0	0	0	2	0	0	0	0	0	0	0	0
16:15	0	0	0	0	0	0	0	0	0	0	0	0	0	0	0	0
16:30	1	0	0	0	0	0	0	1	0	0	0	0	0	0	0	0
16:45	0	0	0	0	0	0	0	0	0	1	0	0	0	0	0	1
Hour	3	0	0	0	0	0	0	3	0	1	0	0	0	0	0	1
17:00	0	0	0	0	0	0	0	0	0	0	0	0	0	0	0	0
17:15	0	0	0	0	0	0	0	0	0	0	0	0	0	0	0	0
17:30	0	0	0	0	0	0	0	0	0	0	0	0	0	0	0	0
17:45	3	0	0	0	0	0	0	3	0	0	0	0	0	0	0	0
Hour	3	0	0	0	0	0	0	3	0	0	0	0	0	0	0	0
18:00	0	0	0	0	0	0	0	0	0	0	0	0	0	0	0	0
18:15	0	0	0	0	0	0	0	0	0	0	0	0	0	0	0	0
18:30	1	0	0	0	0	0	0	1	0	0	0	0	0	0	0	0
18:45	1	0	0	0	0	0	0	1	0	0	0	0	0	0	0	0
Hour	2	0	0	0	0	0	0	2	0	0	0	0	0	0	0	0
Total	27	2	0	0	1	0	0	30	2	1	0	0	0	0	0	3

Site No. 1  
 Location Petrol Station / Hotel Access / Clonshaugh Road(S) / Clonshaugh Road(E)  
 Date 13 April 2016

Time	B to A - Hotel Access to Petrol Station							Veh. Total	B to D - Hotel Access to Clonshaugh Road(E)							Veh. Total	
	CAR	LGV	OGV1	OGV2	PSV	M/C	P/C		CAR	LGV	OGV1	OGV2	PSV	M/C	P/C		
07:00	0	0	0	0	0	0	0	0	0	0	0	0	0	0	0	0	0
07:15	0	0	0	0	0	0	0	0	2	0	0	0	1	0	0	0	3
07:30	0	1	0	0	0	0	0	1	1	0	0	0	0	0	0	0	1
07:45	1	0	0	0	0	0	0	1	0	0	0	0	0	0	0	0	0
Hour	1	1	0	0	0	0	0	2	3	0	0	0	1	0	0	0	4
08:00	0	0	0	0	0	0	0	0	4	0	0	0	1	0	0	0	5
08:15	3	0	0	0	1	0	0	4	1	0	0	0	0	0	0	0	1
08:30	1	1	0	0	0	0	0	2	2	0	0	0	0	0	0	0	2
08:45	1	0	0	0	0	0	0	1	0	0	0	0	1	0	0	0	1
Hour	5	1	0	0	1	0	0	7	7	0	0	0	2	0	0	0	9
09:00	3	1	1	0	0	1	0	6	6	0	0	0	0	0	0	0	6
09:15	1	0	0	0	0	0	0	1	0	0	0	0	0	0	0	0	0
09:30	3	0	0	0	0	0	0	3	4	2	0	0	0	0	0	0	6
09:45	0	1	0	0	0	0	0	1	3	0	0	0	0	0	0	0	3
Hour	7	2	1	0	0	1	0	11	13	2	0	0	0	0	0	0	15
10:00	1	1	0	0	0	0	0	2	0	0	0	0	0	0	0	0	0
10:15	0	0	0	0	0	0	0	0	1	0	0	0	0	0	0	0	1
10:30	0	1	0	0	0	0	0	1	1	0	0	0	0	0	0	0	1
10:45	2	0	0	0	0	0	0	2	0	0	0	0	0	0	0	0	0
Hour	3	2	0	0	0	0	0	5	2	0	0	0	0	0	0	0	2
11:00	3	0	0	0	0	0	0	3	1	1	0	0	0	0	0	0	2
11:15	1	0	0	0	0	0	0	1	2	0	0	0	0	0	0	0	2
11:30	0	0	0	0	0	0	0	0	2	0	0	0	0	0	0	0	2
11:45	2	0	0	0	0	0	0	2	0	0	0	0	0	0	0	0	0
Hour	6	0	0	0	0	0	0	6	5	1	0	0	0	0	0	0	6
12:00	1	0	0	0	0	0	0	1	0	0	0	0	0	0	0	0	0
12:15	1	0	0	0	0	0	0	1	0	0	0	0	0	0	0	0	0
12:30	4	2	0	0	0	0	0	6	0	0	0	0	0	0	0	0	0
12:45	2	0	0	0	0	0	0	2	0	0	0	0	0	0	0	0	0
Hour	8	2	0	0	0	0	0	10	0	0	0	0	0	0	0	0	0
13:00	2	1	0	1	0	0	0	4	3	0	0	0	0	0	0	0	3
13:15	0	0	0	0	0	0	0	0	2	0	0	0	0	0	0	0	2
13:30	5	0	1	0	0	0	0	6	0	0	0	0	0	0	0	0	0
13:45	2	1	0	0	0	0	0	3	1	0	0	0	0	0	0	0	1
Hour	9	2	1	1	0	0	0	13	6	0	0	0	0	0	0	0	6
14:00	2	0	0	0	0	0	0	2	2	0	0	0	0	0	0	0	2
14:15	0	0	0	0	0	0	0	0	3	0	0	0	0	0	0	0	3
14:30	0	0	0	0	0	0	0	0	2	1	0	0	0	0	0	0	3
14:45	0	0	0	0	1	0	0	1	1	0	0	0	0	0	0	0	1
Hour	2	0	0	0	1	0	0	3	8	1	0	0	0	0	0	0	9
15:00	0	0	0	0	0	0	0	0	2	0	0	0	0	0	0	0	2
15:15	1	0	0	0	0	0	0	1	1	0	0	0	0	0	0	0	1
15:30	2	0	0	0	0	0	0	2	2	0	0	0	0	0	0	0	2
15:45	2	0	0	0	0	0	0	2	0	0	0	0	0	0	0	0	0
Hour	5	0	0	0	0	0	0	5	5	0	0	0	0	0	0	0	5
16:00	1	0	0	0	0	0	0	1	7	0	0	0	0	0	0	0	7
16:15	2	0	0	0	0	0	0	2	4	0	0	0	0	0	0	0	4
16:30	0	0	0	0	0	0	0	0	3	0	0	0	0	0	0	0	3
16:45	1	0	0	0	0	0	0	1	4	0	0	0	0	0	0	0	4
Hour	4	0	0	0	0	0	0	4	18	0	0	0	0	0	0	0	18
17:00	2	0	0	0	0	0	0	2	1	0	0	0	0	0	0	0	1
17:15	2	0	0	0	0	0	0	2	2	0	0	0	0	0	0	0	2
17:30	0	0	0	0	0	0	0	0	1	0	0	0	0	0	0	0	1
17:45	2	0	0	0	0	0	0	2	0	1	0	0	0	0	0	0	1
Hour	6	0	0	0	0	0	0	6	4	1	0	0	0	0	0	0	5
18:00	0	0	0	0	0	0	0	0	1	0	0	0	0	0	0	0	1
18:15	0	0	0	0	0	0	0	0	1	0	0	0	0	0	0	0	1
18:30	0	0	0	0	0	0	0	0	1	0	0	0	0	0	0	0	1
18:45	2	0	0	0	0	0	0	2	3	0	0	0	0	0	0	0	3
Hour	2	0	0	0	0	0	0	2	6	0	0	0	0	0	0	0	6
Total	58	10	2	1	2	1	0	74	77	5	0	0	3	0	0	0	85

Site No. 1  
 Location Petrol Station / Hotel Access / Clonshaugh Road(S) / Clonshaugh Road(E)  
 Date 13 April 2016

Time	B to C - Hotel Access to Clonshaugh Road(S)							Veh. Total	B to B - Hotel Access to Hotel Access							Veh. Total
	CAR	LGV	OGV1	OGV2	PSV	M/C	P/C		CAR	LGV	OGV1	OGV2	PSV	M/C	P/C	
07:00	2	3	0	0	1	0	0	6	0	0	0	0	0	0	0	0
07:15	3	1	0	0	0	0	0	4	0	0	0	0	0	0	0	0
07:30	5	0	0	1	1	0	0	7	0	0	0	0	0	0	0	0
07:45	7	3	0	0	0	0	0	10	0	0	0	0	0	0	0	0
Hour	17	7	0	1	2	0	0	27	0	0	0	0	0	0	0	0
08:00	8	0	0	0	0	0	0	8	0	0	0	0	0	0	0	0
08:15	11	1	0	0	0	0	0	12	0	0	0	0	0	0	0	0
08:30	14	1	0	0	2	0	0	17	0	0	0	0	0	0	0	0
08:45	9	2	0	0	0	0	0	11	0	0	0	0	0	0	0	0
Hour	42	4	0	0	2	0	0	48	0	0	0	0	0	0	0	0
09:00	17	1	1	0	0	0	0	19	0	0	0	0	0	0	0	0
09:15	7	0	0	0	1	0	0	8	0	0	0	0	0	0	0	0
09:30	13	0	0	0	1	0	0	14	0	0	0	0	0	0	0	0
09:45	11	1	0	0	1	0	0	13	0	0	0	0	0	0	0	0
Hour	48	2	1	0	3	0	0	54	0	0	0	0	0	0	0	0
10:00	13	2	0	0	1	0	0	16	0	0	0	0	0	0	0	0
10:15	10	1	1	0	1	0	0	13	0	0	0	0	0	0	0	0
10:30	1	0	0	0	0	0	0	1	0	0	0	0	0	0	0	0
10:45	9	2	0	0	1	0	0	12	0	0	0	0	0	0	0	0
Hour	33	5	1	0	3	0	0	42	0	0	0	0	0	0	0	0
11:00	4	3	0	0	0	0	0	7	0	0	0	0	0	0	0	0
11:15	2	2	0	1	0	0	0	5	0	0	0	0	0	0	0	0
11:30	4	0	0	0	0	0	0	4	0	0	0	0	0	0	0	0
11:45	5	0	0	0	1	0	0	6	0	0	0	0	0	0	0	0
Hour	15	5	0	1	1	0	0	22	0	0	0	0	0	0	0	0
12:00	8	3	0	0	0	0	0	11	0	0	0	0	0	0	0	0
12:15	7	0	0	0	1	0	0	8	1	0	0	0	0	0	0	1
12:30	10	2	0	0	0	0	0	12	0	0	0	0	0	0	0	0
12:45	9	1	0	0	0	0	0	10	0	0	0	0	0	0	0	0
Hour	34	6	0	0	1	0	0	41	1	0	0	0	0	0	0	1
13:00	9	2	0	0	1	0	0	12	0	0	0	0	0	0	0	0
13:15	12	4	0	0	0	0	0	16	0	0	0	0	0	0	0	0
13:30	12	1	0	0	0	0	2	15	0	0	0	0	0	0	0	0
13:45	16	1	0	0	1	0	0	18	0	0	0	0	0	0	0	0
Hour	49	8	0	0	2	0	2	61	0	0	0	0	0	0	0	0
14:00	10	1	1	0	0	0	1	13	0	0	0	0	0	0	0	0
14:15	8	2	0	0	0	1	0	11	0	0	0	0	0	0	0	0
14:30	9	1	0	0	1	0	0	11	0	0	0	0	0	0	0	0
14:45	12	0	0	0	0	0	0	12	0	0	0	0	0	0	0	0
Hour	39	4	1	0	1	1	1	47	0	0	0	0	0	0	0	0
15:00	13	1	0	0	0	0	0	14	0	0	0	0	0	0	0	0
15:15	8	1	1	0	1	0	0	11	1	0	0	0	0	0	0	1
15:30	13	1	0	0	0	0	0	14	0	0	0	0	0	0	0	0
15:45	21	2	0	0	0	0	1	24	0	0	0	0	0	0	0	0
Hour	55	5	1	0	1	0	1	63	1	0	0	0	0	0	0	1
16:00	14	1	0	0	1	0	0	16	0	0	0	0	0	0	0	0
16:15	10	1	0	0	0	0	0	11	0	0	0	0	0	0	0	0
16:30	12	1	0	0	0	0	0	13	1	0	0	0	0	0	0	1
16:45	11	0	0	0	1	0	0	12	0	0	0	0	0	0	0	0
Hour	47	3	0	0	2	0	0	52	1	0	0	0	0	0	0	1
17:00	12	0	0	0	0	0	0	12	0	0	0	0	0	0	0	0
17:15	8	1	0	0	1	0	0	10	0	0	0	0	0	0	0	0
17:30	9	0	0	0	0	0	0	9	0	0	0	0	0	0	0	0
17:45	6	1	0	0	0	1	0	8	0	0	0	0	0	0	0	0
Hour	35	2	0	0	1	1	0	39	0	0	0	0	0	0	0	0
18:00	8	0	0	0	0	0	0	8	0	0	0	0	0	0	0	0
18:15	9	0	0	0	1	0	0	10	0	0	0	0	0	0	0	0
18:30	10	0	0	0	1	0	0	11	0	0	0	0	0	0	0	0
18:45	14	3	0	0	0	0	0	17	0	0	0	0	0	0	0	0
Hour	41	3	0	0	2	0	0	46	0	0	0	0	0	0	0	0
Total	455	54	4	2	21	2	4	542	3	0	0	0	0	0	0	3

Site No. 1  
 Location Petrol Station / Hotel Access / Clonshaugh Road(S) / Clonshaugh Road(E)  
 Date 13 April 2016

Time	C to B - Clonshaugh Road(S) to Hotel Access							Veh. Total	C to A - Clonshaugh Road(S) to Petrol Station							Veh. Total
	CAR	LGV	OGV1	OGV2	PSV	M/C	P/C		CAR	LGV	OGV1	OGV2	PSV	M/C	P/C	
07:00	9	2	0	0	1	0	0	12	17	16	3	2	0	0	1	39
07:15	7	2	0	1	0	0	0	10	21	10	0	0	0	0	0	31
07:30	13	2	1	0	1	0	0	17	15	10	2	1	0	0	0	28
07:45	14	2	0	0	1	0	0	17	12	3	2	1	0	0	0	18
Hour	43	8	1	1	3	0	0	56	65	39	7	4	0	0	1	116
08:00	10	0	0	0	0	0	0	10	14	7	1	1	0	0	1	24
08:15	7	1	0	0	1	0	0	9	13	8	1	1	1	0	0	24
08:30	8	1	0	0	0	0	0	9	10	4	1	0	0	0	0	15
08:45	15	1	1	0	0	0	0	17	17	8	1	1	0	0	0	27
Hour	40	3	1	0	1	0	0	45	54	27	4	3	1	0	1	90
09:00	8	0	0	0	1	1	0	10	20	6	2	1	0	0	0	29
09:15	15	0	0	0	1	0	0	16	27	8	3	3	0	0	0	41
09:30	10	2	0	0	0	0	0	12	24	10	1	1	0	0	1	37
09:45	13	3	1	0	1	0	0	18	10	8	0	2	0	0	0	20
Hour	46	5	1	0	3	1	0	56	81	32	6	7	0	0	1	127
10:00	5	4	0	0	1	0	0	10	19	4	2	4	0	0	0	29
10:15	8	0	0	0	1	0	0	9	17	6	1	2	1	0	0	27
10:30	6	0	0	0	0	0	0	6	22	6	1	0	0	0	0	29
10:45	7	0	0	0	1	0	0	8	8	5	2	0	0	0	0	15
Hour	26	4	0	0	3	0	0	33	66	21	6	6	1	0	0	100
11:00	5	1	0	0	1	0	0	7	17	4	2	1	0	0	0	24
11:15	4	1	0	0	0	0	0	5	19	4	0	1	0	0	0	24
11:30	4	0	0	0	1	0	0	5	9	6	1	2	0	0	0	18
11:45	2	2	0	0	0	0	0	4	16	2	2	0	0	0	0	20
Hour	15	4	0	0	2	0	0	21	61	16	5	4	0	0	0	86
12:00	5	0	0	0	1	0	0	6	15	5	1	1	0	1	0	23
12:15	6	4	0	0	0	0	0	10	12	10	3	3	0	0	0	28
12:30	10	1	0	0	0	0	0	11	20	6	4	1	0	0	0	31
12:45	10	0	0	0	1	0	0	11	27	2	1	1	0	0	1	32
Hour	31	5	0	0	2	0	0	38	74	23	9	6	0	1	1	114
13:00	14	4	0	1	0	0	0	19	28	7	3	0	0	0	0	38
13:15	8	2	1	0	0	0	0	11	25	7	1	2	0	0	0	35
13:30	16	1	0	0	0	0	0	17	28	4	2	1	0	0	0	35
13:45	17	1	1	0	1	0	0	20	26	5	1	1	0	0	0	33
Hour	55	8	2	1	1	0	0	67	107	23	7	4	0	0	0	141
14:00	10	1	0	0	0	0	0	11	21	7	1	1	0	0	0	30
14:15	12	1	0	0	1	0	1	15	10	1	3	0	0	1	0	15
14:30	10	1	0	0	1	0	0	12	15	4	1	0	0	0	0	20
14:45	15	2	0	0	0	0	0	17	12	6	0	0	0	0	0	18
Hour	47	5	0	0	2	0	1	55	58	18	5	1	0	1	0	83
15:00	8	1	1	0	1	0	0	11	12	5	0	0	0	0	0	17
15:15	14	0	0	0	0	0	0	14	23	8	0	1	0	0	0	32
15:30	9	3	0	0	0	0	0	12	21	7	0	0	0	0	0	28
15:45	13	2	0	0	1	0	0	16	13	6	0	0	0	1	0	20
Hour	44	6	1	0	2	0	0	53	69	26	0	1	0	1	0	97
16:00	10	1	0	0	0	0	0	11	16	5	1	3	0	0	0	25
16:15	14	1	0	0	0	0	0	15	21	4	1	1	0	0	0	27
16:30	13	1	0	0	1	0	0	15	19	5	0	0	0	0	1	25
16:45	14	1	0	0	0	0	0	15	19	8	0	0	0	1	0	28
Hour	51	4	0	0	1	0	0	56	75	22	2	4	0	1	1	105
17:00	10	2	0	0	0	0	0	12	17	5	0	2	0	2	0	26
17:15	8	0	0	0	1	0	0	9	18	3	0	2	0	0	0	23
17:30	10	0	0	0	0	0	0	10	20	2	0	3	0	0	0	25
17:45	13	1	0	0	2	0	0	16	20	4	0	4	0	0	1	29
Hour	41	3	0	0	3	0	0	47	75	14	0	11	0	2	1	103
18:00	9	0	0	0	0	0	0	9	24	6	1	6	0	0	0	37
18:15	20	2	0	0	0	0	0	22	20	1	0	2	0	0	0	23
18:30	9	0	0	0	1	0	0	10	26	4	2	0	0	0	0	32
18:45	16	0	0	0	0	0	0	16	17	2	0	0	0	0	0	19
Hour	54	2	0	0	1	0	0	57	87	13	3	8	0	0	0	111
Total	493	57	6	2	24	1	1	584	872	274	54	59	2	6	6	1273



Site No. 1  
 Location Petrol Station / Hotel Access / Clonshaugh Road(S) / Clonshaugh Road(E)  
 Date 13 April 2016

Time	C to D - Clonshaugh Road(S) to Clonshaugh Road(E)							Veh. Total	C to C - Clonshaugh Road(S) to Clonshaugh Road(S)							Veh. Total
	CAR	LGV	OGV1	OGV2	PSV	M/C	P/C		CAR	LGV	OGV1	OGV2	PSV	M/C	P/C	
07:00	8	6	0	0	0	0	0	14	1	0	0	0	0	0	0	1
07:15	21	3	0	0	0	0	0	24	1	1	0	0	0	0	0	2
07:30	28	8	0	0	0	0	1	37	1	0	0	0	0	0	0	1
07:45	26	10	1	0	0	0	0	37	0	0	0	0	0	0	0	0
Hour	83	27	1	0	0	0	1	112	3	1	0	0	0	0	0	4
08:00	22	3	0	0	0	0	0	25	0	0	0	0	0	0	0	0
08:15	37	5	1	0	0	0	2	45	0	0	0	0	0	0	0	0
08:30	36	6	0	0	0	0	0	42	0	0	0	0	0	0	0	0
08:45	31	7	1	0	0	0	0	39	1	0	0	0	0	0	0	1
Hour	126	21	2	0	0	0	2	151	1	0	0	0	0	0	0	1
09:00	41	2	0	0	0	0	1	44	0	0	0	0	0	0	0	0
09:15	29	11	1	1	0	0	0	42	1	0	1	0	0	0	0	2
09:30	22	7	2	0	0	1	0	32	0	2	0	0	0	0	0	2
09:45	29	3	1	0	0	2	0	35	2	0	0	0	0	0	0	2
Hour	121	23	4	1	0	3	1	153	3	2	1	0	0	0	0	6
10:00	28	6	1	0	0	0	0	35	0	0	0	0	0	0	0	0
10:15	33	9	0	0	0	0	0	42	0	0	0	0	0	0	0	0
10:30	32	7	1	2	0	0	0	42	0	1	0	0	0	0	0	1
10:45	28	6	2	0	0	0	0	36	1	0	0	0	0	0	0	1
Hour	121	28	4	2	0	0	0	155	1	1	0	0	0	0	0	2
11:00	32	4	1	0	0	0	0	37	0	0	0	0	0	0	0	0
11:15	33	6	0	1	0	0	0	40	0	0	0	0	0	0	0	0
11:30	26	6	2	0	0	0	0	34	1	0	0	0	0	0	0	1
11:45	29	7	0	0	0	1	0	37	1	0	0	0	0	0	0	1
Hour	120	23	3	1	0	1	0	148	2	0	0	0	0	0	0	2
12:00	38	5	2	1	0	1	1	48	2	0	0	0	0	0	0	2
12:15	45	6	4	0	0	0	0	55	0	0	0	0	0	0	0	0
12:30	32	9	1	1	0	1	0	44	3	0	0	0	0	0	0	3
12:45	35	7	1	0	0	0	0	43	2	0	0	0	0	0	0	2
Hour	150	27	8	2	0	2	1	190	7	0	0	0	0	0	0	7
13:00	42	4	2	0	0	1	0	49	2	0	0	1	0	0	0	3
13:15	40	7	1	0	0	0	0	48	0	0	0	0	0	0	0	0
13:30	45	10	1	0	0	0	1	57	0	0	0	0	0	0	0	0
13:45	28	6	1	0	0	0	1	36	0	0	0	0	0	0	0	0
Hour	155	27	5	0	0	1	2	190	2	0	0	1	0	0	0	3
14:00	48	9	1	0	0	1	0	59	1	0	0	0	0	0	0	1
14:15	49	11	0	0	0	1	0	61	0	0	0	0	0	0	0	0
14:30	49	5	3	0	0	0	1	58	1	0	0	0	0	0	0	1
14:45	36	6	0	0	0	0	0	42	2	1	0	0	0	0	0	3
Hour	182	31	4	0	0	2	1	220	4	1	0	0	0	0	0	5
15:00	48	11	0	0	0	0	1	60	2	1	0	0	0	0	0	3
15:15	62	5	2	0	0	1	0	70	0	0	0	0	1	0	0	1
15:30	48	9	1	0	0	2	0	60	1	1	0	0	0	0	0	2
15:45	45	9	1	0	0	1	1	57	2	0	0	0	0	0	0	2
Hour	203	34	4	0	0	4	2	247	5	2	0	0	1	0	0	8
16:00	53	9	0	0	0	0	0	62	3	0	0	0	0	0	0	3
16:15	64	11	1	0	0	0	2	78	1	0	0	0	0	0	0	1
16:30	64	10	0	0	0	1	0	75	0	0	1	0	0	0	0	1
16:45	76	9	0	0	0	0	2	87	1	0	0	0	0	0	0	1
Hour	257	39	1	0	0	1	4	302	5	0	1	0	0	0	0	6
17:00	79	11	1	0	0	2	1	94	1	0	0	0	0	0	0	1
17:15	88	12	1	0	0	0	0	101	1	1	0	0	0	0	0	2
17:30	74	10	2	0	0	0	0	86	3	0	0	0	0	1	0	4
17:45	65	4	1	0	0	1	0	71	2	1	0	0	0	0	0	3
Hour	306	37	5	0	0	3	1	352	7	2	0	0	0	1	0	10
18:00	70	6	0	0	0	0	0	76	1	0	0	0	0	0	0	1
18:15	70	8	0	0	0	1	0	79	3	0	0	0	0	0	0	3
18:30	48	9	1	0	0	0	0	58	1	0	0	0	0	0	0	1
18:45	38	3	0	0	0	0	0	41	3	0	0	0	0	0	0	3
Hour	226	26	1	0	0	1	0	254	8	0	0	0	0	0	0	8
Total	2050	343	42	6	0	18	15	2474	48	9	2	1	1	1	0	62

Site No. 1  
 Location Petrol Station / Hotel Access / Clonshaugh Road(S) / Clonshaugh Road(E)  
 Date 13 April 2016

Time	D to C - Clonshaugh Road(E) to Clonshaugh Road(S)							Veh. Total	D to B - Clonshaugh Road(E) to Hotel Access							Veh. Total
	CAR	LGV	OGV1	OGV2	PSV	M/C	P/C		CAR	LGV	OGV1	OGV2	PSV	M/C	P/C	
07:00	39	6	1	0	0	0	1	47	1	0	0	0	0	0	0	1
07:15	58	7	1	0	0	0	0	66	0	0	0	0	0	0	0	0
07:30	53	3	3	1	0	0	1	61	1	1	0	0	0	0	0	2
07:45	81	6	1	0	0	1	0	89	4	0	0	0	0	0	0	4
Hour	231	22	6	1	0	1	2	263	6	1	0	0	0	0	0	7
08:00	55	7	0	0	0	0	1	63	4	0	0	0	0	0	0	4
08:15	75	4	0	0	0	0	1	80	0	1	0	0	0	0	0	1
08:30	74	6	5	0	0	1	0	86	1	1	0	0	0	0	0	2
08:45	84	7	0	0	0	1	1	93	1	0	0	0	0	0	0	1
Hour	288	24	5	0	0	2	3	322	6	2	0	0	0	0	0	8
09:00	67	11	1	0	0	0	0	79	3	0	0	0	0	0	0	3
09:15	78	10	0	0	0	0	0	88	0	0	0	0	0	0	0	0
09:30	56	9	1	0	0	0	0	66	5	1	0	0	0	0	0	6
09:45	46	11	2	0	0	0	0	59	1	0	0	0	0	0	0	1
Hour	247	41	4	0	0	0	0	292	9	1	0	0	0	0	0	10
10:00	45	9	1	1	0	0	1	57	0	0	0	0	0	0	0	0
10:15	27	5	3	2	0	0	1	38	2	0	0	0	0	0	0	2
10:30	38	11	1	0	0	0	0	50	1	0	0	0	0	0	0	1
10:45	33	4	2	0	0	0	0	39	1	1	0	0	0	0	0	2
Hour	143	29	7	3	0	0	2	184	4	1	0	0	0	0	0	5
11:00	42	7	1	1	0	0	0	51	0	0	0	0	0	0	0	0
11:15	32	9	0	0	0	0	0	41	1	0	0	0	0	0	0	1
11:30	27	6	1	0	0	0	0	34	0	0	0	0	0	0	0	0
11:45	36	6	2	0	0	0	0	44	2	0	0	0	0	0	0	2
Hour	137	28	4	1	0	0	0	170	3	0	0	0	0	0	0	3
12:00	41	7	1	1	0	0	0	50	1	1	0	0	0	0	0	2
12:15	43	7	0	0	0	1	0	51	1	0	0	0	0	0	0	1
12:30	34	3	0	0	0	0	0	37	2	0	0	0	0	0	0	2
12:45	45	4	0	1	0	0	0	50	0	0	0	0	0	0	0	0
Hour	163	21	1	2	0	1	0	188	4	1	0	0	0	0	0	5
13:00	62	7	2	1	0	0	0	72	0	0	0	0	0	0	0	0
13:15	50	2	3	0	0	1	0	56	1	0	0	0	0	0	0	1
13:30	52	9	1	0	0	0	0	62	1	1	0	0	0	0	0	2
13:45	41	9	2	1	0	0	0	53	1	0	0	0	0	0	0	1
Hour	205	27	8	2	0	1	0	243	3	1	0	0	0	0	0	4
14:00	52	4	0	0	0	0	0	56	1	0	0	0	0	0	0	1
14:15	48	7	2	0	0	2	0	59	1	0	0	0	0	0	0	1
14:30	33	6	1	0	0	0	0	40	0	0	0	0	0	0	0	0
14:45	40	8	0	0	0	0	0	48	1	0	0	0	0	0	0	1
Hour	173	25	3	0	0	2	0	203	3	0	0	0	0	0	0	3
15:00	28	8	1	0	0	0	0	37	2	0	0	0	0	0	0	2
15:15	29	5	3	0	0	0	0	37	1	0	0	0	0	0	0	1
15:30	47	12	1	0	0	0	2	62	2	0	0	0	0	0	0	2
15:45	44	13	1	0	0	0	0	58	3	1	0	0	0	0	0	4
Hour	148	38	6	0	0	0	2	194	8	1	0	0	0	0	0	9
16:00	44	9	1	1	0	1	0	56	3	0	0	0	0	0	0	3
16:15	59	11	3	0	0	1	0	74	2	0	0	0	0	0	0	2
16:30	39	17	1	0	0	0	0	57	2	0	0	0	0	0	0	2
16:45	49	4	0	0	0	0	0	53	3	0	0	0	0	0	0	3
Hour	191	41	5	1	0	2	0	240	10	0	0	0	0	0	0	10
17:00	60	8	0	0	0	1	0	69	0	0	0	0	0	0	0	0
17:15	57	5	0	0	0	1	1	64	1	2	0	0	0	0	0	3
17:30	38	1	0	0	0	0	1	40	1	0	0	0	0	0	0	1
17:45	50	4	1	0	0	0	0	55	1	0	0	0	0	0	0	1
Hour	205	18	1	0	0	2	2	228	3	2	0	0	0	0	0	5
18:00	48	4	0	0	0	0	2	54	0	0	0	0	0	0	0	0
18:15	40	2	0	0	0	0	1	43	3	0	0	0	0	0	0	3
18:30	51	6	0	0	0	0	1	58	1	0	0	0	0	0	0	1
18:45	51	4	0	0	0	0	1	56	2	0	0	0	0	0	0	2
Hour	190	16	0	0	0	0	5	211	6	0	0	0	0	0	0	6
Total	2321	330	50	10	0	11	16	2738	65	10	0	0	0	0	0	75

Site No. 1  
 Location Petrol Station / Hotel Access / Clonshaugh Road(S) / Clonshaugh Road(E)  
 Date 13 April 2016

Time	D to A - Clonshaugh Road(E) to Petrol Station							Veh. Total	D to D - Clonshaugh Road(E) to Clonshaugh Road(E)							Veh. Total
	CAR	LGV	OGV1	OGV2	PSV	M/C	P/C		CAR	LGV	OGV1	OGV2	PSV	M/C	P/C	
07:00	1	2	0	0	0	0	0	3	0	0	0	0	0	0	0	0
07:15	5	0	0	0	0	0	0	5	0	0	0	0	0	0	0	0
07:30	1	3	2	0	0	0	0	6	0	0	0	0	0	0	0	0
07:45	1	1	0	0	0	0	0	2	0	0	0	0	0	0	0	0
Hour	8	6	2	0	0	0	0	16	0	0	0	0	0	0	0	0
08:00	2	0	0	0	0	0	0	2	0	0	0	0	0	0	0	0
08:15	4	3	0	0	0	0	0	7	0	0	0	0	0	0	0	0
08:30	5	3	0	0	0	0	0	8	0	0	0	0	0	0	0	0
08:45	2	1	0	0	0	0	0	3	0	0	1	0	0	0	0	1
Hour	13	7	0	0	0	0	0	20	0	0	1	0	0	0	0	1
09:00	4	0	0	0	0	0	0	4	0	0	0	0	0	0	0	0
09:15	4	0	0	0	0	0	0	4	0	0	0	0	0	0	0	0
09:30	5	1	0	0	0	0	0	6	0	0	0	0	0	0	0	0
09:45	6	1	0	0	0	0	0	7	0	0	0	0	0	0	0	0
Hour	19	2	0	0	0	0	0	21	0	0	0	0	0	0	0	0
10:00	3	0	1	0	0	0	0	4	0	0	0	0	0	0	0	0
10:15	2	1	1	0	0	0	0	4	0	0	0	0	0	0	0	0
10:30	2	1	0	0	0	0	0	3	0	0	0	0	0	0	0	0
10:45	4	0	0	0	0	0	0	4	0	0	0	0	0	0	0	0
Hour	11	2	2	0	0	0	0	15	0	0	0	0	0	0	0	0
11:00	3	1	0	0	0	0	0	4	0	0	0	0	0	0	0	0
11:15	2	1	1	0	0	0	0	4	0	0	0	0	0	0	0	0
11:30	3	2	0	0	0	0	0	5	0	0	0	0	0	0	0	0
11:45	3	2	0	0	0	0	0	5	0	0	0	0	0	0	0	0
Hour	11	6	1	0	0	0	0	18	0	0	0	0	0	0	0	0
12:00	1	1	0	0	0	0	0	2	0	0	1	0	0	0	0	1
12:15	4	0	1	0	0	0	0	5	0	0	0	0	0	0	0	0
12:30	4	2	0	0	0	0	0	6	0	0	0	0	0	0	0	0
12:45	3	0	0	0	0	0	0	3	0	0	0	0	0	0	0	0
Hour	12	3	1	0	0	0	0	16	0	0	1	0	0	0	0	1
13:00	7	2	2	0	0	0	0	11	0	0	0	0	0	0	0	0
13:15	2	0	0	0	0	0	0	2	0	0	0	0	0	0	0	0
13:30	1	1	0	0	0	0	0	2	1	0	1	0	0	0	0	2
13:45	5	0	0	0	0	0	0	5	0	0	0	0	0	0	0	0
Hour	15	3	2	0	0	0	0	20	1	0	1	0	0	0	0	2
14:00	2	0	0	0	0	0	0	2	0	0	0	0	0	0	0	0
14:15	4	0	0	0	0	0	0	4	0	0	0	0	0	0	0	0
14:30	3	1	0	0	0	0	0	4	0	0	0	0	0	0	0	0
14:45	3	0	0	0	0	0	0	3	0	0	0	0	0	0	0	0
Hour	12	1	0	0	0	0	0	13	0	0	0	0	0	0	0	0
15:00	1	2	0	0	0	0	0	3	0	0	0	0	0	0	0	0
15:15	0	1	0	0	0	0	0	1	0	0	0	0	0	0	0	0
15:30	1	1	0	0	0	0	0	2	0	0	0	0	0	0	0	0
15:45	2	0	0	0	0	0	0	2	0	0	0	0	0	0	0	0
Hour	4	4	0	0	0	0	0	8	0	0	0	0	0	0	0	0
16:00	7	0	0	1	0	0	0	8	0	0	0	0	0	0	0	0
16:15	2	2	0	0	0	0	0	4	0	0	0	0	0	0	0	0
16:30	4	1	0	0	0	0	0	5	0	0	0	0	0	0	0	0
16:45	6	1	0	0	0	0	0	7	0	0	0	0	0	0	0	0
Hour	19	4	0	1	0	0	0	24	0	0	0	0	0	0	0	0
17:00	3	1	1	0	0	0	0	5	0	0	0	0	0	0	0	0
17:15	3	0	0	0	0	0	0	3	1	0	0	0	0	0	0	1
17:30	1	0	0	0	0	0	0	1	0	0	0	0	0	0	0	0
17:45	7	0	0	0	0	0	0	7	0	0	0	0	0	0	0	0
Hour	14	1	1	0	0	0	0	16	1	0	0	0	0	0	0	1
18:00	4	2	0	0	0	0	0	6	0	0	0	0	0	0	0	0
18:15	3	0	0	0	0	0	0	3	0	0	0	0	0	0	0	0
18:30	0	0	0	0	0	0	0	0	0	0	0	0	0	0	0	0
18:45	2	0	0	0	0	0	0	2	0	0	0	0	0	0	0	0
Hour	9	2	0	0	0	0	0	11	0	0	0	0	0	0	0	0
Total	147	41	9	1	0	0	0	198	2	0	3	0	0	0	0	5



Site No. 1  
 Location Petrol Station / Hotel Access / Clonshaugh Road(S) / Clonshaugh Road(E)  
 Date 13 April 2016

Time	To Arm A - Petrol Station							Veh. Total	From Arm A - Petrol Station							Veh. Total
	CAR	LGV	OGV1	OGV2	PSV	M/C	P/C		CAR	LGV	OGV1	OGV2	PSV	M/C	P/C	
07:00	18	18	3	2	0	0	1	42	17	9	1	4	0	1	1	33
07:15	26	10	0	0	0	0	0	36	21	16	3	2	0	0	1	43
07:30	16	14	4	1	0	0	0	35	17	10	0	0	0	0	0	27
07:45	14	4	2	1	0	0	0	21	20	9	3	1	0	0	0	33
Hour	74	46	9	4	0	0	1	134	75	44	7	7	0	1	2	136
08:00	16	7	1	1	0	0	1	26	15	10	2	1	0	0	0	28
08:15	20	11	1	1	2	0	0	35	21	4	2	1	2	0	0	30
08:30	16	8	1	0	0	0	0	25	13	12	1	0	0	0	0	26
08:45	20	9	1	1	0	0	0	31	19	5	1	2	0	0	0	27
Hour	72	35	4	3	2	0	1	117	68	31	6	4	2	0	0	111
09:00	27	7	3	1	0	1	0	39	22	7	1	0	0	1	0	31
09:15	32	8	3	3	0	0	0	46	34	6	0	1	0	0	0	41
09:30	33	11	1	1	0	0	1	47	30	11	4	1	0	0	1	47
09:45	16	10	0	2	0	0	0	28	27	11	1	2	0	0	0	41
Hour	108	36	7	7	0	1	1	160	113	35	6	4	0	1	1	160
10:00	23	5	3	4	0	0	0	35	11	8	2	3	0	0	0	24
10:15	19	7	2	2	1	0	0	31	29	7	2	3	0	0	0	41
10:30	24	8	1	0	0	0	0	33	20	9	1	3	0	0	0	33
10:45	14	5	2	0	0	0	0	21	26	9	2	1	0	0	0	38
Hour	80	25	8	6	1	0	0	120	86	33	7	10	0	0	0	136
11:00	23	5	2	1	0	0	0	31	21	8	3	0	0	0	0	32
11:15	22	5	1	1	0	0	0	29	20	4	0	0	1	0	0	25
11:30	12	8	1	2	0	0	0	23	28	4	2	2	0	0	0	36
11:45	21	4	2	0	0	0	0	27	17	6	1	2	0	0	0	26
Hour	78	22	6	4	0	0	0	110	86	22	6	4	1	0	0	119
12:00	17	6	1	1	0	1	0	26	19	3	0	0	0	0	0	22
12:15	17	10	4	3	0	0	0	34	16	0	1	1	0	0	0	18
12:30	28	10	4	1	0	0	0	43	22	11	2	3	0	1	0	39
12:45	33	2	1	1	0	0	1	38	28	10	6	1	0	0	0	45
Hour	95	28	10	6	0	1	1	141	85	24	9	5	0	1	0	124
13:00	37	10	5	1	0	0	0	53	34	2	4	0	0	0	0	40
13:15	27	7	1	2	0	0	0	37	30	9	0	3	0	0	0	42
13:30	34	5	3	1	0	0	0	43	37	7	2	0	0	0	0	46
13:45	33	6	1	1	0	0	0	41	34	7	3	2	0	0	0	46
Hour	131	28	10	5	0	0	0	174	135	25	9	5	0	0	0	174
14:00	25	7	1	1	0	0	0	34	26	6	2	2	0	0	0	36
14:15	14	1	3	0	0	1	0	19	19	8	2	2	0	1	0	32
14:30	18	5	1	0	0	0	0	24	20	2	0	0	0	0	0	22
14:45	15	6	0	0	1	0	0	22	22	4	2	0	0	0	0	28
Hour	72	19	5	1	1	1	0	99	87	20	6	4	0	1	0	118
15:00	13	7	0	0	0	0	0	20	17	7	0	0	1	0	0	25
15:15	24	9	0	1	0	0	0	34	22	5	0	0	0	0	0	27
15:30	24	8	0	0	0	0	0	32	18	8	1	1	0	0	0	28
15:45	17	6	0	0	0	1	0	24	29	4	0	0	0	0	1	34
Hour	78	30	0	1	0	1	0	110	86	24	1	1	1	0	1	114
16:00	24	5	1	4	0	0	0	34	21	6	0	0	0	0	0	27
16:15	25	6	1	1	0	0	0	33	29	2	1	3	0	0	0	35
16:30	23	6	0	0	0	0	1	30	25	6	1	1	0	0	0	33
16:45	26	10	0	0	0	1	0	37	28	12	0	0	0	0	0	40
Hour	98	27	2	5	0	1	1	134	103	26	2	4	0	0	0	135
17:00	22	6	1	2	0	2	0	33	28	6	0	1	0	3	0	38
17:15	23	3	0	2	0	0	0	28	19	5	1	1	0	0	0	26
17:30	21	2	0	3	0	0	0	26	27	2	0	1	0	0	0	30
17:45	29	4	0	4	0	0	1	38	29	4	0	3	0	0	0	36
Hour	95	15	1	11	0	2	1	125	103	17	1	6	0	3	0	130
18:00	28	8	1	6	0	0	0	43	48	7	1	6	0	0	0	62
18:15	23	1	0	2	0	0	0	26	25	4	1	4	0	0	0	34
18:30	26	4	2	0	0	0	0	32	27	3	1	3	0	0	1	35
18:45	21	2	0	0	0	0	0	23	28	2	0	1	0	0	0	31
Hour	98	15	3	8	0	0	0	124	128	16	3	14	0	0	1	162
Total	1079	326	65	61	4	7	6	1548	1155	317	63	68	4	7	5	1619

Site No. 1  
 Location Petrol Station / Hotel Access / Clonshaugh Road(S) / Clonshaugh Road(E)  
 Date 13 April 2016

Time	To Arm B - Hotel Access							Veh. Total	From Arm B - Hotel Access							Veh. Total
	CAR	LGV	OGV1	OGV2	PSV	M/C	P/C		CAR	LGV	OGV1	OGV2	PSV	M/C	P/C	
07:00	11	2	0	0	1	0	0	14	2	3	0	0	1	0	0	6
07:15	7	2	0	1	0	0	0	10	5	1	0	0	1	0	0	7
07:30	14	3	1	0	1	0	0	19	6	1	0	1	1	0	0	9
07:45	19	2	0	0	1	0	0	22	8	3	0	0	0	0	0	11
Hour	51	9	1	1	3	0	0	65	21	8	0	1	3	0	0	33
08:00	16	0	0	0	0	0	0	16	12	0	0	0	1	0	0	13
08:15	7	2	0	0	2	0	0	11	15	1	0	0	1	0	0	17
08:30	9	2	0	0	0	0	0	11	17	2	0	0	2	0	0	21
08:45	17	1	1	0	0	0	0	19	10	2	0	0	1	0	0	13
Hour	49	5	1	0	2	0	0	57	54	5	0	0	5	0	0	64
09:00	11	0	0	0	1	1	0	13	26	2	2	0	0	1	0	31
09:15	15	0	0	0	1	0	0	16	8	0	0	0	1	0	0	9
09:30	16	3	0	0	0	0	0	19	20	2	0	0	1	0	0	23
09:45	14	3	1	0	1	0	0	19	14	2	0	0	1	0	0	17
Hour	56	6	1	0	3	1	0	67	68	6	2	0	3	1	0	80
10:00	6	4	0	0	1	0	0	11	14	3	0	0	1	0	0	18
10:15	11	1	0	0	1	0	0	13	11	1	1	0	1	0	0	14
10:30	7	0	0	0	0	0	0	7	2	1	0	0	0	0	0	3
10:45	8	1	0	0	1	0	0	10	11	2	0	0	1	0	0	14
Hour	32	6	0	0	3	0	0	41	38	7	1	0	3	0	0	49
11:00	5	1	0	0	1	0	0	7	8	4	0	0	0	0	0	12
11:15	5	1	0	0	0	0	0	6	5	2	0	1	0	0	0	8
11:30	7	0	0	0	1	0	0	8	6	0	0	0	0	0	0	6
11:45	5	2	0	0	0	0	0	7	7	0	0	0	1	0	0	8
Hour	22	4	0	0	2	0	0	28	26	6	0	1	1	0	0	34
12:00	6	1	0	0	1	0	0	8	9	3	0	0	0	0	0	12
12:15	10	4	0	0	0	0	0	14	9	0	0	0	1	0	0	10
12:30	13	1	0	0	0	0	0	14	14	4	0	0	0	0	0	18
12:45	12	1	0	0	1	0	0	14	11	1	0	0	0	0	0	12
Hour	41	7	0	0	2	0	0	50	43	8	0	0	1	0	0	52
13:00	14	4	0	1	0	0	0	19	14	3	0	1	1	0	0	19
13:15	9	2	1	0	0	0	0	12	14	4	0	0	0	0	0	18
13:30	17	2	0	0	0	0	0	19	17	1	1	0	0	0	2	21
13:45	19	1	1	0	1	0	0	22	19	2	0	0	1	0	0	22
Hour	59	9	2	1	1	0	0	72	64	10	1	1	2	0	2	80
14:00	11	1	0	0	0	0	0	12	14	1	1	0	0	0	1	17
14:15	13	1	0	0	1	0	1	16	11	2	0	0	0	1	0	14
14:30	11	1	0	0	1	0	0	13	11	2	0	0	1	0	0	14
14:45	16	2	0	0	0	0	0	18	13	0	0	0	1	0	0	14
Hour	51	5	0	0	2	0	1	59	49	5	1	0	2	1	1	59
15:00	10	1	1	0	1	0	0	13	15	1	0	0	0	0	0	16
15:15	16	0	0	0	0	0	0	16	11	1	1	0	1	0	0	14
15:30	11	3	0	0	0	0	0	14	17	1	0	0	0	0	0	18
15:45	16	3	0	0	1	0	0	20	23	2	0	0	0	0	1	26
Hour	53	7	1	0	2	0	0	63	66	5	1	0	1	0	1	74
16:00	15	1	0	0	0	0	0	16	22	1	0	0	1	0	0	24
16:15	16	1	0	0	0	0	0	17	16	1	0	0	0	0	0	17
16:30	17	1	0	0	1	0	0	19	16	1	0	0	0	0	0	17
16:45	17	1	0	0	0	0	0	18	16	0	0	0	1	0	0	17
Hour	65	4	0	0	1	0	0	70	70	3	0	0	2	0	0	75
17:00	10	2	0	0	0	0	0	12	15	0	0	0	0	0	0	15
17:15	9	2	0	0	1	0	0	12	12	1	0	0	1	0	0	14
17:30	11	0	0	0	0	0	0	11	10	0	0	0	0	0	0	10
17:45	17	1	0	0	2	0	0	20	8	2	0	0	0	1	0	11
Hour	47	5	0	0	3	0	0	55	45	3	0	0	1	1	0	50
18:00	9	0	0	0	0	0	0	9	9	0	0	0	0	0	0	9
18:15	23	2	0	0	0	0	0	25	10	0	0	0	1	0	0	11
18:30	11	0	0	0	1	0	0	12	11	0	0	0	1	0	0	12
18:45	19	0	0	0	0	0	0	19	19	3	0	0	0	0	0	22
Hour	62	2	0	0	1	0	0	65	49	3	0	0	2	0	0	54
Total	588	69	6	2	25	1	1	692	593	69	6	3	26	3	4	704



Site No. 1  
 Location Petrol Station / Hotel Access / Clonshaugh Road(S) / Clonshaugh Road(E)  
 Date 13 April 2016

Time	To Arm C - Clonshaugh Road(S)							Veh. Total	From Arm C - Clonshaugh Road(S)							Veh. Total
	CAR	LGV	OGV1	OGV2	PSV	M/C	P/C		CAR	LGV	OGV1	OGV2	PSV	M/C	P/C	
07:00	55	17	2	4	1	1	1	81	35	24	3	2	1	0	1	66
07:15	80	25	3	2	0	0	1	111	50	16	0	1	0	0	0	67
07:30	70	12	3	2	1	0	1	89	57	20	3	1	1	0	1	83
07:45	103	18	4	1	0	1	0	127	52	15	3	1	1	0	0	72
Hour	308	72	12	9	2	2	3	408	194	75	9	5	3	0	2	288
08:00	71	16	1	1	0	0	1	90	46	10	1	1	0	0	1	59
08:15	102	8	1	1	1	0	1	114	57	14	2	1	2	0	2	78
08:30	100	16	6	0	2	1	0	125	54	11	1	0	0	0	0	66
08:45	108	12	1	2	0	1	1	125	64	16	3	1	0	0	0	84
Hour	381	52	9	4	3	2	3	454	221	51	7	3	2	0	3	287
09:00	100	18	3	0	0	1	0	122	69	8	2	1	1	1	1	83
09:15	115	15	1	0	1	0	0	132	72	19	5	4	1	0	0	101
09:30	92	19	5	1	1	0	0	118	56	21	3	1	0	1	1	83
09:45	82	20	3	2	1	0	0	108	54	14	2	2	1	2	0	75
Hour	389	72	12	3	3	1	0	480	251	62	12	8	3	4	2	342
10:00	67	19	3	4	1	0	1	95	52	14	3	4	1	0	0	74
10:15	58	11	6	5	1	0	1	82	58	15	1	2	2	0	0	78
10:30	54	20	2	3	0	0	0	79	60	14	2	2	0	0	0	78
10:45	65	14	4	1	1	0	0	85	44	11	4	0	1	0	0	60
Hour	244	64	15	13	3	0	2	341	214	54	10	8	4	0	0	290
11:00	61	16	3	1	0	0	0	81	54	9	3	1	1	0	0	68
11:15	49	15	0	1	1	0	0	66	56	11	0	2	0	0	0	69
11:30	52	10	3	2	0	0	0	67	40	12	3	2	1	0	0	58
11:45	54	10	3	2	1	0	0	70	48	11	2	0	0	1	0	62
Hour	216	51	9	6	2	0	0	284	198	43	8	5	2	1	0	257
12:00	67	11	1	1	0	0	0	80	60	10	3	2	1	2	1	79
12:15	61	7	1	1	1	1	0	72	63	20	7	3	0	0	0	93
12:30	64	16	2	3	0	1	0	86	65	16	5	2	0	1	0	89
12:45	75	13	6	2	0	0	0	96	74	9	2	1	1	0	1	88
Hour	267	47	10	7	1	2	0	334	262	55	17	8	2	3	2	349
13:00	102	11	5	2	1	0	0	121	86	15	5	2	0	1	0	109
13:15	88	13	3	3	0	1	0	108	73	16	3	2	0	0	0	94
13:30	92	17	2	0	0	0	2	113	89	15	3	1	0	0	1	109
13:45	87	16	5	3	1	0	0	112	71	12	3	1	1	0	1	89
Hour	369	57	15	8	2	1	2	454	319	58	14	6	1	1	2	401
14:00	86	11	3	2	0	0	1	103	80	17	2	1	0	1	0	101
14:15	69	15	2	2	0	4	0	92	71	13	3	0	1	2	1	91
14:30	60	9	1	0	1	0	0	71	75	10	4	0	1	0	1	91
14:45	71	11	2	0	0	0	0	84	65	15	0	0	0	0	0	80
Hour	286	46	8	4	1	4	1	350	291	55	9	1	2	3	2	363
15:00	58	16	1	0	1	0	0	76	70	18	1	0	1	0	1	91
15:15	51	11	4	0	2	0	0	68	99	13	2	1	1	1	0	117
15:30	73	19	2	1	0	0	2	97	79	20	1	0	0	2	0	102
15:45	91	19	1	0	0	0	2	113	73	17	1	0	1	2	1	95
Hour	273	65	8	1	3	0	4	354	321	68	5	1	3	5	2	405
16:00	76	16	1	1	1	1	0	96	82	15	1	3	0	0	0	101
16:15	88	14	4	3	0	1	0	110	100	16	2	1	0	0	2	121
16:30	68	23	3	1	0	0	0	95	96	16	1	0	1	1	1	116
16:45	75	14	0	0	1	0	0	90	110	18	0	0	0	1	2	131
Hour	307	67	8	5	2	2	0	391	388	65	4	4	1	2	5	469
17:00	93	14	0	1	0	3	0	111	107	18	1	2	0	4	1	133
17:15	80	11	1	1	1	1	1	96	115	16	1	2	1	0	0	135
17:30	66	1	0	1	0	1	1	70	107	12	2	3	0	1	0	125
17:45	77	7	1	3	0	1	0	89	100	10	1	4	2	1	1	119
Hour	316	33	2	6	1	6	2	366	429	56	5	11	3	6	2	512
18:00	93	11	1	6	0	0	2	113	104	12	1	6	0	0	0	123
18:15	70	5	1	4	1	0	1	82	113	11	0	2	0	1	0	127
18:30	82	9	1	3	1	0	2	98	84	13	3	0	1	0	0	101
18:45	85	9	0	1	0	0	1	96	74	5	0	0	0	0	0	79
Hour	330	34	3	14	2	0	6	389	375	41	4	8	1	1	0	430
Total	3686	660	111	80	25	20	23	4605	3463	683	104	68	27	26	22	4393

Site No. 1  
Location Petrol Station / Hotel Access / Clonshaugh Road(S) / Clonshaugh Road(E)  
Date 13 April 2016

Time	To Arm D - Clonshaugh Road(E)							Veh. Total	From Arm D - Clonshaugh Road(E)							Veh. Total
	CAR	LGV	OGV1	OGV2	PSV	M/C	P/C		CAR	LGV	OGV1	OGV2	PSV	M/C	P/C	
07:00	11	7	0	0	0	0	1	19	41	8	1	0	0	0	1	51
07:15	26	3	1	0	1	0	0	31	63	7	1	0	0	0	0	71
07:30	35	9	0	0	0	0	1	45	55	7	5	1	0	0	1	69
07:45	30	10	1	0	0	0	0	41	86	7	1	0	0	1	0	95
Hour	102	29	2	0	1	0	2	136	245	29	8	1	0	1	2	286
08:00	31	4	1	0	1	0	0	37	61	7	0	0	0	0	1	69
08:15	43	6	2	0	0	0	2	53	79	8	0	0	0	0	1	88
08:30	39	9	0	0	0	0	0	48	80	10	5	0	0	1	0	96
08:45	35	9	2	0	1	0	0	47	87	8	1	0	0	1	1	98
Hour	148	28	5	0	2	0	2	185	307	33	6	0	0	2	3	351
09:00	53	3	0	0	0	0	1	57	74	11	1	0	0	0	0	86
09:15	34	12	1	2	0	0	0	49	82	10	0	0	0	0	0	92
09:30	31	12	2	0	0	1	1	47	66	11	1	0	0	0	0	78
09:45	36	6	1	0	0	2	0	45	53	12	2	0	0	0	0	67
Hour	154	33	4	2	0	3	2	198	275	44	4	0	0	0	0	323
10:00	29	6	1	0	0	0	0	36	48	9	2	1	0	0	1	61
10:15	41	10	0	0	0	0	0	51	31	6	4	2	0	0	1	44
10:30	38	8	1	2	0	0	0	49	41	12	1	0	0	0	0	54
10:45	32	7	2	0	0	0	0	41	38	5	2	0	0	0	0	45
Hour	140	31	4	2	0	0	0	177	158	32	9	3	0	0	2	204
11:00	39	7	2	0	0	0	0	48	45	8	1	1	0	0	0	55
11:15	40	6	0	1	0	0	0	47	35	10	1	0	0	0	0	46
11:30	33	6	2	0	0	0	0	41	30	8	1	0	0	0	0	39
11:45	33	9	0	0	0	1	0	43	41	8	2	0	0	0	0	51
Hour	145	28	4	1	0	1	0	179	151	34	5	1	0	0	0	191
12:00	41	7	3	1	0	1	1	54	43	9	2	1	0	0	0	55
12:15	48	6	4	0	0	0	0	58	48	7	1	0	0	1	0	57
12:30	36	9	1	1	0	1	0	48	40	5	0	0	0	0	0	45
12:45	41	8	1	0	0	0	0	50	48	4	0	1	0	0	0	53
Hour	166	30	9	2	0	2	1	210	179	25	3	2	0	1	0	210
13:00	50	4	3	0	0	1	0	58	69	9	4	1	0	0	0	83
13:15	46	9	1	0	0	0	0	56	53	2	3	0	0	1	0	59
13:30	55	10	3	0	0	0	1	69	55	11	2	0	0	0	0	68
13:45	32	7	1	0	0	0	1	41	47	9	2	1	0	0	0	59
Hour	183	30	8	0	0	1	2	224	224	31	11	2	0	1	0	269
14:00	53	9	1	0	0	1	0	64	55	4	0	0	0	0	0	59
14:15	58	13	2	0	0	1	0	74	53	7	2	0	0	2	0	64
14:30	53	6	3	0	0	0	1	63	36	7	1	0	0	0	0	44
14:45	42	8	0	0	0	0	0	50	44	8	0	0	0	0	0	52
Hour	206	36	6	0	0	2	1	251	188	26	3	0	0	2	0	219
15:00	52	12	0	0	0	0	1	65	31	10	1	0	0	0	0	42
15:15	71	5	2	0	0	1	0	79	30	6	3	0	0	0	0	39
15:30	56	12	1	0	0	2	0	71	50	13	1	0	0	0	2	66
15:45	50	9	1	0	0	1	1	62	49	14	1	0	0	0	0	64
Hour	229	38	4	0	0	4	2	277	160	43	6	0	0	0	2	211
16:00	64	9	0	0	0	0	0	73	54	9	1	2	0	1	0	67
16:15	79	11	1	0	0	0	2	93	63	13	3	0	0	1	0	80
16:30	74	11	0	0	0	1	0	86	45	18	1	0	0	0	0	64
16:45	94	10	0	0	0	0	2	106	58	5	0	0	0	0	0	63
Hour	311	41	1	0	0	1	4	358	220	45	5	2	0	2	0	274
17:00	88	11	1	0	0	3	1	104	63	9	1	0	0	1	0	74
17:15	96	13	1	0	0	0	0	110	62	7	0	0	0	1	1	71
17:30	86	12	2	0	0	0	0	100	40	1	0	0	0	0	1	42
17:45	72	8	1	0	0	1	0	82	58	4	1	0	0	0	0	63
Hour	342	44	5	0	0	4	1	396	223	21	2	0	0	2	2	250
18:00	83	6	0	0	0	0	0	89	52	6	0	0	0	0	2	60
18:15	78	9	0	0	0	1	0	88	46	2	0	0	0	0	1	49
18:30	55	9	1	0	0	0	0	65	52	6	0	0	0	0	1	59
18:45	51	3	0	0	0	0	0	54	55	4	0	0	0	0	1	60
Hour	267	27	1	0	0	1	0	296	205	18	0	0	0	0	5	228
Total	2393	395	53	7	3	19	17	2887	2535	381	62	11	0	11	16	3016

Site No. 2  
 Location Clonshaugh Road(N) / R139(W) / Access Road / R139(E)  
 Date 13 April 2016

Time	A to D - Clonshaugh Road(N) to R139(E)							Veh. Total	A to C - Clonshaugh Road(N) to Access Road							Veh. Total
	CAR	LGV	OGV1	OGV2	PSV	M/C	P/C		CAR	LGV	OGV1	OGV2	PSV	M/C	P/C	
07:00	19	6	0	0	0	0	0	25	0	0	0	0	0	0	0	0
07:15	38	8	2	0	0	0	2	50	0	0	0	0	0	0	0	0
07:30	33	9	3	0	0	0	1	46	0	0	0	0	0	0	0	0
07:45	39	11	1	1	0	1	0	53	0	0	0	0	0	0	0	0
Hour	129	34	6	1	0	1	3	174	0	0	0	0	0	0	0	0
08:00	38	8	0	1	0	0	1	48	0	0	0	0	0	0	0	0
08:15	49	6	1	0	0	0	0	56	0	0	0	0	0	0	0	0
08:30	52	11	4	0	0	0	0	67	0	0	0	0	0	0	0	0
08:45	57	6	1	1	0	0	1	66	0	0	0	0	0	0	0	0
Hour	196	31	6	2	0	0	2	237	0	0	0	0	0	0	0	0
09:00	49	13	0	1	0	0	0	63	0	0	0	0	0	0	0	0
09:15	42	8	1	0	0	0	0	51	0	0	0	0	0	0	0	0
09:30	46	11	3	1	0	0	0	61	0	0	0	0	0	0	0	0
09:45	33	9	1	1	0	0	0	44	0	0	0	0	0	0	0	0
Hour	170	41	5	3	0	0	0	219	0	0	0	0	0	0	0	0
10:00	33	12	2	1	0	0	1	49	0	0	0	0	0	0	0	0
10:15	24	4	3	1	0	0	1	33	0	0	0	0	0	0	0	0
10:30	31	12	1	1	0	0	0	45	0	0	0	0	0	0	0	0
10:45	28	5	2	0	0	0	1	36	0	0	0	0	0	0	0	0
Hour	116	33	8	3	0	0	3	163	0	0	0	0	0	0	0	0
11:00	28	12	1	0	0	0	0	41	0	0	0	0	0	0	0	0
11:15	27	6	0	0	0	0	0	33	0	0	0	0	0	0	0	0
11:30	22	6	4	0	0	0	0	32	0	0	0	0	0	0	0	0
11:45	22	6	2	0	0	0	0	30	0	0	0	0	0	0	0	0
Hour	99	30	7	0	0	0	0	136	0	0	0	0	0	0	0	0
12:00	42	3	1	0	0	0	0	46	0	0	0	0	0	0	0	0
12:15	35	3	1	0	0	0	0	39	0	0	0	0	0	0	0	0
12:30	26	9	0	2	0	0	0	37	0	0	0	0	0	0	0	0
12:45	35	6	2	0	0	0	0	43	0	0	0	0	0	0	0	0
Hour	138	21	4	2	0	0	0	165	0	0	0	0	0	0	0	0
13:00	61	6	2	0	0	0	0	69	0	0	0	0	0	0	0	0
13:15	52	7	1	0	0	1	0	61	0	0	0	0	0	0	0	0
13:30	49	11	1	0	0	0	3	64	0	0	0	0	0	0	0	0
13:45	41	11	3	0	0	0	0	55	0	0	0	0	0	0	0	0
Hour	203	35	7	0	0	1	3	249	0	0	0	0	0	0	0	0
14:00	54	5	2	1	0	0	1	63	0	0	0	0	0	0	0	0
14:15	43	10	2	0	0	4	0	59	0	0	0	0	0	0	0	0
14:30	33	4	1	0	0	0	0	38	0	0	0	0	0	0	0	0
14:45	40	7	1	0	0	0	0	48	0	0	0	0	0	0	0	0
Hour	170	26	6	1	0	4	1	208	0	0	0	0	0	0	0	0
15:00	32	10	1	0	1	0	0	44	0	0	0	0	0	0	0	0
15:15	23	7	0	1	1	0	0	32	0	0	0	0	0	0	0	0
15:30	42	15	1	0	0	0	2	60	0	0	0	0	0	0	0	0
15:45	37	10	0	0	0	1	1	49	0	0	0	0	0	0	0	0
Hour	134	42	2	1	2	1	3	185	0	0	0	0	0	0	0	0
16:00	51	9	0	0	0	1	0	61	0	0	0	0	0	0	0	0
16:15	52	7	1	0	0	1	0	61	0	0	0	0	0	0	0	0
16:30	42	10	2	1	0	0	0	55	0	0	0	0	0	0	0	0
16:45	42	9	0	0	0	0	0	51	0	0	0	0	0	0	0	0
Hour	187	35	3	1	0	2	0	228	0	0	0	0	0	0	0	0
17:00	47	5	0	1	0	2	0	55	0	0	0	0	0	0	0	0
17:15	52	2	0	0	0	1	1	56	0	0	0	0	0	0	0	0
17:30	43	0	0	0	0	1	1	45	0	0	0	0	0	0	0	0
17:45	46	3	1	0	0	0	0	50	0	0	0	0	0	0	0	0
Hour	188	10	1	1	0	4	2	206	0	0	0	0	0	0	0	0
18:00	42	3	0	0	0	0	0	45	0	0	0	0	0	0	0	0
18:15	45	3	1	0	0	0	3	52	0	0	0	0	0	0	0	0
18:30	53	4	1	0	0	1	2	61	0	0	0	0	0	0	0	0
18:45	52	3	0	0	0	0	1	56	0	0	0	0	0	0	0	0
Hour	192	13	2	0	0	1	6	214	0	0	0	0	0	0	0	0
Total	1922	351	57	15	2	14	23	2384	0	0	0	0	0	0	0	0



Site No. 2  
 Location Clonsaugh Road(N) / R139(W) / Access Road / R139(E)  
 Date 13 April 2016

Time	A to B - Clonsaugh Road(N) to R139(W)							Veh. Total	A to A - Clonsaugh Road(N) to Clonsaugh Road(N)							Veh. Total
	CAR	LGV	OGV1	OGV2	PSV	M/C	P/C		CAR	LGV	OGV1	OGV2	PSV	M/C	P/C	
07:00	39	11	2	4	2	0	0	58	0	0	0	0	0	0	0	0
07:15	49	13	2	2	0	0	0	66	0	0	0	0	0	0	0	0
07:30	33	6	0	1	0	0	0	40	0	0	0	0	0	0	0	0
07:45	54	5	2	1	1	0	0	63	0	0	0	0	0	0	0	0
Hour	175	35	6	8	3	0	0	227	0	0	0	0	0	0	0	0
08:00	39	6	2	0	0	0	0	47	0	0	0	0	0	0	0	0
08:15	47	5	0	1	1	0	0	54	0	0	0	0	0	0	0	0
08:30	50	4	2	0	2	0	0	58	0	0	0	0	0	0	0	0
08:45	35	8	0	0	0	1	0	44	0	0	0	0	0	0	0	0
Hour	171	23	4	1	3	1	0	203	0	0	0	0	0	0	0	0
09:00	60	9	2	1	0	1	0	73	0	0	0	0	0	0	0	0
09:15	71	8	0	0	1	0	0	80	0	0	0	0	0	0	0	0
09:30	47	8	2	0	1	0	0	58	0	0	0	0	0	0	0	0
09:45	38	11	1	1	1	0	0	52	1	0	0	0	0	0	0	1
Hour	216	36	5	2	3	1	0	263	1	0	0	0	0	0	0	1
10:00	37	9	2	3	1	0	0	52	0	0	0	0	0	0	0	0
10:15	33	9	3	4	1	0	0	50	0	0	0	0	0	0	0	0
10:30	22	8	0	2	0	0	0	32	0	0	1	0	0	0	0	1
10:45	35	9	2	1	1	0	0	48	0	0	0	0	0	0	0	0
Hour	127	35	7	10	3	0	0	182	0	0	1	0	0	0	0	1
11:00	36	4	2	1	0	0	0	43	0	0	0	0	0	0	0	0
11:15	21	6	0	0	2	0	0	29	0	0	0	0	0	0	0	0
11:30	28	4	0	1	0	0	0	33	0	0	0	0	0	0	0	0
11:45	31	5	2	1	1	0	0	40	0	0	0	0	0	0	0	0
Hour	116	19	4	3	3	0	0	145	0	0	0	0	0	0	0	0
12:00	25	6	1	2	0	0	0	34	0	0	0	0	0	0	0	0
12:15	27	4	0	1	1	1	0	34	0	0	0	0	0	0	0	0
12:30	33	8	2	1	0	1	0	45	0	0	0	0	0	0	0	0
12:45	36	6	4	2	0	0	0	48	0	0	0	0	0	0	0	0
Hour	121	24	7	6	1	2	0	161	0	0	0	0	0	0	0	0
13:00	36	6	3	2	1	0	0	48	0	0	0	0	0	0	0	0
13:15	36	4	1	3	0	0	0	44	0	0	0	0	0	0	0	0
13:30	46	4	3	0	0	0	0	53	0	0	0	0	0	0	0	0
13:45	38	3	2	3	1	0	0	47	0	0	0	0	0	0	0	0
Hour	156	17	9	8	2	0	0	192	0	0	0	0	0	0	0	0
14:00	34	7	2	1	0	0	0	44	0	0	0	0	0	0	0	0
14:15	31	6	1	1	0	0	0	39	0	0	0	0	0	0	0	0
14:30	28	4	0	0	0	0	0	32	0	0	0	0	0	0	0	0
14:45	31	4	1	0	1	0	0	37	0	0	0	0	0	0	0	0
Hour	124	21	4	2	1	0	0	152	0	0	0	0	0	0	0	0
15:00	28	6	0	0	0	0	0	34	0	0	0	0	0	0	0	0
15:15	30	4	2	0	1	0	0	37	0	0	0	0	0	0	0	0
15:30	30	4	2	1	0	0	0	37	0	0	0	0	0	0	0	0
15:45	48	9	1	0	0	0	0	58	0	0	0	0	0	0	0	0
Hour	136	23	5	1	1	0	0	166	0	0	0	0	0	0	0	0
16:00	32	5	0	1	1	0	0	39	0	0	0	0	0	0	0	0
16:15	34	7	3	2	0	0	0	46	0	0	0	0	0	0	0	0
16:30	26	9	3	1	0	0	0	39	0	0	0	0	0	0	0	0
16:45	37	11	0	0	1	0	0	49	0	0	0	0	0	0	0	0
Hour	129	32	6	4	2	0	0	173	0	0	0	0	0	0	0	0
17:00	35	7	0	0	0	1	0	43	0	0	0	0	0	0	0	0
17:15	37	10	0	1	1	0	0	49	0	0	0	0	0	0	0	0
17:30	21	1	0	1	0	0	0	23	0	0	0	0	0	0	0	0
17:45	32	3	0	3	0	1	0	39	0	0	0	0	0	0	0	0
Hour	125	21	0	5	1	2	0	154	0	0	0	0	0	0	0	0
18:00	27	4	0	2	0	0	0	33	0	0	0	0	0	0	0	0
18:15	29	4	0	4	1	0	0	38	0	0	0	0	0	0	0	0
18:30	27	4	0	3	1	0	0	35	0	0	0	0	0	0	0	0
18:45	31	7	0	0	0	0	0	38	0	0	0	0	0	0	0	0
Hour	114	19	0	9	2	0	0	144	0	0	0	0	0	0	0	0
Total	1710	305	57	59	25	6	0	2162	1	0	1	0	0	0	0	2

Site No. 2  
Location Clonshaugh Road(N) / R139(W) / Access Road / R139(E)  
Date 13 April 2016

Time	B to A - R139(W) to Clonshaugh Road(N)							Veh. Total	B to D - R139(W) to R139(E)							Veh. Total
	CAR	LGV	OGV1	OGV2	PSV	M/C	P/C		CAR	LGV	OGV1	OGV2	PSV	M/C	P/C	
07:00	19	12	3	2	1	0	0	37	212	82	10	10	1	1	0	316
07:15	31	9	0	0	0	0	0	40	242	109	8	11	2	1	0	373
07:30	32	11	2	1	1	1	0	48	344	92	9	8	3	4	0	460
07:45	25	7	2	1	1	0	0	36	453	86	20	7	1	0	0	567
Hour	107	39	7	4	3	1	0	161	1251	369	47	36	7	6	0	1716
08:00	23	2	0	0	0	0	0	25	440	79	12	6	0	3	0	540
08:15	27	6	1	1	2	0	0	37	394	59	5	7	1	0	0	466
08:30	24	6	0	0	0	0	0	30	378	63	3	3	0	1	0	448
08:45	32	6	1	2	0	0	0	41	434	67	10	9	1	2	0	523
Hour	106	20	2	3	2	0	0	133	1646	268	30	25	2	6	0	1977
09:00	18	4	2	0	1	1	0	26	429	86	17	9	3	1	0	545
09:15	32	9	2	5	1	0	0	49	294	80	11	4	1	1	0	391
09:30	23	9	1	0	0	0	0	33	278	63	7	11	1	1	0	361
09:45	27	6	2	2	1	1	0	39	242	66	12	8	0	1	0	329
Hour	100	28	7	7	3	2	0	147	1243	295	47	32	5	4	0	1626
10:00	20	10	2	2	1	0	0	35	190	41	9	4	1	2	0	247
10:15	23	6	0	2	2	0	0	33	202	52	20	13	1	0	0	288
10:30	31	7	0	2	0	0	0	40	206	60	16	6	0	0	0	288
10:45	23	3	3	0	1	0	0	30	181	54	12	6	0	2	0	255
Hour	97	26	5	6	4	0	0	138	779	207	57	29	2	4	0	1078
11:00	22	5	2	0	1	0	0	30	170	53	15	2	2	0	0	242
11:15	29	7	0	2	0	0	0	38	178	69	16	6	1	1	0	271
11:30	14	5	1	2	1	0	0	23	188	344	20	11	1	1	0	565
11:45	18	3	1	1	0	0	0	23	228	66	13	6	2	0	0	315
Hour	83	20	4	5	2	0	0	114	764	532	64	25	6	2	0	1393
12:00	30	5	1	1	1	1	0	39	217	56	17	4	1	1	0	296
12:15	28	11	3	2	0	0	0	44	254	57	11	8	1	0	0	331
12:30	25	6	5	1	0	0	0	37	222	62	26	3	1	3	0	317
12:45	32	9	1	0	1	0	0	43	252	48	9	7	2	1	0	319
Hour	115	31	10	4	2	1	0	163	945	223	63	22	5	5	0	1263
13:00	40	6	3	0	0	0	0	49	269	40	13	10	2	1	0	335
13:15	35	9	2	1	0	0	0	47	247	63	20	7	1	7	0	345
13:30	50	7	3	1	0	0	0	61	240	57	10	5	2	1	0	315
13:45	32	4	1	1	1	0	0	39	258	60	16	7	1	3	0	345
Hour	157	26	9	3	1	0	0	196	1014	220	59	29	6	12	0	1340
14:00	40	11	1	1	0	1	0	54	302	66	10	5	1	1	0	385
14:15	37	5	3	0	1	0	0	46	301	66	10	7	0	0	0	384
14:30	29	3	1	0	1	0	0	34	269	56	17	8	4	2	0	356
14:45	31	5	0	0	0	0	0	36	277	57	13	7	1	2	0	357
Hour	137	24	5	1	2	1	0	170	1149	245	50	27	6	5	0	1482
15:00	33	8	0	0	1	0	0	42	252	50	17	9	1	0	0	329
15:15	45	7	1	1	1	0	0	55	276	49	9	1	2	0	0	337
15:30	42	11	0	0	0	0	0	53	281	52	14	8	3	2	0	360
15:45	35	6	0	0	1	2	0	44	290	61	10	8	2	0	0	371
Hour	155	32	1	1	3	2	0	194	1099	212	50	26	8	2	0	1397
16:00	36	6	1	3	0	0	0	46	362	72	9	5	0	0	0	448
16:15	42	5	1	1	0	0	0	49	407	55	12	2	2	2	0	480
16:30	39	4	1	0	1	1	0	46	389	63	8	7	2	2	0	471
16:45	47	7	0	0	0	1	0	55	396	72	8	2	1	1	0	480
Hour	164	22	3	4	1	2	0	196	1554	262	37	16	5	5	0	1879
17:00	40	5	0	1	0	3	0	49	450	54	3	3	0	4	0	514
17:15	49	3	0	2	1	0	0	55	396	49	6	1	1	2	0	455
17:30	43	5	0	2	0	1	0	51	517	44	6	2	0	3	0	572
17:45	46	6	0	2	2	1	0	57	461	47	3	1	0	1	0	513
Hour	178	19	0	7	3	5	0	212	1824	194	18	7	1	10	0	2054
18:00	45	6	1	4	0	0	0	56	459	45	2	0	1	2	0	509
18:15	49	8	0	2	0	0	0	59	360	35	5	0	0	6	0	406
18:30	42	3	2	0	1	0	0	48	329	35	3	0	1	0	0	368
18:45	29	3	0	0	0	0	0	32	337	32	2	2	0	2	0	375
Hour	165	20	3	6	1	0	0	195	1485	147	12	2	2	10	0	1658
Total	1564	307	56	51	27	14	0	2019	14753	3174	534	276	55	71	0	18863

Site No. 2  
 Location Clonshaugh Road(N) / R139(W) / Access Road / R139(E)  
 Date 13 April 2016

Time	B to C - R139(W) to Access Road							Veh. Total	B to B - R139(W) to R139(W)							Veh. Total
	CAR	LGV	OGV1	OGV2	PSV	M/C	P/C		CAR	LGV	OGV1	OGV2	PSV	M/C	P/C	
07:00	0	0	0	0	0	0	0	0	0	1	0	0	0	0	0	1
07:15	0	0	0	0	0	0	0	0	1	0	0	0	0	0	0	1
07:30	0	0	0	0	0	0	0	0	0	0	0	0	0	0	0	0
07:45	0	0	0	0	0	0	0	0	0	0	0	0	0	0	0	0
Hour	0	0	0	0	0	0	0	0	1	1	0	0	0	0	0	2
08:00	0	0	0	0	0	0	0	0	1	1	0	0	0	0	0	2
08:15	0	0	0	0	0	0	0	0	0	0	0	0	0	0	0	0
08:30	0	0	0	0	0	0	0	0	0	0	0	0	0	0	0	0
08:45	0	0	0	0	0	0	0	0	0	0	0	0	0	0	0	0
Hour	0	0	0	0	0	0	0	0	1	1	0	0	0	0	0	2
09:00	0	0	0	0	0	0	0	0	0	0	0	0	0	0	0	0
09:15	0	0	0	0	0	0	0	0	0	1	0	0	0	0	0	1
09:30	0	0	0	0	0	0	0	0	0	0	0	0	0	0	0	0
09:45	0	0	0	0	0	0	0	0	0	0	0	0	0	0	0	0
Hour	0	0	0	0	0	0	0	0	0	1	0	0	0	0	0	1
10:00	0	0	0	0	0	0	0	0	0	0	0	0	0	0	0	0
10:15	0	0	0	0	0	0	0	0	1	0	0	0	0	0	0	1
10:30	0	0	0	0	0	0	0	0	1	0	0	0	0	0	0	1
10:45	0	0	0	0	0	0	0	0	0	0	0	0	0	0	0	0
Hour	0	0	0	0	0	0	0	0	2	0	0	0	0	0	0	2
11:00	0	0	0	0	0	0	0	0	0	0	0	0	0	0	0	0
11:15	0	0	0	0	0	0	0	0	0	0	0	0	0	0	0	0
11:30	0	0	0	0	0	0	0	0	0	0	0	0	0	0	0	0
11:45	0	0	0	0	0	0	0	0	1	0	0	0	0	0	0	1
Hour	0	0	0	0	0	0	0	0	1	0	0	0	0	0	0	1
12:00	0	0	0	0	0	0	0	0	0	0	0	0	0	0	0	0
12:15	0	0	0	0	0	0	0	0	0	0	0	0	0	0	0	0
12:30	0	0	0	0	0	0	0	0	0	0	0	0	0	0	0	0
12:45	0	0	0	0	0	0	0	0	1	0	0	0	0	0	0	1
Hour	0	0	0	0	0	0	0	0	1	0	0	0	0	0	0	1
13:00	0	0	0	0	0	0	0	0	0	0	0	0	0	0	0	0
13:15	0	0	0	0	0	0	0	0	0	0	0	0	0	0	0	0
13:30	0	0	0	0	0	0	0	0	0	0	0	0	0	0	0	0
13:45	0	0	0	0	0	0	0	0	0	0	0	0	0	0	0	0
Hour	0	0	0	0	0	0	0	0	0	0	0	0	0	0	0	0
14:00	0	0	0	0	0	0	0	0	0	0	0	0	0	0	0	0
14:15	0	0	0	0	0	0	0	0	1	0	0	0	0	0	0	1
14:30	0	0	0	0	0	0	0	0	0	0	0	0	0	0	0	0
14:45	0	0	0	0	0	0	0	0	0	0	0	0	0	0	0	0
Hour	0	0	0	0	0	0	0	0	1	0	0	0	0	0	0	1
15:00	0	0	0	0	0	0	0	0	0	0	0	0	0	0	0	0
15:15	0	0	0	0	0	0	0	0	0	0	0	0	0	0	0	0
15:30	0	0	0	0	0	0	0	0	0	0	1	0	0	0	0	1
15:45	0	0	0	0	0	0	0	0	1	0	0	0	0	0	0	1
Hour	0	0	0	0	0	0	0	0	1	0	1	0	0	0	0	2
16:00	0	0	0	0	0	0	0	0	0	1	0	0	0	0	0	1
16:15	0	0	0	0	0	0	0	0	1	1	0	0	0	0	0	2
16:30	0	0	0	0	0	0	0	0	0	0	1	0	0	0	0	1
16:45	0	0	0	0	0	0	0	0	0	0	0	0	0	0	0	0
Hour	0	0	0	0	0	0	0	0	1	2	1	0	0	0	0	4
17:00	0	0	0	0	0	0	0	0	1	0	0	0	0	0	0	1
17:15	0	0	0	0	0	0	0	0	0	0	0	0	0	0	0	0
17:30	0	0	0	0	0	0	0	0	0	0	0	0	0	0	0	0
17:45	0	0	0	0	0	0	0	0	2	0	0	0	0	0	0	2
Hour	0	0	0	0	0	0	0	0	3	0	0	0	0	0	0	3
18:00	0	0	0	0	0	0	0	0	0	0	0	0	0	0	0	0
18:15	0	0	0	0	0	0	0	0	0	0	0	0	0	0	0	0
18:30	0	0	0	0	0	0	0	0	0	1	0	0	0	0	0	1
18:45	0	0	0	0	0	0	0	0	0	0	0	0	0	0	0	0
Hour	0	0	0	0	0	0	0	0	0	1	0	0	0	0	0	1
Total	0	0	0	0	0	0	0	0	12	6	2	0	0	0	0	20

Site No. 2  
 Location Clonshaugh Road(N) / R139(W) / Access Road / R139(E)  
 Date 13 April 2016

Time	C to B - Access Road to R139(W)							Veh. Total	C to A - Access Road to Clonshaugh Road(N)							Veh. Total	
	CAR	LGV	OGV1	OGV2	PSV	M/C	P/C		CAR	LGV	OGV1	OGV2	PSV	M/C	P/C		
07:00	0	0	0	0	0	0	0	0	0	0	0	0	0	0	0	0	0
07:15	0	0	0	0	0	0	0	0	0	0	0	0	0	0	0	0	0
07:30	0	0	0	0	0	0	0	0	0	0	0	0	0	0	0	0	0
07:45	0	0	0	0	0	0	0	0	0	0	0	0	0	0	0	0	0
Hour	0	0	0	0	0	0	0	0	0	0	0	0	0	0	0	0	0
08:00	0	0	0	0	0	0	0	0	0	0	0	0	0	0	0	0	0
08:15	0	0	0	0	0	0	0	0	0	0	0	0	0	0	0	0	0
08:30	0	0	0	0	0	0	0	0	0	0	0	0	0	0	0	0	0
08:45	0	0	0	0	0	0	0	0	0	0	0	0	0	0	0	0	0
Hour	0	0	0	0	0	0	0	0	0	0	0	0	0	0	0	0	0
09:00	0	0	0	0	0	0	0	0	0	0	0	0	0	0	0	0	0
09:15	0	0	0	0	0	0	0	0	0	0	0	0	0	0	0	0	0
09:30	0	0	0	0	0	0	0	0	0	0	0	0	0	0	0	0	0
09:45	0	0	0	0	0	0	0	0	0	0	0	0	0	0	0	0	0
Hour	0	0	0	0	0	0	0	0	0	0	0	0	0	0	0	0	0
10:00	0	0	0	0	0	0	0	0	0	0	0	0	0	0	0	0	0
10:15	0	0	0	0	0	0	0	0	0	0	0	0	0	0	0	0	0
10:30	0	0	0	0	0	0	0	0	0	0	0	0	0	0	0	0	0
10:45	0	0	0	0	0	0	0	0	0	0	0	0	0	0	0	0	0
Hour	0	0	0	0	0	0	0	0	0	0	0	0	0	0	0	0	0
11:00	0	0	0	0	0	0	0	0	0	0	0	0	0	0	0	0	0
11:15	0	0	0	0	0	0	0	0	0	0	0	0	0	0	0	0	0
11:30	0	0	0	0	0	0	0	0	0	0	0	0	0	0	0	0	0
11:45	0	0	0	0	0	0	0	0	0	0	0	0	0	0	0	0	0
Hour	0	0	0	0	0	0	0	0	0	0	0	0	0	0	0	0	0
12:00	0	0	0	0	0	0	0	0	0	0	0	0	0	0	0	0	0
12:15	0	0	0	0	0	0	0	0	0	0	0	0	0	0	0	0	0
12:30	0	0	0	0	0	0	0	0	0	0	0	0	0	0	0	0	0
12:45	0	0	0	0	0	0	0	0	0	0	0	0	0	0	0	0	0
Hour	0	0	0	0	0	0	0	0	0	0	0	0	0	0	0	0	0
13:00	0	0	0	0	0	0	0	0	0	0	0	0	0	0	0	0	0
13:15	0	0	0	0	0	0	0	0	0	0	0	0	0	0	0	0	0
13:30	0	0	0	0	0	0	0	0	0	0	0	0	0	0	0	0	0
13:45	0	0	0	0	0	0	0	0	0	0	0	0	0	0	0	0	0
Hour	0	0	0	0	0	0	0	0	0	0	0	0	0	0	0	0	0
14:00	0	0	0	0	0	0	0	0	0	0	0	0	0	0	0	0	0
14:15	0	0	0	0	0	0	0	0	0	0	0	0	0	0	0	0	0
14:30	0	0	0	0	0	0	0	0	0	0	0	0	0	0	0	0	0
14:45	0	0	0	0	0	0	0	0	0	0	0	0	0	0	0	0	0
Hour	0	0	0	0	0	0	0	0	0	0	0	0	0	0	0	0	0
15:00	0	0	0	0	0	0	0	0	0	0	0	0	0	0	0	0	0
15:15	0	0	0	0	0	0	0	0	0	0	0	0	0	0	0	0	0
15:30	0	0	0	0	0	0	0	0	0	0	0	0	0	0	0	0	0
15:45	0	0	0	0	0	0	0	0	0	0	0	0	0	0	0	0	0
Hour	0	0	0	0	0	0	0	0	0	0	0	0	0	0	0	0	0
16:00	0	0	0	0	0	0	0	0	0	0	0	0	0	0	0	0	0
16:15	0	0	0	0	0	0	0	0	0	0	0	0	0	0	0	0	0
16:30	0	0	0	0	0	0	0	0	0	0	0	0	0	0	0	0	0
16:45	0	0	0	0	0	0	0	0	0	0	0	0	0	0	0	0	0
Hour	0	0	0	0	0	0	0	0	0	0	0	0	0	0	0	0	0
17:00	0	0	0	0	0	0	0	0	0	0	0	0	0	0	0	0	0
17:15	0	0	0	0	0	0	0	0	0	0	0	0	0	0	0	0	0
17:30	0	0	0	0	0	0	0	0	0	0	0	0	0	0	0	0	0
17:45	0	0	0	0	0	0	0	0	0	0	0	0	0	0	0	0	0
Hour	0	0	0	0	0	0	0	0	0	0	0	0	0	0	0	0	0
18:00	0	0	0	0	0	0	0	0	0	0	0	0	0	0	0	0	0
18:15	0	0	0	0	0	0	0	0	0	0	0	0	0	0	0	0	0
18:30	0	0	0	0	0	0	0	0	0	0	0	0	0	0	0	0	0
18:45	0	0	0	0	0	0	0	0	0	0	0	0	0	0	0	0	0
Hour	0	0	0	0	0	0	0	0	0	0	0	0	0	0	0	0	0
Total	0	0	0	0	0	0	0	0	0	0	0	0	0	0	0	0	0

Site No. 2  
 Location Clonshaugh Road(N) / R139(W) / Access Road / R139(E)  
 Date 13 April 2016

Time	C to D - Access Road to R139(E)							Veh. Total	C to C - Access Road to Access Road							Veh. Total	
	CAR	LGV	OGV1	OGV2	PSV	M/C	P/C		CAR	LGV	OGV1	OGV2	PSV	M/C	P/C		
07:00	0	0	0	0	0	0	0	0	0	0	0	0	0	0	0	0	0
07:15	0	0	0	0	0	0	0	0	0	0	0	0	0	0	0	0	0
07:30	0	0	0	0	0	0	0	0	0	0	0	0	0	0	0	0	0
07:45	0	0	0	0	0	0	0	0	0	0	0	0	0	0	0	0	0
Hour	0	0	0	0	0	0	0	0	0	0	0	0	0	0	0	0	0
08:00	0	0	0	0	0	0	0	0	0	0	0	0	0	0	0	0	0
08:15	0	0	0	0	0	0	0	0	0	0	0	0	0	0	0	0	0
08:30	0	0	0	0	0	0	0	0	0	0	0	0	0	0	0	0	0
08:45	0	0	0	0	0	0	0	0	0	0	0	0	0	0	0	0	0
Hour	0	0	0	0	0	0	0	0	0	0	0	0	0	0	0	0	0
09:00	0	0	0	0	0	0	0	0	0	0	0	0	0	0	0	0	0
09:15	0	0	0	0	0	0	0	0	0	0	0	0	0	0	0	0	0
09:30	0	0	0	0	0	0	0	0	0	0	0	0	0	0	0	0	0
09:45	0	0	0	0	0	0	0	0	0	0	0	0	0	0	0	0	0
Hour	0	0	0	0	0	0	0	0	0	0	0	0	0	0	0	0	0
10:00	0	0	0	0	0	0	0	0	0	0	0	0	0	0	0	0	0
10:15	0	0	0	0	0	0	0	0	0	0	0	0	0	0	0	0	0
10:30	0	0	0	0	0	0	0	0	0	0	0	0	0	0	0	0	0
10:45	0	0	0	0	0	0	0	0	0	0	0	0	0	0	0	0	0
Hour	0	0	0	0	0	0	0	0	0	0	0	0	0	0	0	0	0
11:00	0	0	0	0	0	0	0	0	0	0	0	0	0	0	0	0	0
11:15	0	0	0	0	0	0	0	0	0	0	0	0	0	0	0	0	0
11:30	0	0	0	0	0	0	0	0	0	0	0	0	0	0	0	0	0
11:45	0	0	0	0	0	0	0	0	0	0	0	0	0	0	0	0	0
Hour	0	0	0	0	0	0	0	0	0	0	0	0	0	0	0	0	0
12:00	0	0	0	0	0	0	0	0	0	0	0	0	0	0	0	0	0
12:15	0	0	0	0	0	0	0	0	0	0	0	0	0	0	0	0	0
12:30	0	0	0	0	0	0	0	0	0	0	0	0	0	0	0	0	0
12:45	0	0	0	0	0	0	0	0	0	0	0	0	0	0	0	0	0
Hour	0	0	0	0	0	0	0	0	0	0	0	0	0	0	0	0	0
13:00	0	0	0	0	0	0	0	0	0	0	0	0	0	0	0	0	0
13:15	0	0	0	0	0	0	0	0	0	0	0	0	0	0	0	0	0
13:30	0	0	0	0	0	0	0	0	0	0	0	0	0	0	0	0	0
13:45	0	0	0	0	0	0	0	0	0	0	0	0	0	0	0	0	0
Hour	0	0	0	0	0	0	0	0	0	0	0	0	0	0	0	0	0
14:00	0	0	0	0	0	0	0	0	0	0	0	0	0	0	0	0	0
14:15	0	0	0	0	0	0	0	0	0	0	0	0	0	0	0	0	0
14:30	0	0	0	0	0	0	0	0	0	0	0	0	0	0	0	0	0
14:45	0	0	0	0	0	0	0	0	0	0	0	0	0	0	0	0	0
Hour	0	0	0	0	0	0	0	0	0	0	0	0	0	0	0	0	0
15:00	0	0	0	0	0	0	0	0	0	0	0	0	0	0	0	0	0
15:15	0	0	0	0	0	0	0	0	0	0	0	0	0	0	0	0	0
15:30	0	0	0	0	0	0	0	0	0	0	0	0	0	0	0	0	0
15:45	0	0	0	0	0	0	0	0	0	0	0	0	0	0	0	0	0
Hour	0	0	0	0	0	0	0	0	0	0	0	0	0	0	0	0	0
16:00	0	0	0	0	0	0	0	0	0	0	0	0	0	0	0	0	0
16:15	0	0	0	0	0	0	0	0	0	0	0	0	0	0	0	0	0
16:30	0	0	0	0	0	0	0	0	0	0	0	0	0	0	0	0	0
16:45	0	0	0	0	0	0	0	0	0	0	0	0	0	0	0	0	0
Hour	0	0	0	0	0	0	0	0	0	0	0	0	0	0	0	0	0
17:00	0	0	0	0	0	0	0	0	0	0	0	0	0	0	0	0	0
17:15	0	0	0	0	0	0	0	0	0	0	0	0	0	0	0	0	0
17:30	0	0	0	0	0	0	0	0	0	0	0	0	0	0	0	0	0
17:45	0	0	0	0	0	0	0	0	0	0	0	0	0	0	0	0	0
Hour	0	0	0	0	0	0	0	0	0	0	0	0	0	0	0	0	0
18:00	0	0	0	0	0	0	0	0	0	0	0	0	0	0	0	0	0
18:15	0	0	0	0	0	0	0	0	0	0	0	0	0	0	0	0	0
18:30	0	0	0	0	0	0	0	0	0	0	0	0	0	0	0	0	0
18:45	0	0	0	0	0	0	0	0	0	0	0	0	0	0	0	0	0
Hour	0	0	0	0	0	0	0	0	0	0	0	0	0	0	0	0	0
Total	0	0	0	0	0	0	0	0	0	0	0	0	0	0	0	0	0

Site No. 2  
 Location Clonshaugh Road(N) / R139(W) / Access Road / R139(E)  
 Date 13 April 2016

Time	D to C - R139(E) to Access Road							Veh. Total	D to B - R139(E) to R139(W)							Veh. Total
	CAR	LGV	OGV1	OGV2	PSV	M/C	P/C		CAR	LGV	OGV1	OGV2	PSV	M/C	P/C	
07:00	0	0	0	0	0	0	0	0	288	56	8	7	2	1	0	362
07:15	0	0	0	0	0	0	0	0	361	58	4	2	5	1	0	431
07:30	0	0	0	0	0	0	0	0	406	47	11	3	1	1	0	469
07:45	0	0	0	0	0	0	0	0	404	50	10	4	0	1	0	469
Hour	0	0	0	0	0	0	0	0	1459	211	33	16	8	4	0	1731
08:00	0	0	0	0	0	0	0	0	395	44	14	6	0	1	0	460
08:15	0	0	0	0	0	0	0	0	398	56	14	10	2	1	0	481
08:30	0	0	0	0	0	0	0	0	466	48	12	9	0	5	0	540
08:45	0	0	0	0	0	0	0	0	362	42	12	6	0	3	0	425
Hour	0	0	0	0	0	0	0	0	1621	190	52	31	2	10	0	1906
09:00	0	0	0	0	0	0	0	0	350	44	13	4	1	2	0	414
09:15	0	0	0	0	0	0	0	0	314	54	10	10	1	1	0	390
09:30	0	0	0	0	0	0	0	0	301	43	11	5	1	3	0	364
09:45	0	0	0	0	0	0	0	0	258	48	5	7	2	4	0	324
Hour	0	0	0	0	0	0	0	0	1223	189	39	26	5	10	0	1492
10:00	0	0	0	0	0	0	0	0	219	47	12	6	4	1	0	289
10:15	0	0	0	0	0	0	0	0	233	48	13	6	1	0	0	301
10:30	0	0	0	0	0	0	0	0	235	47	6	7	1	0	0	296
10:45	0	0	0	0	0	0	0	0	218	50	16	6	1	2	0	293
Hour	0	0	0	0	0	0	0	0	905	192	47	25	7	3	0	1179
11:00	0	0	0	0	0	0	0	0	198	32	12	11	1	0	0	254
11:15	0	0	0	0	0	0	0	0	261	34	16	4	2	2	1	320
11:30	0	0	0	0	0	0	0	0	202	45	17	7	1	0	0	272
11:45	0	0	0	0	0	0	0	0	204	46	17	11	0	4	0	282
Hour	0	0	0	0	0	0	0	0	865	157	62	33	4	6	1	1128
12:00	0	0	0	0	0	0	0	0	203	28	10	7	0	1	0	249
12:15	0	0	0	0	0	0	0	0	222	47	17	9	0	0	0	295
12:30	0	0	0	0	0	0	0	0	228	44	18	9	2	0	0	301
12:45	0	0	0	0	0	0	0	0	267	38	26	11	1	0	0	343
Hour	0	0	0	0	0	0	0	0	920	157	71	36	3	1	0	1188
13:00	0	0	0	0	0	0	0	0	234	36	18	6	2	1	0	297
13:15	0	0	0	0	0	0	0	0	261	41	17	3	1	0	0	323
13:30	0	0	0	0	0	0	0	0	273	40	9	8	2	2	0	334
13:45	0	0	0	0	0	0	0	0	238	58	13	7	2	1	0	319
Hour	0	0	0	0	0	0	0	0	1006	175	57	24	7	4	0	1273
14:00	0	0	0	0	0	0	0	0	253	60	20	12	0	0	0	345
14:15	0	0	0	0	0	0	0	0	231	49	10	11	0	1	0	302
14:30	0	0	0	0	0	0	0	0	268	53	16	6	1	1	0	345
14:45	0	0	0	0	0	0	0	0	234	56	13	7	2	0	0	312
Hour	0	0	0	0	0	0	0	0	986	218	59	36	3	2	0	1304
15:00	0	0	0	0	0	0	0	0	304	79	7	11	2	0	0	403
15:15	0	0	0	0	0	0	0	0	295	67	12	9	4	0	0	387
15:30	0	0	0	0	0	0	0	0	306	73	16	4	1	1	0	401
15:45	0	0	0	0	0	0	0	0	342	80	19	13	0	1	0	455
Hour	0	0	0	0	0	0	0	0	1247	299	54	37	7	2	0	1646
16:00	0	0	0	0	0	0	0	0	362	72	9	12	2	1	0	458
16:15	0	0	0	0	0	0	0	0	366	77	14	10	1	0	0	468
16:30	0	0	0	0	0	0	0	0	398	87	18	7	0	1	0	511
16:45	0	0	0	0	0	0	0	0	401	92	7	4	0	0	0	504
Hour	0	0	0	0	0	0	0	0	1527	328	48	33	3	2	0	1941
17:00	0	0	0	0	0	0	0	0	436	79	9	5	1	2	0	532
17:15	0	0	0	0	0	0	0	0	418	59	7	5	0	1	0	490
17:30	0	0	0	0	0	0	0	0	399	48	7	6	1	2	0	463
17:45	0	0	0	0	0	0	0	0	380	50	8	4	2	2	1	447
Hour	0	0	0	0	0	0	0	0	1633	236	31	20	4	7	1	1932
18:00	0	0	0	0	0	0	0	0	352	42	8	6	0	1	0	409
18:15	0	0	0	0	0	0	0	0	298	39	4	4	1	3	0	349
18:30	0	0	0	0	0	0	0	0	338	28	3	3	0	1	0	373
18:45	0	0	0	0	0	0	0	0	298	34	2	1	1	1	0	337
Hour	0	0	0	0	0	0	0	0	1286	143	17	14	2	6	0	1468
Total	0	0	0	0	0	0	0	0	14678	2495	570	331	55	57	2	18188

Site No. 2  
 Location Clonshaugh Road(N) / R139(W) / Access Road / R139(E)  
 Date 13 April 2016

Time	D to A - R139(E) to Clonshaugh Road(N)							Veh. Total	D to D - R139(E) to R139(E)							Veh. Total
	CAR	LGV	OGV1	OGV2	PSV	M/C	P/C		CAR	LGV	OGV1	OGV2	PSV	M/C	P/C	
07:00	15	11	0	0	0	0	1	27	1	0	0	0	0	0	0	1
07:15	18	6	0	1	0	0	0	25	1	0	0	0	0	0	0	1
07:30	28	6	1	0	0	0	0	35	1	0	0	0	0	0	0	1
07:45	28	2	1	0	0	0	0	31	3	1	0	0	0	0	0	4
Hour	89	25	2	1	0	0	1	118	6	1	0	0	0	0	0	7
08:00	24	4	1	1	0	0	1	31	0	0	0	0	0	0	0	0
08:15	28	6	1	0	0	0	2	37	5	1	0	0	0	0	0	6
08:30	30	2	1	0	0	0	0	33	5	2	0	1	0	0	0	8
08:45	32	8	1	0	0	0	0	41	7	2	0	0	0	0	0	9
Hour	114	20	4	1	0	0	3	142	17	5	0	1	0	0	0	23
09:00	37	4	0	0	0	0	0	41	7	1	0	0	0	0	0	8
09:15	42	10	1	0	0	0	0	53	5	3	0	0	0	0	0	8
09:30	34	6	1	2	0	1	1	45	5	0	0	0	0	0	0	5
09:45	27	8	0	0	0	1	0	36	1	2	0	0	0	0	0	3
Hour	140	28	2	2	0	2	1	175	18	6	0	0	0	0	0	24
10:00	29	4	1	2	0	0	0	36	2	1	0	0	0	0	0	3
10:15	34	7	1	0	0	0	0	42	2	2	0	0	0	0	0	4
10:30	33	5	3	0	0	0	0	41	4	0	1	0	0	0	0	5
10:45	22	7	0	0	0	0	0	29	2	2	0	0	0	0	0	4
Hour	118	23	5	2	0	0	0	148	10	5	1	0	0	0	0	16
11:00	26	7	1	1	0	0	0	35	1	3	0	0	0	0	0	4
11:15	26	4	0	0	0	0	0	30	3	1	0	0	0	0	0	4
11:30	29	5	2	0	0	0	0	36	3	1	0	0	0	0	0	4
11:45	31	6	0	0	0	1	0	38	1	1	0	0	0	0	0	2
Hour	112	22	3	1	0	1	0	139	8	6	0	0	0	0	0	14
12:00	35	3	3	0	0	1	1	43	1	0	0	0	0	0	1	2
12:15	34	6	3	1	0	0	0	44	9	1	1	1	0	0	0	12
12:30	42	8	1	1	0	1	0	53	4	1	0	0	0	0	0	5
12:45	43	3	1	1	0	0	1	49	0	0	0	0	0	0	0	0
Hour	154	20	8	3	0	2	2	189	14	2	1	1	0	0	1	19
13:00	46	8	2	2	0	1	1	60	8	4	0	0	0	0	0	12
13:15	37	6	1	1	0	0	0	45	8	1	0	0	0	0	0	9
13:30	44	6	1	0	0	0	1	52	6	4	0	0	0	0	0	10
13:45	39	6	2	0	0	0	1	48	4	2	0	0	0	0	0	6
Hour	166	26	6	3	0	1	3	205	26	11	0	0	0	0	0	37
14:00	36	6	1	0	0	1	0	44	4	2	0	0	0	0	0	6
14:15	38	5	0	0	0	1	1	45	6	1	0	0	0	0	0	7
14:30	44	5	3	0	0	0	1	53	9	0	0	0	0	0	0	9
14:45	36	8	0	0	0	0	0	44	3	1	0	0	0	0	0	4
Hour	154	24	4	0	0	2	2	186	22	4	0	0	0	0	0	26
15:00	37	10	1	0	0	0	1	49	9	1	0	0	0	0	0	10
15:15	47	3	1	0	0	1	0	52	7	1	0	0	0	0	0	8
15:30	36	5	1	0	0	2	0	44	5	1	0	0	0	0	0	6
15:45	42	11	1	0	0	0	0	54	2	1	0	0	0	0	0	3
Hour	162	29	4	0	0	3	1	199	23	4	0	0	0	0	0	27
16:00	34	9	0	0	0	0	0	43	3	1	0	0	0	0	0	4
16:15	52	11	1	0	0	0	0	64	8	2	0	0	0	0	0	10
16:30	57	9	0	0	0	0	1	67	4	2	0	0	0	0	0	6
16:45	52	11	0	0	0	0	2	65	5	0	0	0	0	0	0	5
Hour	195	40	1	0	0	0	3	239	20	5	0	0	0	0	0	25
17:00	66	7	1	1	0	2	1	78	4	0	0	0	0	0	0	4
17:15	63	9	1	0	0	0	0	73	2	1	0	0	0	0	0	3
17:30	57	5	2	0	0	0	0	64	5	0	0	0	0	0	0	5
17:45	44	3	1	3	0	0	1	52	5	1	0	0	0	0	0	6
Hour	230	24	5	4	0	2	2	267	16	2	0	0	0	0	0	18
18:00	56	4	0	1	0	0	0	61	4	1	0	0	0	0	0	5
18:15	64	3	0	0	0	1	0	68	16	0	0	0	0	0	0	16
18:30	42	9	1	0	0	0	0	52	6	1	0	0	0	0	1	8
18:45	37	2	0	0	0	0	0	39	6	2	0	0	0	0	0	8
Hour	199	18	1	1	0	1	0	220	32	4	0	0	0	0	1	37
Total	1833	299	45	18	0	14	18	2227	212	55	2	2	0	0	2	273

Site No. 2  
 Location Clonshaugh Road(N) / R139(W) / Access Road / R139(E)  
 Date 13 April 2016

Time	To Arm A - Clonshaugh Road(N)							Veh. Total	From Arm A - Clonshaugh Road(N)							Veh. Total
	CAR	LGV	OGV1	OGV2	PSV	M/C	P/C		CAR	LGV	OGV1	OGV2	PSV	M/C	P/C	
07:00	34	23	3	2	1	0	1	64	58	17	2	4	2	0	0	83
07:15	49	15	0	1	0	0	0	65	87	21	4	2	0	0	2	116
07:30	60	17	3	1	1	1	0	83	66	15	3	1	0	0	1	86
07:45	53	9	3	1	1	0	0	67	93	16	3	2	1	1	0	116
Hour	196	64	9	5	3	1	1	279	304	69	12	9	3	1	3	401
08:00	47	6	1	1	0	0	1	56	77	14	2	1	0	0	1	95
08:15	55	12	2	1	2	0	2	74	96	11	1	1	1	0	0	110
08:30	54	8	1	0	0	0	0	63	102	15	6	0	2	0	0	125
08:45	64	14	2	2	0	0	0	82	92	14	1	1	0	1	1	110
Hour	220	40	6	4	2	0	3	275	367	54	10	3	3	1	2	440
09:00	55	8	2	0	1	1	0	67	109	22	2	2	0	1	0	136
09:15	74	19	3	5	1	0	0	102	113	16	1	0	1	0	0	131
09:30	57	15	2	2	0	1	1	78	93	19	5	1	1	0	0	119
09:45	55	14	2	2	1	2	0	76	72	20	2	2	1	0	0	97
Hour	241	56	9	9	3	4	1	323	387	77	10	5	3	1	0	483
10:00	49	14	3	4	1	0	0	71	70	21	4	4	1	0	1	101
10:15	57	13	1	2	2	0	0	75	57	13	6	5	1	0	1	83
10:30	64	12	4	2	0	0	0	82	53	20	2	3	0	0	0	78
10:45	45	10	3	0	1	0	0	59	63	14	4	1	1	0	1	84
Hour	215	49	11	8	4	0	0	287	243	68	16	13	3	0	3	346
11:00	48	12	3	1	1	0	0	65	64	16	3	1	0	0	0	84
11:15	55	11	0	2	0	0	0	68	48	12	0	0	2	0	0	62
11:30	43	10	3	2	1	0	0	59	50	10	4	1	0	0	0	65
11:45	49	9	1	1	0	1	0	61	53	11	4	1	1	0	0	70
Hour	195	42	7	6	2	1	0	253	215	49	11	3	3	0	0	281
12:00	65	8	4	1	1	2	1	82	67	9	2	2	0	0	0	80
12:15	62	17	6	3	0	0	0	88	62	7	1	1	1	1	0	73
12:30	67	14	6	2	0	1	0	90	59	17	2	3	0	1	0	82
12:45	75	12	2	1	1	0	1	92	71	12	6	2	0	0	0	91
Hour	269	51	18	7	2	3	2	352	259	45	11	8	1	2	0	326
13:00	86	14	5	2	0	1	1	109	97	12	5	2	1	0	0	117
13:15	72	15	3	2	0	0	0	92	88	11	2	3	0	1	0	105
13:30	94	13	4	1	0	0	1	113	95	15	4	0	0	0	3	117
13:45	71	10	3	1	1	0	1	87	79	14	5	3	1	0	0	102
Hour	323	52	15	6	1	1	3	401	359	52	16	8	2	1	3	441
14:00	76	17	2	1	0	2	0	98	88	12	4	2	0	0	1	107
14:15	75	10	3	0	1	1	1	91	74	16	3	1	0	4	0	98
14:30	73	8	4	0	1	0	1	87	61	8	1	0	0	0	0	70
14:45	67	13	0	0	0	0	0	80	71	11	2	0	1	0	0	85
Hour	291	48	9	1	2	3	2	356	294	47	10	3	1	4	1	360
15:00	70	18	1	0	1	0	1	91	60	16	1	0	1	0	0	78
15:15	92	10	2	1	1	1	0	107	53	11	2	1	2	0	0	69
15:30	78	16	1	0	0	2	0	97	72	19	3	1	0	0	2	97
15:45	77	17	1	0	1	2	0	98	85	19	1	0	0	1	1	107
Hour	317	61	5	1	3	5	1	393	270	65	7	2	3	1	3	351
16:00	70	15	1	3	0	0	0	89	83	14	0	1	1	1	0	100
16:15	94	16	2	1	0	0	0	113	86	14	4	2	0	1	0	107
16:30	96	13	1	0	1	1	1	113	68	19	5	2	0	0	0	94
16:45	99	18	0	0	0	1	2	120	79	20	0	0	1	0	0	100
Hour	359	62	4	4	1	2	3	435	316	67	9	5	2	2	0	401
17:00	106	12	1	2	0	5	1	127	82	12	0	1	0	3	0	98
17:15	112	12	1	2	1	0	0	128	89	12	0	1	1	1	1	105
17:30	100	10	2	2	0	1	0	115	64	1	0	1	0	1	1	68
17:45	90	9	1	5	2	1	1	109	78	6	1	3	0	1	0	89
Hour	408	43	5	11	3	7	2	479	313	31	1	6	1	6	2	360
18:00	101	10	1	5	0	0	0	117	69	7	0	2	0	0	0	78
18:15	113	11	0	2	0	1	0	127	74	7	1	4	1	0	3	90
18:30	84	12	3	0	1	0	0	100	80	8	1	3	1	1	2	96
18:45	66	5	0	0	0	0	0	71	83	10	0	0	0	0	1	94
Hour	364	38	4	7	1	1	0	415	306	32	2	9	2	1	6	358
Total	3398	606	102	69	27	28	18	4248	3633	656	115	74	27	20	23	4548



Site No. 2  
 Location Clonshaugh Road(N) / R139(W) / Access Road / R139(E)  
 Date 13 April 2016

Time	To Arm B - R139(W)							Veh. Total	From Arm B - R139(W)							Veh. Total
	CAR	LGV	OGV1	OGV2	PSV	M/C	P/C		CAR	LGV	OGV1	OGV2	PSV	M/C	P/C	
07:00	327	68	10	11	4	1	0	421	231	95	13	12	2	1	0	354
07:15	411	71	6	4	5	1	0	498	274	118	8	11	2	1	0	414
07:30	439	53	11	4	1	1	0	509	376	103	11	9	4	5	0	508
07:45	458	55	12	5	1	1	0	532	478	93	22	8	2	0	0	603
Hour	1635	247	39	24	11	4	0	1960	1359	409	54	40	10	7	0	1879
08:00	435	51	16	6	0	1	0	509	464	82	12	6	0	3	0	567
08:15	445	61	14	11	3	1	0	535	421	65	6	8	3	0	0	503
08:30	516	52	14	9	2	5	0	598	402	69	3	3	0	1	0	478
08:45	397	50	12	6	0	4	0	469	466	73	11	11	1	2	0	564
Hour	1793	214	56	32	5	11	0	2111	1753	289	32	28	4	6	0	2112
09:00	410	53	15	5	1	3	0	487	447	90	19	9	4	2	0	571
09:15	385	63	10	10	2	1	0	471	326	90	13	9	2	1	0	441
09:30	348	51	13	5	2	3	0	422	301	72	8	11	1	1	0	394
09:45	296	59	6	8	3	4	0	376	269	72	14	10	1	2	0	368
Hour	1439	226	44	28	8	11	0	1756	1343	324	54	39	8	6	0	1774
10:00	256	56	14	9	5	1	0	341	210	51	11	6	2	2	0	282
10:15	267	57	16	10	2	0	0	352	226	58	20	15	3	0	0	322
10:30	258	55	6	9	1	0	0	329	238	67	16	8	0	0	0	329
10:45	253	59	18	7	2	2	0	341	204	57	15	6	1	2	0	285
Hour	1034	227	54	35	10	3	0	1363	878	233	62	35	6	4	0	1218
11:00	234	36	14	12	1	0	0	297	192	58	17	2	3	0	0	272
11:15	282	40	16	4	4	2	1	349	207	76	16	8	1	1	0	309
11:30	230	49	17	8	1	0	0	305	202	349	21	13	2	1	0	588
11:45	236	51	19	12	1	4	0	323	247	69	14	7	2	0	0	339
Hour	982	176	66	36	7	6	1	1274	848	552	68	30	8	2	0	1508
12:00	228	34	11	9	0	1	0	283	247	61	18	5	2	2	0	335
12:15	249	51	17	10	1	1	0	329	282	68	14	10	1	0	0	375
12:30	261	52	20	10	2	1	0	346	247	68	31	4	1	3	0	354
12:45	304	44	30	13	1	0	0	392	285	57	10	7	3	1	0	363
Hour	1042	181	78	42	4	3	0	1350	1061	254	73	26	7	6	0	1427
13:00	270	42	21	8	3	1	0	345	309	46	16	10	2	1	0	384
13:15	297	45	18	6	1	0	0	367	282	72	22	8	1	7	0	392
13:30	319	44	12	8	2	2	0	387	290	64	13	6	2	1	0	376
13:45	276	61	15	10	3	1	0	366	290	64	17	8	2	3	0	384
Hour	1162	192	66	32	9	4	0	1465	1171	246	68	32	7	12	0	1536
14:00	287	67	22	13	0	0	0	389	342	77	11	6	1	2	0	439
14:15	263	55	11	12	0	1	0	342	339	71	13	7	1	0	0	431
14:30	296	57	16	6	1	1	0	377	298	59	18	8	5	2	0	390
14:45	265	60	14	7	3	0	0	349	308	62	13	7	1	2	0	393
Hour	1111	239	63	38	4	2	0	1457	1287	269	55	28	8	6	0	1653
15:00	332	85	7	11	2	0	0	437	285	58	17	9	2	0	0	371
15:15	325	71	14	9	5	0	0	424	321	56	10	2	3	0	0	392
15:30	336	77	19	5	1	1	0	439	323	63	15	8	3	2	0	414
15:45	391	89	20	13	0	1	0	514	326	67	10	8	3	2	0	416
Hour	1384	322	60	38	8	2	0	1814	1255	244	52	27	11	4	0	1593
16:00	394	78	9	13	3	1	0	498	398	79	10	8	0	0	0	495
16:15	401	85	17	12	1	0	0	516	450	61	13	3	2	2	0	531
16:30	424	96	22	8	0	1	0	551	428	67	10	7	3	3	0	518
16:45	438	103	7	4	1	0	0	553	443	79	8	2	1	2	0	535
Hour	1657	362	55	37	5	2	0	2118	1719	286	41	20	6	7	0	2079
17:00	472	86	9	5	1	3	0	576	491	59	3	4	0	7	0	564
17:15	455	69	7	6	1	1	0	539	445	52	6	3	2	2	0	510
17:30	420	49	7	7	1	2	0	486	560	49	6	4	0	4	0	623
17:45	414	53	8	7	2	3	1	488	509	53	3	3	2	2	0	572
Hour	1761	257	31	25	5	9	1	2089	2005	213	18	14	4	15	0	2269
18:00	379	46	8	8	0	1	0	442	504	51	3	4	1	2	0	565
18:15	327	43	4	8	2	3	0	387	409	43	5	2	0	6	0	465
18:30	365	33	3	6	1	1	0	409	371	39	5	0	2	0	0	417
18:45	329	41	2	1	1	1	0	375	366	35	2	2	0	2	0	407
Hour	1400	163	17	23	4	6	0	1613	1650	168	15	8	3	10	0	1854
Total	16400	2806	629	390	80	63	2	20370	16329	3487	592	327	82	85	0	20902



Site No. 2  
 Location Clonshaugh Road(N) / R139(W) / Access Road / R139(E)  
 Date 13 April 2016

Time	To Arm C - Access Road							Veh. Total	From Arm C - Access Road							Veh. Total	
	CAR	LGV	OGV1	OGV2	PSV	M/C	P/C		CAR	LGV	OGV1	OGV2	PSV	M/C	P/C		
07:00	0	0	0	0	0	0	0	0	0	0	0	0	0	0	0	0	0
07:15	0	0	0	0	0	0	0	0	0	0	0	0	0	0	0	0	0
07:30	0	0	0	0	0	0	0	0	0	0	0	0	0	0	0	0	0
07:45	0	0	0	0	0	0	0	0	0	0	0	0	0	0	0	0	0
Hour	0	0	0	0	0	0	0	0	0	0	0	0	0	0	0	0	0
08:00	0	0	0	0	0	0	0	0	0	0	0	0	0	0	0	0	0
08:15	0	0	0	0	0	0	0	0	0	0	0	0	0	0	0	0	0
08:30	0	0	0	0	0	0	0	0	0	0	0	0	0	0	0	0	0
08:45	0	0	0	0	0	0	0	0	0	0	0	0	0	0	0	0	0
Hour	0	0	0	0	0	0	0	0	0	0	0	0	0	0	0	0	0
09:00	0	0	0	0	0	0	0	0	0	0	0	0	0	0	0	0	0
09:15	0	0	0	0	0	0	0	0	0	0	0	0	0	0	0	0	0
09:30	0	0	0	0	0	0	0	0	0	0	0	0	0	0	0	0	0
09:45	0	0	0	0	0	0	0	0	0	0	0	0	0	0	0	0	0
Hour	0	0	0	0	0	0	0	0	0	0	0	0	0	0	0	0	0
10:00	0	0	0	0	0	0	0	0	0	0	0	0	0	0	0	0	0
10:15	0	0	0	0	0	0	0	0	0	0	0	0	0	0	0	0	0
10:30	0	0	0	0	0	0	0	0	0	0	0	0	0	0	0	0	0
10:45	0	0	0	0	0	0	0	0	0	0	0	0	0	0	0	0	0
Hour	0	0	0	0	0	0	0	0	0	0	0	0	0	0	0	0	0
11:00	0	0	0	0	0	0	0	0	0	0	0	0	0	0	0	0	0
11:15	0	0	0	0	0	0	0	0	0	0	0	0	0	0	0	0	0
11:30	0	0	0	0	0	0	0	0	0	0	0	0	0	0	0	0	0
11:45	0	0	0	0	0	0	0	0	0	0	0	0	0	0	0	0	0
Hour	0	0	0	0	0	0	0	0	0	0	0	0	0	0	0	0	0
12:00	0	0	0	0	0	0	0	0	0	0	0	0	0	0	0	0	0
12:15	0	0	0	0	0	0	0	0	0	0	0	0	0	0	0	0	0
12:30	0	0	0	0	0	0	0	0	0	0	0	0	0	0	0	0	0
12:45	0	0	0	0	0	0	0	0	0	0	0	0	0	0	0	0	0
Hour	0	0	0	0	0	0	0	0	0	0	0	0	0	0	0	0	0
13:00	0	0	0	0	0	0	0	0	0	0	0	0	0	0	0	0	0
13:15	0	0	0	0	0	0	0	0	0	0	0	0	0	0	0	0	0
13:30	0	0	0	0	0	0	0	0	0	0	0	0	0	0	0	0	0
13:45	0	0	0	0	0	0	0	0	0	0	0	0	0	0	0	0	0
Hour	0	0	0	0	0	0	0	0	0	0	0	0	0	0	0	0	0
14:00	0	0	0	0	0	0	0	0	0	0	0	0	0	0	0	0	0
14:15	0	0	0	0	0	0	0	0	0	0	0	0	0	0	0	0	0
14:30	0	0	0	0	0	0	0	0	0	0	0	0	0	0	0	0	0
14:45	0	0	0	0	0	0	0	0	0	0	0	0	0	0	0	0	0
Hour	0	0	0	0	0	0	0	0	0	0	0	0	0	0	0	0	0
15:00	0	0	0	0	0	0	0	0	0	0	0	0	0	0	0	0	0
15:15	0	0	0	0	0	0	0	0	0	0	0	0	0	0	0	0	0
15:30	0	0	0	0	0	0	0	0	0	0	0	0	0	0	0	0	0
15:45	0	0	0	0	0	0	0	0	0	0	0	0	0	0	0	0	0
Hour	0	0	0	0	0	0	0	0	0	0	0	0	0	0	0	0	0
16:00	0	0	0	0	0	0	0	0	0	0	0	0	0	0	0	0	0
16:15	0	0	0	0	0	0	0	0	0	0	0	0	0	0	0	0	0
16:30	0	0	0	0	0	0	0	0	0	0	0	0	0	0	0	0	0
16:45	0	0	0	0	0	0	0	0	0	0	0	0	0	0	0	0	0
Hour	0	0	0	0	0	0	0	0	0	0	0	0	0	0	0	0	0
17:00	0	0	0	0	0	0	0	0	0	0	0	0	0	0	0	0	0
17:15	0	0	0	0	0	0	0	0	0	0	0	0	0	0	0	0	0
17:30	0	0	0	0	0	0	0	0	0	0	0	0	0	0	0	0	0
17:45	0	0	0	0	0	0	0	0	0	0	0	0	0	0	0	0	0
Hour	0	0	0	0	0	0	0	0	0	0	0	0	0	0	0	0	0
18:00	0	0	0	0	0	0	0	0	0	0	0	0	0	0	0	0	0
18:15	0	0	0	0	0	0	0	0	0	0	0	0	0	0	0	0	0
18:30	0	0	0	0	0	0	0	0	0	0	0	0	0	0	0	0	0
18:45	0	0	0	0	0	0	0	0	0	0	0	0	0	0	0	0	0
Hour	0	0	0	0	0	0	0	0	0	0	0	0	0	0	0	0	0
Total	0	0	0	0	0	0	0	0	0	0	0	0	0	0	0	0	0

Site No. 2  
Location Clonshaugh Road(N) / R139(W) / Access Road / R139(E)  
Date 13 April 2016

Time	To Arm D - R139(E)							Veh. Total	From Arm D - R139(E)							Veh. Total
	CAR	LGV	OGV1	OGV2	PSV	M/C	P/C		CAR	LGV	OGV1	OGV2	PSV	M/C	P/C	
07:00	232	88	10	10	1	1	0	342	304	67	8	7	2	1	1	390
07:15	281	117	10	11	2	1	2	424	380	64	4	3	5	1	0	457
07:30	378	101	12	8	3	4	1	507	435	53	12	3	1	1	0	505
07:45	495	98	21	8	1	1	0	624	435	53	11	4	0	1	0	504
Hour	1386	404	53	37	7	7	3	1897	1554	237	35	17	8	4	1	1856
08:00	478	87	12	7	0	3	1	588	419	48	15	7	0	1	1	491
08:15	448	66	6	7	1	0	0	528	431	63	15	10	2	1	2	524
08:30	435	76	7	4	0	1	0	523	501	52	13	10	0	5	0	581
08:45	498	75	11	10	1	2	1	598	401	52	13	6	0	3	0	475
Hour	1859	304	36	28	2	6	2	2237	1752	215	56	33	2	10	3	2071
09:00	485	100	17	10	3	1	0	616	394	49	13	4	1	2	0	463
09:15	341	91	12	4	1	1	0	450	361	67	11	10	1	1	0	451
09:30	329	74	10	12	1	1	0	427	340	49	12	7	1	4	1	414
09:45	276	77	13	9	0	1	0	376	286	58	5	7	2	5	0	363
Hour	1431	342	52	35	5	4	0	1869	1381	223	41	28	5	12	1	1691
10:00	225	54	11	5	1	2	1	299	250	52	13	8	4	1	0	328
10:15	228	58	23	14	1	0	1	325	269	57	14	6	1	0	0	347
10:30	241	72	18	7	0	0	0	338	272	52	10	7	1	0	0	342
10:45	211	61	14	6	0	2	1	295	242	59	16	6	1	2	0	326
Hour	905	245	66	32	2	4	3	1257	1033	220	53	27	7	3	0	1343
11:00	199	68	16	2	2	0	0	287	225	42	13	12	1	0	0	293
11:15	208	76	16	6	1	1	0	308	290	39	16	4	2	2	1	354
11:30	213	351	24	11	1	1	0	601	234	51	19	7	1	0	0	312
11:45	251	73	15	6	2	0	0	347	236	53	17	11	0	5	0	322
Hour	871	568	71	25	6	2	0	1543	985	185	65	34	4	7	1	1281
12:00	260	59	18	4	1	1	1	344	239	31	13	7	0	2	2	294
12:15	298	61	13	9	1	0	0	382	265	54	21	11	0	0	0	351
12:30	252	72	26	5	1	3	0	359	274	53	19	10	2	1	0	359
12:45	287	54	11	7	2	1	0	362	310	41	27	12	1	0	1	392
Hour	1097	246	68	25	5	5	1	1447	1088	179	80	40	3	3	3	1396
13:00	338	50	15	10	2	1	0	416	288	48	20	8	2	2	1	369
13:15	307	71	21	7	1	8	0	415	306	48	18	4	1	0	0	377
13:30	295	72	11	5	2	1	3	389	323	50	10	8	2	2	1	396
13:45	303	73	19	7	1	3	0	406	281	66	15	7	2	1	1	373
Hour	1243	266	66	29	6	13	3	1626	1198	212	63	27	7	5	3	1515
14:00	360	73	12	6	1	1	1	454	293	68	21	12	0	1	0	395
14:15	350	77	12	7	0	4	0	450	275	55	10	11	0	2	1	354
14:30	311	60	18	8	4	2	0	403	321	58	19	6	1	1	1	407
14:45	320	65	14	7	1	2	0	409	273	65	13	7	2	0	0	360
Hour	1341	275	56	28	6	9	1	1716	1162	246	63	36	3	4	2	1516
15:00	293	61	18	9	2	0	0	383	350	90	8	11	2	0	1	462
15:15	306	57	9	2	3	0	0	377	349	71	13	9	4	1	0	447
15:30	328	68	15	8	3	2	2	426	347	79	17	4	1	3	0	451
15:45	329	72	10	8	2	1	1	423	386	92	20	13	0	1	0	512
Hour	1256	258	52	27	10	3	3	1609	1432	332	58	37	7	5	1	1872
16:00	416	82	9	5	0	1	0	513	399	82	9	12	2	1	0	505
16:15	467	64	13	2	2	3	0	551	426	90	15	10	1	0	0	542
16:30	435	75	10	8	2	2	0	532	459	98	18	7	0	1	1	584
16:45	443	81	8	2	1	1	0	536	458	103	7	4	0	0	2	574
Hour	1761	302	40	17	5	7	0	2132	1742	373	49	33	3	2	3	2205
17:00	501	59	3	4	0	6	0	573	506	86	10	6	1	4	1	614
17:15	450	52	6	1	1	3	1	514	483	69	8	5	0	1	0	566
17:30	565	44	6	2	0	4	1	622	461	53	9	6	1	2	0	532
17:45	512	51	4	1	0	1	0	569	429	54	9	7	2	2	2	505
Hour	2028	206	19	8	1	14	2	2278	1879	262	36	24	4	9	3	2217
18:00	505	49	2	0	1	2	0	559	412	47	8	7	0	1	0	475
18:15	421	38	6	0	0	6	3	474	378	42	4	4	1	4	0	433
18:30	388	40	4	0	1	1	3	437	386	38	4	3	0	1	1	433
18:45	395	37	2	2	0	2	1	439	341	38	2	1	1	1	0	384
Hour	1709	164	14	2	2	11	7	1909	1517	165	18	15	2	7	1	1725
Total	16887	3580	593	293	57	85	25	21520	16723	2849	617	351	55	71	22	20688



Site No. 5  
 Location R107(N) / R139(W) / R107(S) / R139(E)  
 Date 13 April 2016

Time	A to D - R107(N) to R139(E)							Veh. Total	A to C - R107(N) to R107(S)							Veh. Total
	CAR	LGV	OGV1	OGV2	PSV	M/C	P/C		CAR	LGV	OGV1	OGV2	PSV	M/C	P/C	
07:00	6	1	0	0	0	0	0	7	105	9	0	0	1	1	5	121
07:15	5	2	0	0	0	0	0	7	118	18	1	0	1	1	4	143
07:30	5	3	0	0	0	0	0	8	143	23	0	1	2	1	11	181
07:45	16	3	0	0	0	0	0	19	165	18	0	1	1	5	12	202
Hour	32	9	0	0	0	0	0	41	531	68	1	2	5	8	32	647
08:00	5	0	0	0	0	0	0	5	165	13	1	0	2	3	15	199
08:15	13	2	1	0	0	0	0	16	173	13	2	0	3	3	11	205
08:30	10	3	0	1	1	0	0	15	152	9	0	1	1	5	10	178
08:45	8	0	1	0	0	1	0	10	149	14	5	2	2	3	5	180
Hour	36	5	2	1	1	1	0	46	639	49	8	3	8	14	41	762
09:00	12	6	0	0	0	0	0	18	156	16	0	0	2	2	5	181
09:15	8	3	1	0	0	0	0	12	151	12	2	0	3	0	2	170
09:30	5	2	1	0	0	0	0	8	114	8	0	1	1	2	2	128
09:45	13	0	0	0	0	0	0	13	102	15	3	0	2	0	1	123
Hour	38	11	2	0	0	0	0	51	523	51	5	1	8	4	10	602
10:00	9	2	0	0	0	0	0	11	81	8	2	1	1	0	2	95
10:15	6	1	1	0	0	0	0	8	96	9	1	0	1	2	1	110
10:30	4	3	0	0	0	0	0	7	94	9	2	1	1	0	0	107
10:45	6	1	0	0	0	0	0	7	87	9	1	0	0	3	3	103
Hour	25	7	1	0	0	0	0	33	358	35	6	2	3	5	6	415
11:00	13	1	0	0	0	0	0	14	101	12	1	1	1	1	0	117
11:15	5	0	1	0	0	1	0	7	94	12	2	0	1	0	0	109
11:30	8	0	1	0	0	0	0	9	95	7	4	0	1	0	1	108
11:45	5	2	0	0	0	0	0	7	80	16	1	0	0	0	0	97
Hour	31	3	2	0	0	1	0	37	370	47	8	1	3	1	1	431
12:00	10	2	0	0	0	1	0	13	97	10	2	0	2	2	2	115
12:15	4	0	0	0	0	0	0	4	86	12	1	0	1	0	0	100
12:30	7	1	0	0	0	0	0	8	131	9	3	0	1	0	0	144
12:45	17	2	1	0	0	0	0	20	113	11	3	0	0	0	1	128
Hour	38	5	1	0	0	1	0	45	427	42	9	0	4	2	3	487
13:00	9	3	1	0	0	0	1	14	104	9	2	0	1	2	0	118
13:15	13	3	0	0	0	0	0	16	119	12	3	0	0	2	0	136
13:30	10	0	1	0	0	0	0	11	123	13	2	0	3	2	0	143
13:45	4	0	1	0	0	0	0	5	96	8	2	0	0	3	1	110
Hour	36	6	3	0	0	0	1	46	442	42	9	0	4	9	1	507
14:00	9	1	0	0	0	0	0	10	90	6	1	0	1	1	2	101
14:15	6	5	1	0	0	0	0	12	95	10	2	0	0	0	0	107
14:30	9	1	0	0	0	0	0	10	97	8	2	0	2	0	0	109
14:45	9	0	0	0	0	0	0	9	95	6	1	0	0	1	0	103
Hour	33	7	1	0	0	0	0	41	377	30	6	0	3	2	2	420
15:00	13	1	0	0	0	0	0	14	92	12	1	0	0	1	0	106
15:15	5	3	0	0	0	0	0	8	83	8	0	0	2	0	1	94
15:30	10	0	0	0	0	1	0	11	96	15	0	0	2	1	0	114
15:45	15	1	0	0	0	0	0	16	98	10	1	0	0	2	1	112
Hour	43	5	0	0	0	1	0	49	369	45	2	0	4	4	2	426
16:00	7	3	0	0	0	0	0	10	78	9	2	0	3	0	3	95
16:15	8	1	0	0	0	1	0	10	109	5	2	1	2	1	1	121
16:30	13	2	0	0	0	0	0	15	104	11	0	0	1	1	1	118
16:45	23	5	0	0	0	1	1	30	107	18	1	1	2	2	0	131
Hour	51	11	0	0	0	2	1	65	398	43	5	2	8	4	5	465
17:00	16	1	0	0	0	0	0	17	108	19	0	0	2	0	1	130
17:15	11	2	0	0	0	0	0	13	107	10	1	0	0	1	1	120
17:30	14	0	0	0	0	0	0	14	113	15	1	0	1	1	0	131
17:45	20	1	0	0	1	0	1	23	123	10	1	0	2	1	2	139
Hour	61	4	0	0	1	0	1	67	451	54	3	0	5	3	4	520
18:00	16	0	0	0	0	0	0	16	107	8	1	0	2	0	3	121
18:15	10	0	0	0	0	0	0	10	106	12	0	0	1	0	2	121
18:30	11	2	0	0	1	0	0	14	97	2	0	0	2	1	4	106
18:45	13	2	0	0	1	0	0	16	107	10	1	0	1	1	4	124
Hour	50	4	0	0	2	0	0	56	417	32	2	0	6	2	13	472
Total	474	77	12	1	4	6	3	577	5302	538	64	11	61	58	120	6154



Site No. 5  
 Location R107(N) / R139(W) / R107(S) / R139(E)  
 Date 13 April 2016

Time	A to B - R107(N) to R139(W)							Veh. Total	B to A - R139(W) to R107(N)							Veh. Total
	CAR	LGV	OGV1	OGV2	PSV	M/C	P/C		CAR	LGV	OGV1	OGV2	PSV	M/C	P/C	
07:00	46	9	1	0	0	0	0	56	33	27	1	3	0	0	0	64
07:15	52	6	0	1	3	0	0	62	45	39	1	4	0	0	1	90
07:30	50	6	8	2	0	0	0	66	36	24	1	2	1	1	0	65
07:45	65	11	0	1	0	0	0	77	41	22	3	1	1	0	0	68
Hour	213	32	9	4	3	0	0	261	155	112	6	10	2	1	1	287
08:00	54	6	0	1	0	0	0	61	40	10	4	3	0	1	0	58
08:15	53	3	2	2	0	1	0	61	37	10	1	4	0	0	0	52
08:30	63	8	1	3	0	1	0	76	39	14	0	2	0	1	0	56
08:45	58	2	3	1	0	0	0	64	58	7	0	3	0	1	4	73
Hour	228	19	6	7	0	2	0	262	174	41	5	12	0	3	4	239
09:00	74	8	1	2	0	2	0	87	31	15	2	4	2	0	0	54
09:15	48	8	2	2	0	0	0	60	60	16	2	0	0	0	0	78
09:30	43	3	0	2	1	0	0	49	47	16	3	4	0	0	0	70
09:45	38	12	1	3	0	0	0	54	64	10	2	3	0	0	0	79
Hour	203	31	4	9	1	2	0	250	202	57	9	11	2	0	0	281
10:00	42	6	2	1	0	0	1	52	40	5	0	0	0	0	0	45
10:15	48	11	2	4	1	0	0	66	36	12	4	5	0	0	0	57
10:30	38	6	0	1	0	0	0	45	37	10	4	3	0	0	0	54
10:45	29	8	2	3	1	0	0	43	40	11	5	3	0	0	0	59
Hour	157	31	6	9	2	0	1	206	153	38	13	11	0	0	0	215
11:00	42	10	3	2	0	0	0	57	33	12	1	1	1	0	0	48
11:15	32	5	1	0	0	0	0	38	36	12	0	0	0	0	0	48
11:30	26	7	4	2	0	0	0	39	48	13	5	2	0	1	1	70
11:45	44	14	3	0	0	0	0	61	52	16	2	2	0	0	0	72
Hour	144	36	11	4	0	0	0	195	169	53	8	5	1	1	1	238
12:00	35	6	4	2	0	1	0	48	44	11	6	2	0	0	0	63
12:15	41	17	2	4	0	0	0	64	55	9	3	1	1	0	0	69
12:30	45	11	2	2	1	0	0	61	52	12	5	3	0	0	0	72
12:45	35	5	5	2	0	0	0	47	48	7	2	2	0	0	0	59
Hour	156	39	13	10	1	1	0	220	199	39	16	8	1	0	0	263
13:00	34	6	3	6	0	0	0	49	55	4	5	2	1	0	0	67
13:15	50	13	3	3	0	0	0	69	63	13	4	1	0	1	0	82
13:30	45	9	1	2	0	1	0	58	55	11	1	2	1	0	0	70
13:45	38	6	4	1	1	1	0	51	57	9	4	1	0	0	0	71
Hour	167	34	11	12	1	2	0	227	230	37	14	6	2	1	0	290
14:00	42	15	5	1	0	0	0	63	57	10	8	2	0	3	0	80
14:15	28	6	3	3	0	0	0	40	66	10	2	2	0	0	0	80
14:30	41	13	3	3	0	0	0	60	43	6	5	2	0	0	0	56
14:45	31	10	1	3	0	0	0	45	49	5	2	0	0	1	0	57
Hour	142	44	12	10	0	0	0	208	215	31	17	6	0	4	0	273
15:00	47	16	2	0	1	0	0	66	57	13	3	3	1	0	0	77
15:15	37	7	1	4	1	0	0	50	45	9	4	2	0	0	0	60
15:30	39	18	4	0	0	1	0	62	56	7	1	4	1	0	1	70
15:45	48	17	1	3	0	0	0	69	68	7	2	4	2	0	0	83
Hour	171	58	8	7	2	1	0	247	226	36	10	13	4	0	1	290
16:00	34	17	0	4	0	0	0	55	68	17	6	2	0	0	0	93
16:15	43	15	1	1	0	0	1	61	60	11	2	1	0	1	0	75
16:30	37	19	2	0	0	0	0	58	37	5	1	2	1	0	1	47
16:45	47	28	3	2	0	0	0	80	38	2	3	1	1	0	1	46
Hour	161	79	6	7	0	0	1	254	203	35	12	6	2	1	2	261
17:00	48	13	3	1	0	0	0	65	51	6	1	1	0	0	0	59
17:15	58	9	0	1	0	0	0	68	50	6	1	1	0	0	0	58
17:30	41	7	1	0	0	0	0	49	69	3	1	0	0	1	0	74
17:45	44	13	7	1	0	2	0	67	68	1	1	0	0	1	0	71
Hour	191	42	11	3	0	2	0	249	238	16	4	2	0	2	0	262
18:00	49	14	2	0	0	0	0	65	67	7	0	0	1	0	1	76
18:15	38	11	0	3	0	1	0	53	67	7	1	0	0	0	0	75
18:30	56	5	1	0	0	1	0	63	64	3	1	0	1	0	0	69
18:45	40	8	0	0	0	0	0	48	65	6	0	0	0	1	0	72
Hour	183	38	3	3	0	2	0	229	263	23	2	0	2	1	1	292
Total	2116	483	100	85	10	12	2	2808	2427	518	116	90	16	14	10	3191



Site No. 5  
 Location R107(N) / R139(W) / R107(S) / R139(E)  
 Date 13 April 2016

Time	B to D - R139(W) to R139(E)							Veh. Total	B to C - R139(W) to R107(S)							Veh. Total
	CAR	LGV	OGV1	OGV2	PSV	M/C	P/C		CAR	LGV	OGV1	OGV2	PSV	M/C	P/C	
07:00	78	19	2	3	0	1	0	103	40	13	1	2	2	0	0	58
07:15	105	35	7	4	1	0	0	152	47	26	4	3	0	0	1	81
07:30	111	37	7	6	3	2	1	167	68	22	1	4	0	0	0	95
07:45	152	29	8	0	0	1	0	190	90	23	2	3	1	1	0	120
Hour	446	120	24	13	4	4	1	612	245	84	8	12	3	1	1	354
08:00	130	32	7	3	0	0	0	172	72	11	3	0	0	0	0	86
08:15	110	26	3	0	0	0	0	139	94	22	5	2	1	0	0	124
08:30	92	22	2	1	0	0	0	117	104	19	3	2	1	0	1	130
08:45	81	20	4	4	0	0	0	109	101	21	3	1	0	0	0	126
Hour	413	100	16	8	0	0	0	537	371	73	14	5	2	0	1	466
09:00	100	31	4	3	1	0	0	139	100	18	5	0	0	0	0	123
09:15	103	26	4	1	0	1	0	135	107	24	7	2	1	0	0	141
09:30	90	22	6	3	1	0	1	123	82	19	4	0	0	2	0	107
09:45	94	23	7	3	0	0	0	127	68	22	3	3	0	0	0	96
Hour	387	102	21	10	2	1	1	524	357	83	19	5	1	2	0	467
10:00	74	14	5	0	1	1	0	95	55	13	0	5	0	0	0	73
10:15	66	24	8	2	1	0	0	101	47	13	9	4	1	1	0	75
10:30	68	22	5	3	0	0	0	98	67	21	4	4	0	0	0	96
10:45	61	19	5	0	0	1	0	86	65	14	4	3	0	1	0	87
Hour	269	79	23	5	2	2	0	380	234	61	17	16	1	2	0	331
11:00	57	24	10	1	0	0	0	92	45	11	4	0	1	0	0	61
11:15	59	25	10	3	0	1	0	98	50	20	6	1	0	0	0	77
11:30	60	17	16	3	1	0	0	97	57	10	2	2	0	0	1	72
11:45	77	28	3	5	1	0	0	114	72	14	6	3	0	0	0	95
Hour	253	94	39	12	2	1	0	401	224	55	18	6	1	0	1	305
12:00	63	19	8	1	1	0	0	92	72	13	2	4	0	0	0	91
12:15	87	15	5	0	1	0	0	108	75	16	3	5	0	1	0	100
12:30	77	26	9	2	0	1	0	115	80	15	8	1	0	1	0	105
12:45	105	25	3	2	3	1	0	139	67	18	7	1	0	0	0	93
Hour	332	85	25	5	5	2	0	454	294	62	20	11	0	2	0	389
13:00	104	14	10	1	0	0	0	129	103	11	4	4	1	0	0	123
13:15	98	21	8	2	1	3	0	133	64	11	5	3	0	2	0	85
13:30	88	20	5	5	0	2	0	120	58	17	4	2	1	0	0	82
13:45	102	18	5	3	0	0	0	128	79	19	6	1	0	0	0	105
Hour	392	73	28	11	1	5	0	510	304	58	19	10	2	2	0	395
14:00	120	22	3	3	2	1	0	151	80	19	4	2	0	0	0	105
14:15	115	23	2	1	0	1	0	142	89	12	5	1	0	0	0	107
14:30	113	20	8	6	0	0	0	147	64	13	1	2	2	1	0	83
14:45	108	19	6	3	1	1	0	138	77	21	2	2	1	0	0	103
Hour	456	84	19	13	3	3	0	578	310	65	12	7	3	1	0	398
15:00	89	27	4	1	1	0	0	122	66	16	6	2	1	1	0	92
15:15	95	21	5	1	0	0	1	123	78	15	2	1	0	0	0	96
15:30	100	18	6	0	1	2	0	127	70	15	3	3	2	0	0	93
15:45	93	20	4	2	0	0	0	119	67	15	2	4	0	0	0	88
Hour	377	86	19	4	2	2	1	491	281	61	13	10	3	1	0	369
16:00	106	35	3	2	1	1	0	148	112	20	1	2	0	1	0	136
16:15	139	13	4	1	1	1	0	159	101	13	3	0	0	0	1	118
16:30	114	12	4	3	2	0	0	135	80	14	1	2	0	0	1	98
16:45	137	22	4	4	0	0	0	167	113	12	3	0	0	1	0	129
Hour	496	82	15	10	4	2	0	609	406	59	8	4	0	2	2	481
17:00	134	19	1	0	1	2	0	157	88	17	1	0	0	0	1	107
17:15	130	18	5	0	1	2	0	156	98	6	0	0	0	1	0	105
17:30	152	18	0	1	1	2	0	174	120	15	2	1	0	0	0	138
17:45	140	19	1	0	0	1	0	161	81	11	3	0	0	0	0	95
Hour	556	74	7	1	3	7	0	648	387	49	6	1	0	1	1	445
18:00	184	19	1	0	0	0	0	204	106	10	2	1	0	0	0	119
18:15	140	13	0	0	0	3	0	156	119	9	2	0	0	3	1	134
18:30	149	12	1	0	0	1	0	163	109	11	2	0	0	0	2	124
18:45	140	17	2	0	0	1	1	161	103	5	0	1	0	1	0	110
Hour	613	61	4	0	0	5	1	684	437	35	6	2	0	4	3	487
Total	4990	1040	240	92	28	34	4	6428	3850	745	160	89	16	18	9	4887

Site No. 5  
 Location R107(N) / R139(W) / R107(S) / R139(E)  
 Date 13 April 2016

Time	C to B - R107(S) to R139(W)							Veh. Total	C to A - R107(S) to R107(N)							Veh. Total
	CAR	LGV	OGV1	OGV2	PSV	M/C	P/C		CAR	LGV	OGV1	OGV2	PSV	M/C	P/C	
07:00	75	29	5	2	0	1	2	114	29	10	1	2	1	0	1	44
07:15	100	25	4	2	1	0	1	133	39	10	1	0	2	0	1	53
07:30	110	19	2	4	0	0	0	135	63	8	1	1	2	0	1	76
07:45	102	25	6	0	0	0	0	133	67	15	2	0	1	0	1	86
Hour	387	98	17	8	1	1	3	515	198	43	5	3	6	0	4	259
08:00	108	21	7	5	0	0	1	142	67	17	2	0	2	2	1	91
08:15	105	21	7	5	0	1	0	139	107	12	1	0	1	0	2	123
08:30	106	21	1	3	0	0	2	133	102	13	1	0	2	0	3	121
08:45	113	17	3	1	1	1	0	136	90	10	1	0	3	0	4	108
Hour	432	80	18	14	1	2	3	550	366	52	5	0	8	2	10	443
09:00	91	32	8	2	0	0	0	133	84	9	5	0	2	0	2	102
09:15	92	26	5	1	0	1	0	125	80	13	2	1	1	1	0	98
09:30	80	21	1	0	0	3	1	106	68	13	3	0	1	0	3	88
09:45	72	24	5	2	1	0	0	104	90	9	4	0	2	0	1	106
Hour	335	103	19	5	1	4	1	468	322	44	14	1	6	1	6	394
10:00	71	19	5	3	0	1	0	99	64	14	3	0	0	1	2	84
10:15	68	20	9	0	1	0	1	99	81	14	1	0	1	1	1	99
10:30	66	17	5	2	0	0	0	90	64	8	1	0	1	1	4	79
10:45	80	22	10	2	0	0	0	114	92	9	4	0	1	0	2	108
Hour	285	78	29	7	1	1	1	402	301	45	9	0	3	3	9	370
11:00	61	19	2	6	0	1	0	89	85	18	4	0	0	1	2	110
11:15	63	16	6	3	0	1	0	89	79	11	2	0	3	0	1	96
11:30	81	17	13	3	0	0	0	114	91	14	5	0	0	2	1	113
11:45	57	11	5	5	0	2	1	81	103	15	3	0	1	1	0	123
Hour	262	63	26	17	0	4	1	373	358	58	14	0	4	4	4	442
12:00	67	19	5	4	0	0	0	95	133	15	1	0	0	1	0	150
12:15	51	17	11	2	0	0	0	81	129	12	4	0	1	0	0	146
12:30	89	25	4	5	0	0	0	123	117	17	5	0	1	2	1	143
12:45	78	17	14	2	0	0	0	111	104	12	3	0	0	2	3	124
Hour	285	78	34	13	0	0	0	410	483	56	13	0	2	5	4	563
13:00	74	17	11	2	1	0	0	105	130	6	0	0	1	0	1	138
13:15	86	15	6	2	1	0	0	110	137	5	3	1	0	0	1	147
13:30	88	17	7	4	0	0	0	116	114	9	1	0	2	1	0	127
13:45	89	19	5	8	0	1	0	122	136	10	1	0	1	0	0	148
Hour	337	68	29	16	2	1	0	453	517	30	5	1	4	1	2	560
14:00	74	27	6	4	0	0	0	111	110	13	2	0	0	1	1	127
14:15	82	14	6	3	1	1	1	108	102	9	2	0	0	2	0	115
14:30	96	17	7	1	0	0	0	121	125	14	1	0	3	2	1	146
14:45	80	31	8	2	4	0	0	125	114	18	0	0	0	1	0	133
Hour	332	89	27	10	5	1	1	465	451	54	5	0	3	6	2	521
15:00	106	22	5	6	0	0	0	139	119	12	0	0	2	1	2	136
15:15	89	34	2	0	0	0	0	125	131	13	2	0	1	2	0	149
15:30	101	29	3	4	1	0	1	139	127	12	1	0	1	0	0	141
15:45	88	21	7	5	0	0	0	121	113	12	2	0	1	2	0	130
Hour	384	106	17	15	1	0	1	524	490	49	5	0	5	5	2	556
16:00	113	25	7	2	1	0	0	148	112	17	2	0	1	0	4	136
16:15	135	23	6	4	1	0	0	169	136	13	1	0	1	3	0	154
16:30	124	36	2	0	0	0	0	162	149	16	2	0	0	1	0	168
16:45	115	29	2	1	0	0	0	147	131	8	1	0	3	2	4	149
Hour	487	113	17	7	2	0	0	626	528	54	6	0	5	6	8	607
17:00	149	25	3	0	0	1	0	178	180	12	3	0	1	1	6	203
17:15	115	24	4	1	0	1	0	145	165	16	0	1	2	1	7	192
17:30	103	19	4	1	1	0	0	128	148	15	1	0	1	7	6	178
17:45	116	12	2	3	0	0	1	134	166	12	0	0	4	7	12	201
Hour	483	80	13	5	1	2	1	585	659	55	4	1	8	16	31	774
18:00	102	14	5	3	1	1	1	127	127	8	0	0	2	5	12	154
18:15	85	11	3	0	0	0	0	99	162	12	0	0	0	5	10	189
18:30	101	15	0	1	0	1	0	118	154	11	2	0	2	2	7	178
18:45	95	13	0	2	0	0	0	110	157	12	0	0	3	3	4	179
Hour	383	53	8	6	1	2	1	454	600	43	2	0	7	15	33	700
Total	4392	1009	254	123	16	18	13	5825	5273	583	87	6	61	64	115	6189



Site No. 5  
 Location R107(N) / R139(W) / R107(S) / R139(E)  
 Date 13 April 2016

Time	C to D - R107(S) to R139(E)							Veh. Total	D to C - R139(E) to R107(S)							Veh. Total
	CAR	LGV	OGV1	OGV2	PSV	M/C	P/C		CAR	LGV	OGV1	OGV2	PSV	M/C	P/C	
07:00	19	3	0	1	3	0	0	26	68	10	0	0	3	0	6	87
07:15	17	8	1	0	2	0	2	30	52	3	1	0	3	0	5	64
07:30	22	6	3	1	3	0	0	35	54	5	0	1	6	2	7	75
07:45	48	4	0	0	1	2	0	55	50	5	0	0	4	0	11	70
Hour	106	21	4	2	9	2	2	146	224	23	1	1	16	2	29	296
08:00	45	10	0	0	3	1	0	59	79	12	4	0	6	1	3	105
08:15	34	13	2	0	1	1	0	51	75	9	1	0	3	2	11	101
08:30	50	7	2	0	3	1	0	63	103	7	6	0	3	6	11	136
08:45	52	4	2	0	2	0	0	60	86	6	0	0	3	3	7	105
Hour	181	34	6	0	9	3	0	233	343	34	11	0	15	12	32	447
09:00	41	8	1	0	4	0	0	54	64	9	2	1	1	1	5	83
09:15	47	3	3	0	1	0	0	54	67	7	1	1	4	0	7	87
09:30	26	5	1	0	6	0	0	38	80	6	0	0	2	1	0	89
09:45	38	9	2	0	2	0	1	52	57	6	2	0	4	0	2	71
Hour	152	25	7	0	13	0	1	198	268	28	5	2	11	2	14	330
10:00	32	6	0	0	3	1	2	44	46	4	0	1	2	0	0	53
10:15	41	8	0	0	2	0	0	51	62	8	1	2	3	0	1	77
10:30	48	8	0	1	3	0	0	60	50	13	1	0	3	0	0	67
10:45	34	15	1	2	6	0	0	58	51	8	3	1	4	0	1	68
Hour	155	37	1	3	14	1	2	213	209	33	5	4	12	0	2	265
11:00	65	6	1	0	0	1	1	74	53	8	3	0	2	0	2	68
11:15	43	7	0	1	3	1	0	55	54	13	4	0	3	0	2	76
11:30	60	6	4	0	3	2	0	75	66	8	2	0	1	3	5	85
11:45	53	8	2	1	2	0	0	66	58	6	4	0	3	0	0	71
Hour	221	27	7	2	8	4	1	270	231	35	13	0	9	3	9	300
12:00	73	7	5	2	4	0	0	91	54	9	2	1	3	1	0	70
12:15	50	11	3	0	2	2	0	68	46	6	1	1	2	1	0	57
12:30	81	6	1	0	2	0	0	90	67	4	1	1	2	1	1	77
12:45	58	7	1	0	4	0	0	70	74	9	3	0	3	0	1	90
Hour	262	31	10	2	12	2	0	319	241	28	7	3	10	3	2	294
13:00	61	7	1	0	1	1	0	71	73	8	2	0	2	0	1	86
13:15	59	7	0	0	2	0	0	68	56	11	2	1	3	0	0	73
13:30	75	9	4	1	3	0	0	92	77	10	1	1	3	0	0	92
13:45	64	11	3	0	3	0	0	81	63	6	1	2	4	1	0	77
Hour	259	34	8	1	9	1	0	312	269	35	6	4	12	1	1	328
14:00	59	8	5	0	3	0	0	75	74	6	4	0	2	0	0	86
14:15	78	4	0	0	2	1	1	86	65	7	3	0	3	0	5	83
14:30	67	13	2	1	4	1	2	90	59	11	3	0	3	0	0	76
14:45	101	6	2	0	2	0	0	111	73	7	1	1	3	0	0	85
Hour	305	31	9	1	11	2	3	362	271	31	11	1	11	0	5	330
15:00	63	9	1	1	5	0	0	79	72	10	1	0	3	0	0	86
15:15	85	14	1	2	4	1	2	109	65	8	2	0	3	0	0	78
15:30	92	7	2	0	3	1	0	105	77	7	1	0	3	1	1	90
15:45	70	12	1	0	1	1	0	85	87	7	2	0	3	1	2	102
Hour	310	42	5	3	13	3	2	378	301	32	6	0	12	2	3	356
16:00	78	14	2	0	2	1	1	98	60	8	1	1	3	1	0	74
16:15	80	11	1	0	2	0	0	94	66	8	0	0	3	0	5	82
16:30	88	12	1	0	4	0	2	107	75	11	0	1	3	0	2	92
16:45	67	17	0	0	2	0	2	88	70	8	0	0	3	0	2	83
Hour	313	54	4	0	10	1	5	387	271	35	1	2	12	1	9	331
17:00	108	9	0	0	5	1	3	126	57	11	2	0	3	1	1	75
17:15	95	10	0	0	3	2	4	114	74	7	0	0	3	2	3	89
17:30	103	5	0	0	1	6	8	123	59	5	0	0	3	0	1	68
17:45	95	6	0	0	4	3	1	109	64	2	0	0	3	2	2	73
Hour	401	30	0	0	13	12	16	472	254	25	2	0	12	5	7	305
18:00	86	3	0	0	1	1	9	100	68	2	0	0	3	0	3	76
18:15	109	8	0	0	5	1	8	131	70	2	0	0	4	0	3	79
18:30	75	7	1	0	6	1	3	93	65	6	0	0	3	0	1	75
18:45	100	6	0	0	3	0	2	111	79	4	1	0	3	0	0	87
Hour	370	24	1	0	15	3	22	435	282	14	1	0	13	0	7	317
Total	3035	390	62	14	136	34	54	3725	3164	353	69	17	145	31	120	3899



Site No. 5  
 Location R107(N) / R139(W) / R107(S) / R139(E)  
 Date 13 April 2016

Time	D to B - R139(E) to R139(W)							Veh. Total	D to A - R139(E) to R107(N)							Veh. Total
	CAR	LGV	OGV1	OGV2	PSV	M/C	P/C		CAR	LGV	OGV1	OGV2	PSV	M/C	P/C	
07:00	174	28	2	3	0	1	0	208	7	1	0	0	0	0	0	8
07:15	146	28	3	0	2	1	0	180	6	2	0	0	1	0	0	9
07:30	165	24	2	1	0	1	0	193	13	0	0	0	0	0	0	13
07:45	125	22	5	3	0	0	0	155	17	2	1	0	0	0	2	22
Hour	610	102	12	7	2	3	0	736	43	5	1	0	1	0	2	52
08:00	159	26	3	3	1	1	0	193	11	1	1	0	0	0	0	13
08:15	143	28	9	2	0	3	0	185	14	0	0	0	0	0	0	14
08:30	149	10	5	3	0	1	0	168	25	2	0	1	0	0	0	28
08:45	105	26	3	2	0	1	0	137	18	0	1	0	0	0	0	19
Hour	556	90	20	10	1	6	0	683	68	3	2	1	0	0	0	74
09:00	103	20	5	3	0	0	0	131	15	1	0	0	0	0	0	16
09:15	120	26	5	2	0	2	0	155	14	1	1	0	0	0	0	16
09:30	136	27	8	3	0	2	0	176	17	3	2	0	0	0	0	22
09:45	87	23	2	2	0	0	0	114	11	1	0	0	0	0	0	12
Hour	446	96	20	10	0	4	0	576	57	6	3	0	0	0	0	66
10:00	93	26	4	1	1	0	0	125	9	1	0	0	0	0	0	10
10:15	69	22	5	2	0	0	0	98	13	5	0	0	0	0	0	18
10:30	90	29	4	2	0	1	0	126	11	1	1	0	0	0	0	13
10:45	79	19	10	2	0	1	0	111	16	5	1	0	0	0	0	22
Hour	331	96	23	7	1	2	0	460	49	12	2	0	0	0	0	63
11:00	77	17	6	3	1	1	0	105	10	2	0	0	0	0	0	12
11:15	84	18	8	1	1	1	0	113	13	1	1	0	0	0	0	15
11:30	79	18	5	2	1	0	1	106	8	3	1	1	0	0	0	13
11:45	59	12	11	5	0	0	0	87	13	2	0	0	0	1	1	17
Hour	299	65	30	11	3	2	1	411	44	8	2	1	0	1	1	57
12:00	70	22	5	3	2	1	0	103	6	0	1	0	0	0	0	7
12:15	79	17	10	0	0	0	0	106	21	2	1	0	0	0	0	24
12:30	85	12	10	3	2	0	0	112	14	2	1	0	0	0	0	17
12:45	76	16	9	4	0	0	0	105	13	0	1	0	0	0	0	14
Hour	310	67	34	10	4	1	0	426	54	4	4	0	0	0	0	62
13:00	83	23	2	1	2	1	0	112	21	2	0	0	0	0	0	23
13:15	86	17	4	1	0	1	0	109	17	3	0	0	0	0	0	20
13:30	95	13	5	1	1	1	0	116	7	1	0	0	0	0	0	8
13:45	78	21	3	2	1	0	0	105	17	2	0	0	0	0	1	20
Hour	342	74	14	5	4	3	0	442	62	8	0	0	0	0	1	71
14:00	81	23	6	2	0	0	0	112	10	2	0	0	0	0	1	13
14:15	84	31	4	1	0	1	0	121	14	4	1	0	0	0	0	19
14:30	81	14	7	3	0	1	0	106	16	1	0	0	0	0	0	17
14:45	93	23	2	5	0	0	0	123	21	2	0	0	0	0	0	23
Hour	339	91	19	11	0	2	0	462	61	9	1	0	0	0	1	72
15:00	131	22	5	1	2	0	0	161	17	0	0	0	0	0	0	17
15:15	90	31	10	1	1	0	0	133	11	2	0	0	0	0	0	13
15:30	125	27	6	3	0	2	0	163	16	2	0	0	0	0	0	18
15:45	151	19	8	2	0	3	0	183	8	0	0	0	0	0	0	8
Hour	497	99	29	7	3	5	0	640	52	4	0	0	0	0	0	56
16:00	124	29	5	3	1	3	0	165	13	1	0	0	0	0	0	14
16:15	110	38	6	3	0	0	0	157	18	2	0	0	0	0	0	20
16:30	134	43	7	0	0	1	0	185	14	2	1	0	0	0	1	18
16:45	117	43	5	2	0	0	0	167	9	1	0	0	0	0	0	10
Hour	485	153	23	8	1	4	0	674	54	6	1	0	0	0	1	62
17:00	117	23	4	2	1	1	0	148	17	1	0	0	0	0	0	18
17:15	121	20	1	5	0	0	0	147	9	4	0	0	0	0	0	13
17:30	105	21	7	0	0	0	0	133	19	1	0	0	0	0	0	20
17:45	108	19	3	1	2	1	0	134	20	1	0	0	0	0	0	21
Hour	451	83	15	8	3	2	0	562	65	7	0	0	0	0	0	72
18:00	103	15	2	0	0	2	0	122	9	2	0	0	0	0	0	11
18:15	115	13	1	0	0	2	0	131	14	0	0	0	0	0	0	14
18:30	129	13	1	0	0	1	0	144	20	0	0	0	0	0	0	20
18:45	103	8	1	0	1	0	0	113	13	1	0	0	0	0	0	14
Hour	450	49	5	0	1	5	0	510	56	3	0	0	0	0	0	59
Total	5116	1065	244	94	23	39	1	6582	665	75	16	2	1	1	6	766



Site No. 5  
Location R107(N) / R139(W) / R107(S) / R139(E)  
Date 13 April 2016

Time	To Arm A - R107(N)							Veh. Total	From Arm A - R107(N)							Veh. Total
	CAR	LGV	OGV1	OGV2	PSV	M/C	P/C		CAR	LGV	OGV1	OGV2	PSV	M/C	P/C	
07:00	69	38	2	5	1	0	1	116	157	19	1	0	1	1	5	184
07:15	90	51	2	4	3	0	2	152	175	26	1	1	4	1	4	212
07:30	112	32	2	3	3	1	1	154	198	32	8	3	2	1	11	255
07:45	125	39	6	1	2	0	3	176	246	32	0	2	1	5	12	298
Hour	396	160	12	13	9	1	7	598	776	109	10	6	8	8	32	949
08:00	118	28	7	3	2	3	1	162	224	19	1	1	2	3	15	265
08:15	158	22	2	4	1	0	2	189	239	18	5	2	3	4	11	282
08:30	166	29	1	3	2	1	3	205	225	20	1	5	2	6	10	269
08:45	166	17	2	3	3	1	8	200	215	16	9	3	2	4	5	254
Hour	608	96	12	13	8	5	14	756	903	73	16	11	9	17	41	1070
09:00	130	25	7	4	4	0	2	172	242	30	1	2	2	4	5	286
09:15	154	30	5	1	1	1	0	192	207	23	5	2	3	0	2	242
09:30	132	32	8	4	1	0	3	180	162	13	1	3	2	2	2	185
09:45	165	20	6	3	2	0	1	197	153	27	4	3	2	0	1	190
Hour	581	107	26	12	8	1	6	741	764	93	11	10	9	6	10	903
10:00	113	20	3	0	0	1	2	139	132	16	4	2	1	0	3	158
10:15	130	31	5	5	1	1	1	174	150	21	4	4	2	2	1	184
10:30	112	19	6	3	1	1	4	146	136	18	2	2	1	0	0	159
10:45	148	25	10	3	1	0	2	189	122	18	3	3	1	3	3	153
Hour	503	95	24	11	3	3	9	648	540	73	13	11	5	5	7	654
11:00	128	32	5	1	1	1	2	170	156	23	4	3	1	1	0	188
11:15	128	24	3	0	3	0	1	159	131	17	4	0	1	1	0	154
11:30	147	30	11	3	0	3	2	196	129	14	9	2	1	0	1	156
11:45	168	33	5	2	1	2	1	212	129	32	4	0	0	0	0	165
Hour	571	119	24	6	5	6	6	737	545	86	21	5	3	2	1	663
12:00	183	26	8	2	0	1	0	220	142	18	6	2	2	4	2	176
12:15	205	23	8	1	2	0	0	239	131	29	3	4	1	0	0	168
12:30	183	31	11	3	1	2	1	232	183	21	5	2	2	0	0	213
12:45	165	19	6	2	0	2	3	197	165	18	9	2	0	0	1	195
Hour	736	99	33	8	3	5	4	888	621	86	23	10	5	4	3	752
13:00	206	12	5	2	2	0	1	228	147	18	6	6	1	2	1	181
13:15	217	21	7	2	0	1	1	249	182	28	6	3	0	2	0	221
13:30	176	21	2	2	3	1	0	205	178	22	4	2	3	3	0	212
13:45	210	21	5	1	1	0	1	239	138	14	7	1	1	4	1	166
Hour	809	75	19	7	6	2	3	921	645	82	23	12	5	11	2	780
14:00	177	25	10	2	0	4	2	220	141	22	6	1	1	1	2	174
14:15	182	23	5	2	0	2	0	214	129	21	6	3	0	0	0	159
14:30	184	21	6	2	3	2	1	219	147	22	5	3	2	0	0	179
14:45	184	25	2	0	0	2	0	213	135	16	2	3	0	1	0	157
Hour	727	94	23	6	3	10	3	866	552	81	19	10	3	2	2	669
15:00	193	25	3	3	3	1	2	230	152	29	3	0	1	1	0	186
15:15	187	24	6	2	1	2	0	222	125	18	1	4	3	0	1	152
15:30	199	21	2	4	2	0	1	229	145	33	4	0	2	3	0	187
15:45	189	19	4	4	3	2	0	221	161	28	2	3	0	2	1	197
Hour	768	89	15	13	9	5	3	902	583	108	10	7	6	6	2	722
16:00	193	35	8	2	1	0	4	243	119	29	2	4	3	0	3	160
16:15	214	26	3	1	1	4	0	249	160	21	3	2	2	2	2	192
16:30	200	23	4	2	1	1	2	233	154	32	2	0	1	1	1	191
16:45	178	11	4	1	4	2	5	205	177	51	4	3	2	3	1	241
Hour	785	95	19	6	7	7	11	930	610	133	11	9	8	6	7	784
17:00	248	19	4	1	1	1	6	280	172	33	3	1	2	0	1	212
17:15	224	26	1	2	2	1	7	263	176	21	1	1	0	1	1	201
17:30	236	19	2	0	1	8	6	272	168	22	2	0	1	1	0	194
17:45	254	14	1	0	4	8	12	293	187	24	8	1	3	3	3	229
Hour	962	78	8	3	8	18	31	1108	703	100	14	3	6	5	5	836
18:00	203	17	0	0	3	5	13	241	172	22	3	0	2	0	3	202
18:15	243	19	1	0	0	5	10	278	154	23	0	3	1	1	2	184
18:30	238	14	3	0	3	2	7	267	164	9	1	0	3	2	4	183
18:45	235	19	0	0	3	4	4	265	160	20	1	0	2	1	4	188
Hour	919	69	4	0	9	16	34	1051	650	74	5	3	8	4	13	757
Total	8365	1176	219	98	78	79	131	10146	7892	1098	176	97	75	76	125	9539



Site No. 5  
 Location R107(N) / R139(W) / R107(S) / R139(E)  
 Date 13 April 2016

Time	To Arm B - R139(W)							Veh. Total	From Arm B - R139(W)							Veh. Total
	CAR	LGV	OGV1	OGV2	PSV	M/C	P/C		CAR	LGV	OGV1	OGV2	PSV	M/C	P/C	
07:00	295	66	8	5	0	2	2	378	151	59	4	8	2	1	0	225
07:15	298	59	7	3	6	1	1	375	197	100	12	11	1	0	2	323
07:30	325	49	12	7	0	1	0	394	215	83	9	12	4	3	1	327
07:45	292	58	11	4	0	0	0	365	283	74	13	4	2	2	0	378
Hour	1210	232	38	19	6	4	3	1512	846	316	38	35	9	6	3	1253
08:00	321	53	10	9	1	1	1	396	242	53	14	6	0	1	0	316
08:15	301	52	18	9	0	5	0	385	241	58	9	6	1	0	0	315
08:30	318	39	7	9	0	2	2	377	235	55	5	5	1	1	1	303
08:45	276	45	9	4	1	2	0	337	240	48	7	8	0	1	4	308
Hour	1216	189	44	31	2	10	3	1495	958	214	35	25	2	3	5	1242
09:00	268	60	14	7	0	2	0	351	231	64	11	7	3	0	0	316
09:15	260	60	12	5	0	3	0	340	270	66	13	3	1	1	0	354
09:30	259	51	9	5	1	5	1	331	219	57	13	7	1	2	1	300
09:45	197	59	8	7	1	0	0	272	226	55	12	9	0	0	0	302
Hour	984	230	43	24	2	10	1	1294	946	242	49	26	5	3	1	1272
10:00	206	51	11	5	1	1	1	276	169	32	5	5	1	1	0	213
10:15	185	53	16	6	2	0	1	263	149	49	21	11	2	1	0	233
10:30	194	52	9	5	0	1	0	261	172	53	13	10	0	0	0	248
10:45	188	49	22	7	1	1	0	268	166	44	14	6	0	2	0	232
Hour	773	205	58	23	4	3	2	1068	656	178	53	32	3	4	0	926
11:00	180	46	11	11	1	2	0	251	135	47	15	2	2	0	0	201
11:15	179	39	15	4	1	2	0	240	145	57	16	4	0	1	0	223
11:30	186	42	22	7	1	0	1	259	165	40	23	7	1	1	2	239
11:45	160	37	19	10	0	2	1	229	201	58	11	10	1	0	0	281
Hour	705	164	67	32	3	6	2	979	646	202	65	23	4	2	2	944
12:00	172	47	14	9	2	2	0	246	179	43	16	7	1	0	0	246
12:15	171	51	23	6	0	0	0	251	217	40	11	6	2	1	0	277
12:30	219	48	16	10	3	0	0	296	209	53	22	6	0	2	0	292
12:45	189	38	28	8	0	0	0	263	220	50	12	5	3	1	0	291
Hour	751	184	81	33	5	2	0	1056	825	186	61	24	6	4	0	1106
13:00	191	46	16	9	3	1	0	266	262	29	19	7	2	0	0	319
13:15	222	45	13	6	1	1	0	288	225	45	17	6	1	6	0	300
13:30	228	39	13	7	1	2	0	290	201	48	10	9	2	2	0	272
13:45	205	46	12	11	2	2	0	278	238	46	15	5	0	0	0	304
Hour	846	176	54	33	7	6	0	1122	926	168	61	27	5	8	0	1195
14:00	197	65	17	7	0	0	0	286	257	51	15	7	2	4	0	336
14:15	194	51	13	7	1	2	1	269	270	45	9	4	0	1	0	329
14:30	218	44	17	7	0	1	0	287	220	39	14	10	2	1	0	286
14:45	204	64	11	10	4	0	0	293	234	45	10	5	2	2	0	298
Hour	813	224	58	31	5	3	1	1135	981	180	48	26	6	8	0	1249
15:00	284	60	12	7	3	0	0	366	212	56	13	6	3	1	0	291
15:15	216	72	13	5	2	0	0	308	218	45	11	4	0	0	1	279
15:30	265	74	13	7	1	3	1	364	226	40	10	7	4	2	1	290
15:45	287	57	16	10	0	3	0	373	228	42	8	10	2	0	0	290
Hour	1052	263	54	29	6	6	1	1411	884	183	42	27	9	3	2	1150
16:00	271	71	12	9	2	3	0	368	286	72	10	6	1	2	0	377
16:15	288	76	13	8	1	0	1	387	300	37	9	2	1	2	1	352
16:30	295	98	11	0	0	1	0	405	231	31	6	7	3	0	2	280
16:45	279	100	10	5	0	0	0	394	288	36	10	5	1	1	1	342
Hour	1133	345	46	22	3	4	1	1554	1105	176	35	20	6	5	4	1351
17:00	314	61	10	3	1	2	0	391	273	42	3	1	1	2	1	323
17:15	294	53	5	7	0	1	0	360	278	30	6	1	1	3	0	319
17:30	249	47	12	1	1	0	0	310	341	36	3	2	1	3	0	386
17:45	268	44	12	5	2	3	1	335	289	31	5	0	0	2	0	327
Hour	1125	205	39	16	4	6	1	1396	1181	139	17	4	3	10	1	1355
18:00	254	43	9	3	1	3	1	314	357	36	3	1	1	0	1	399
18:15	238	35	4	3	0	3	0	283	326	29	3	0	0	6	1	365
18:30	286	33	2	1	0	3	0	325	322	26	4	0	1	1	2	356
18:45	238	29	1	2	1	0	0	271	308	28	2	1	0	3	1	343
Hour	1016	140	16	9	2	9	1	1193	1313	119	12	2	2	10	5	1463
Total	11624	2557	598	302	49	69	16	15215	11267	2303	516	271	60	66	23	14506



Site No. 5  
 Location R107(N) / R139(W) / R107(S) / R139(E)  
 Date 13 April 2016

Time	To Arm C - R107(S)							Veh. Total	From Arm C - R107(S)							Veh. Total
	CAR	LGV	OGV1	OGV2	PSV	M/C	P/C		CAR	LGV	OGV1	OGV2	PSV	M/C	P/C	
07:00	213	32	1	2	6	1	11	266	123	42	6	5	4	1	3	184
07:15	217	47	6	3	4	1	10	288	156	43	6	2	5	0	4	216
07:30	265	50	1	6	8	3	18	351	195	33	6	6	5	0	1	246
07:45	305	46	2	4	6	6	23	392	217	44	8	0	2	2	1	274
Hour	1000	175	10	15	24	11	62	1297	691	162	26	13	16	3	9	920
08:00	316	36	8	0	8	4	18	390	220	48	9	5	5	3	2	292
08:15	342	44	8	2	7	5	22	430	246	46	10	5	2	2	2	313
08:30	359	35	9	3	5	11	22	444	258	41	4	3	5	1	5	317
08:45	336	41	8	3	5	6	12	411	255	31	6	1	6	1	4	304
Hour	1353	156	33	8	25	26	74	1675	979	166	29	14	18	7	13	1226
09:00	320	43	7	1	3	3	10	387	216	49	14	2	6	0	2	289
09:15	325	43	10	3	8	0	9	398	219	42	10	2	2	2	0	277
09:30	276	33	4	1	3	5	2	324	174	39	5	0	7	3	4	232
09:45	227	43	8	3	6	0	3	290	200	42	11	2	5	0	2	262
Hour	1148	162	29	8	20	8	24	1399	809	172	40	6	20	5	8	1060
10:00	182	25	2	7	3	0	2	221	167	39	8	3	3	3	4	227
10:15	205	30	11	6	5	3	2	262	190	42	10	0	4	1	2	249
10:30	211	43	7	5	4	0	0	270	178	33	6	3	4	1	4	229
10:45	203	31	8	4	4	4	4	258	206	46	15	4	7	0	2	280
Hour	801	129	28	22	16	7	8	1011	741	160	39	10	18	5	12	985
11:00	199	31	8	1	4	1	2	246	211	43	7	6	0	3	3	273
11:15	198	45	12	1	4	0	2	262	185	34	8	4	6	2	1	240
11:30	218	25	8	2	2	3	7	265	232	37	22	3	3	4	1	302
11:45	210	36	11	3	3	0	0	263	213	34	10	6	3	3	1	270
Hour	825	137	39	7	13	4	11	1036	841	148	47	19	12	12	6	1085
12:00	223	32	6	5	5	3	2	276	273	41	11	6	4	1	0	336
12:15	207	34	5	6	3	2	0	257	230	40	18	2	3	2	0	295
12:30	278	28	12	2	3	2	1	326	287	48	10	5	3	2	1	356
12:45	254	38	13	1	3	0	2	311	240	36	18	2	4	2	3	305
Hour	962	132	36	14	14	7	5	1170	1030	165	57	15	14	7	4	1292
13:00	280	28	8	4	4	2	1	327	265	30	12	2	3	1	1	314
13:15	239	34	10	4	3	4	0	294	282	27	9	3	3	0	1	325
13:30	258	40	7	3	7	2	0	317	277	35	12	5	5	1	0	335
13:45	238	33	9	3	4	4	1	292	289	40	9	8	4	1	0	351
Hour	1015	135	34	14	18	12	2	1230	1113	132	42	18	15	3	2	1325
14:00	244	31	9	2	3	1	2	292	243	48	13	4	3	1	1	313
14:15	249	29	10	1	3	0	5	297	262	27	8	3	3	4	2	309
14:30	220	32	6	2	7	1	0	268	288	44	10	2	7	3	3	357
14:45	245	34	4	3	4	1	0	291	295	55	10	2	6	1	0	369
Hour	958	126	29	8	17	3	7	1148	1088	174	41	11	19	9	6	1348
15:00	230	38	8	2	4	2	0	284	288	43	6	7	7	1	2	354
15:15	226	31	4	1	5	0	1	268	305	61	5	2	5	3	2	383
15:30	243	37	4	3	7	2	1	297	320	48	6	4	5	1	1	385
15:45	252	32	5	4	3	3	3	302	271	45	10	5	2	3	0	336
Hour	951	138	21	10	19	7	5	1151	1184	197	27	18	19	8	5	1458
16:00	250	37	4	3	6	2	3	305	303	56	11	2	4	1	5	382
16:15	276	26	5	1	5	1	7	321	351	47	8	4	4	3	0	417
16:30	259	36	1	3	4	1	4	308	361	64	5	0	4	1	2	437
16:45	290	38	4	1	5	3	2	343	313	54	3	1	5	2	6	384
Hour	1075	137	14	8	20	7	16	1277	1328	221	27	7	17	7	13	1620
17:00	253	47	3	0	5	1	3	312	437	46	6	0	6	3	9	507
17:15	279	23	1	0	3	4	4	314	375	50	4	2	5	4	11	451
17:30	292	35	3	1	4	1	1	337	354	39	5	1	3	13	14	429
17:45	268	23	4	0	5	3	4	307	377	30	2	3	8	10	14	444
Hour	1092	128	11	1	17	9	12	1270	1543	165	17	6	22	30	48	1831
18:00	281	20	3	1	5	0	6	316	315	25	5	3	4	7	22	381
18:15	295	23	2	0	5	3	6	334	356	31	3	0	5	6	18	419
18:30	271	19	2	0	5	1	7	305	330	33	3	1	8	4	10	389
18:45	289	19	2	1	4	2	4	321	352	31	0	2	6	3	6	400
Hour	1136	81	9	2	19	6	23	1276	1353	120	11	6	23	20	56	1589
Total	12316	1636	293	117	222	107	249	14940	12700	1982	403	143	213	116	182	15739



Site No. 5  
Location R107(N) / R139(W) / R107(S) / R139(E)  
Date 13 April 2016

Time	To Arm D - R139(E)							Veh. Total	From Arm D - R139(E)							Veh. Total
	CAR	LGV	OGV1	OGV2	PSV	M/C	P/C		CAR	LGV	OGV1	OGV2	PSV	M/C	P/C	
07:00	103	23	2	4	3	1	0	136	249	39	2	3	3	1	6	303
07:15	127	45	8	4	3	0	2	189	204	33	4	0	6	1	5	253
07:30	138	46	10	7	6	2	1	210	232	29	2	2	6	3	7	281
07:45	216	36	8	0	1	3	0	264	192	29	6	3	4	0	13	247
Hour	584	150	28	15	13	6	3	799	877	130	14	8	19	5	31	1084
08:00	180	42	7	3	3	1	0	236	249	39	8	3	7	2	3	311
08:15	157	41	6	0	1	1	0	206	232	37	10	2	3	5	11	300
08:30	152	32	4	2	4	1	0	195	277	19	11	4	3	7	11	332
08:45	141	24	7	4	2	1	0	179	209	32	4	2	3	4	7	261
Hour	630	139	24	9	10	4	0	816	967	127	33	11	16	18	32	1204
09:00	153	45	5	3	5	0	0	211	182	30	7	4	1	1	5	230
09:15	158	32	8	1	1	1	0	201	201	34	7	3	4	2	7	258
09:30	121	29	8	3	7	0	1	169	233	36	10	3	2	3	0	287
09:45	145	32	9	3	2	0	1	192	155	30	4	2	4	0	2	197
Hour	577	138	30	10	15	1	2	773	771	130	28	12	11	6	14	972
10:00	115	22	5	0	4	2	2	150	148	31	4	2	3	0	0	188
10:15	113	33	9	2	3	0	0	160	144	35	6	4	3	0	1	193
10:30	120	33	5	4	3	0	0	165	151	43	6	2	3	1	0	206
10:45	101	35	6	2	6	1	0	151	146	32	14	3	4	1	1	201
Hour	449	123	25	8	16	3	2	626	589	141	30	11	13	2	2	788
11:00	135	31	11	1	0	1	1	180	140	27	9	3	3	1	2	185
11:15	107	32	11	4	3	3	0	160	151	32	13	1	4	1	2	204
11:30	128	23	21	3	4	2	0	181	153	29	8	3	2	3	6	204
11:45	135	38	5	6	3	0	0	187	130	20	15	5	3	1	1	175
Hour	505	124	48	14	10	6	1	708	574	108	45	12	12	6	11	768
12:00	146	28	13	3	5	1	0	196	130	31	8	4	5	2	0	180
12:15	141	26	8	0	3	2	0	180	146	25	12	1	2	1	0	187
12:30	165	33	10	2	2	1	0	213	166	18	12	4	4	1	1	206
12:45	180	34	5	2	7	1	0	229	163	25	13	4	3	0	1	209
Hour	632	121	36	7	17	5	0	818	605	99	45	13	14	4	2	782
13:00	174	24	12	1	1	1	1	214	177	33	4	1	4	1	1	221
13:15	170	31	8	2	3	3	0	217	159	31	6	2	3	1	0	202
13:30	173	29	10	6	3	2	0	223	179	24	6	2	4	1	0	216
13:45	170	29	9	3	3	0	0	214	158	29	4	4	5	1	1	202
Hour	687	113	39	12	10	6	1	868	673	117	20	9	16	4	2	841
14:00	188	31	8	3	5	1	0	236	165	31	10	2	2	0	1	211
14:15	199	32	3	1	2	2	1	240	163	42	8	1	3	1	5	223
14:30	189	34	10	7	4	1	2	247	156	26	10	3	3	1	0	199
14:45	218	25	8	3	3	1	0	258	187	32	3	6	3	0	0	231
Hour	794	122	29	14	14	5	3	981	671	131	31	12	11	2	6	864
15:00	165	37	5	2	6	0	0	215	220	32	6	1	5	0	0	264
15:15	185	38	6	3	4	1	3	240	166	41	12	1	4	0	0	224
15:30	202	25	8	0	4	4	0	243	218	36	7	3	3	3	1	271
15:45	178	33	5	2	1	1	0	220	246	26	10	2	3	4	2	293
Hour	730	133	24	7	15	6	3	918	850	135	35	7	15	7	3	1052
16:00	191	52	5	2	3	2	1	256	197	38	6	4	4	4	0	253
16:15	227	25	5	1	3	2	0	263	194	48	6	3	3	0	5	259
16:30	215	26	5	3	6	0	2	257	223	56	8	1	3	1	3	295
16:45	227	44	4	4	2	1	3	285	196	52	5	2	3	0	2	260
Hour	860	147	19	10	14	5	6	1061	810	194	25	10	13	5	10	1067
17:00	258	29	1	0	6	3	3	300	191	35	6	2	4	2	1	241
17:15	236	30	5	0	4	4	4	283	204	31	1	5	3	2	3	249
17:30	269	23	0	1	2	8	8	311	183	27	7	0	3	0	1	221
17:45	255	26	1	0	5	4	2	293	192	22	3	1	5	3	2	228
Hour	1018	108	7	1	17	19	17	1187	770	115	17	8	15	7	7	939
18:00	286	22	1	0	1	1	9	320	180	19	2	0	3	2	3	209
18:15	259	21	0	0	5	4	8	297	199	15	1	0	4	2	3	224
18:30	235	21	2	0	7	2	3	270	214	19	1	0	3	1	1	239
18:45	253	25	2	0	4	1	3	288	195	13	2	0	4	0	0	214
Hour	1033	89	5	0	17	8	23	1175	788	66	6	0	14	5	7	886
Total	8499	1507	314	107	168	74	61	10730	8945	1493	329	113	169	71	127	11247

Site No. 6  
 Location R106(N) / Willie Nolan Road / R106(S)  
 Date 13 April 2016

Time	A to C - R106(N) to R106(S)							Veh. Total	A to B - R106(N) to Willie Nolan Road							Veh. Total
	CAR	LGV	OGV1	OGV2	PSV	M/C	P/C		CAR	LGV	OGV1	OGV2	PSV	M/C	P/C	
07:00	60	5	2	0	2	0	2	71	1	1	0	0	1	0	0	3
07:15	48	9	1	0	1	1	3	63	6	1	0	0	0	0	0	7
07:30	65	9	1	1	3	2	0	81	8	1	0	0	1	0	0	10
07:45	93	15	2	1	4	1	5	121	8	0	1	0	2	0	0	11
Hour	266	38	6	2	10	4	10	336	23	3	1	0	4	0	0	31
08:00	126	10	4	0	3	0	8	151	15	3	0	0	0	0	0	18
08:15	168	12	2	1	2	1	4	190	16	1	0	0	1	0	0	18
08:30	119	14	0	3	2	1	6	145	25	0	2	0	1	0	0	28
08:45	109	15	5	0	1	0	1	131	29	10	1	0	1	0	0	41
Hour	522	51	11	4	8	2	19	617	85	14	3	0	3	0	0	105
09:00	95	9	5	1	1	0	2	113	24	8	1	0	1	0	0	34
09:15	68	8	3	2	2	0	0	83	19	1	0	0	1	0	0	21
09:30	63	7	4	0	0	1	5	80	12	2	1	0	1	0	0	16
09:45	52	10	0	3	3	1	1	70	7	2	0	0	0	0	0	9
Hour	278	34	12	6	6	2	8	346	62	13	2	0	3	0	0	80
10:00	41	6	2	0	0	0	7	56	2	3	0	0	1	0	0	6
10:15	52	11	2	1	2	0	1	69	13	5	2	0	1	0	0	21
10:30	56	17	2	1	0	0	14	90	11	2	0	0	0	0	0	13
10:45	50	7	0	1	0	0	1	59	8	2	1	0	2	0	0	13
Hour	199	41	6	3	2	0	23	274	34	12	3	0	4	0	0	53
11:00	48	9	1	0	1	0	0	59	19	3	1	0	0	0	0	23
11:15	49	3	4	2	4	1	4	67	10	2	2	0	1	0	0	15
11:30	52	7	1	0	0	1	1	62	8	5	0	0	1	0	1	15
11:45	46	6	3	0	0	1	2	58	11	2	0	0	0	0	0	13
Hour	195	25	9	2	5	3	7	246	48	12	3	0	2	0	1	66
12:00	75	7	2	0	2	0	2	88	10	3	1	0	1	0	0	15
12:15	63	8	1	0	2	2	3	79	13	1	0	0	1	1	0	16
12:30	73	5	4	2	0	0	1	85	12	1	0	0	1	0	0	14
12:45	91	7	1	1	1	2	3	106	8	3	0	0	0	0	0	11
Hour	302	27	8	3	5	4	9	358	43	8	1	0	3	1	0	56
13:00	94	3	3	1	1	1	4	107	16	1	0	0	1	0	0	18
13:15	82	11	1	2	3	2	1	102	8	1	0	0	1	0	0	10
13:30	81	9	0	0	1	0	3	94	12	3	0	0	1	0	0	16
13:45	88	8	0	1	2	1	0	100	21	1	0	0	1	0	0	23
Hour	345	31	4	4	7	4	8	403	57	6	0	0	4	0	0	67
14:00	78	9	1	0	1	2	1	92	16	0	1	0	0	0	0	17
14:15	96	7	2	1	2	0	0	108	13	10	0	1	0	0	0	24
14:30	88	2	1	3	3	0	3	100	14	4	0	0	1	0	0	19
14:45	68	1	2	0	0	1	2	74	19	1	0	0	1	0	0	21
Hour	330	19	6	4	6	3	6	374	62	15	1	1	2	0	0	81
15:00	71	5	3	1	1	0	2	83	15	1	0	0	0	0	0	16
15:15	88	7	1	0	2	2	6	106	8	0	0	0	1	0	0	9
15:30	61	10	1	0	1	0	3	76	10	2	0	1	1	0	0	14
15:45	74	8	0	1	0	1	4	88	13	2	0	0	0	0	0	15
Hour	294	30	5	2	4	3	15	353	46	5	0	1	2	0	0	54
16:00	59	8	2	1	2	1	1	74	12	2	0	0	1	0	0	15
16:15	96	5	1	0	1	0	1	104	10	2	0	0	1	0	0	13
16:30	82	5	0	0	2	0	3	92	17	7	0	1	1	0	0	26
16:45	82	2	0	1	2	0	1	88	13	0	1	0	0	0	0	14
Hour	319	20	3	2	7	1	6	358	52	11	1	1	3	0	0	68
17:00	90	6	0	1	1	0	4	102	12	1	0	0	1	0	0	14
17:15	102	7	2	1	2	0	4	118	20	5	0	0	1	0	0	26
17:30	103	6	0	1	1	1	4	116	16	2	0	0	2	0	0	20
17:45	98	8	1	0	0	2	8	117	21	1	0	0	0	0	0	22
Hour	393	27	3	3	4	3	20	453	69	9	0	0	4	0	0	82
18:00	106	2	0	0	4	0	6	118	15	3	0	0	1	1	0	20
18:15	112	3	0	0	1	0	0	116	14	1	0	0	1	0	0	16
18:30	85	4	1	0	0	1	2	93	9	2	0	0	0	0	0	11
18:45	92	5	1	0	3	0	1	102	17	1	0	0	1	0	0	19
Hour	395	14	2	0	8	1	9	429	55	7	0	0	3	1	0	66
Total	3838	357	75	35	72	30	140	4547	636	115	15	3	37	2	1	809

Site No. 6  
 Location R106(N) / Willie Nolan Road / R106(S)  
 Date 13 April 2016

Time	B to A - Willie Nolan Road to R106(N)							Veh. Total	B to C - Willie Nolan Road to R106(S)							Veh. Total
	CAR	LGV	OGV1	OGV2	PSV	M/C	P/C		CAR	LGV	OGV1	OGV2	PSV	M/C	P/C	
07:00	2	1	0	0	0	0	0	3	6	2	0	0	0	0	1	9
07:15	2	1	0	0	1	0	0	4	12	3	0	0	0	0	0	15
07:30	1	3	0	0	1	0	0	5	24	6	0	0	0	0	0	30
07:45	3	3	0	0	1	0	0	7	18	6	1	0	0	1	2	28
Hour	8	8	0	0	3	0	0	19	60	17	1	0	0	1	3	82
08:00	6	2	0	0	0	0	0	8	36	3	1	0	1	0	4	45
08:15	8	3	0	0	2	0	0	13	45	8	1	0	0	0	4	58
08:30	9	1	0	0	1	0	0	11	32	4	1	0	0	0	3	40
08:45	7	2	1	0	0	0	0	10	28	7	0	0	0	0	0	35
Hour	30	8	1	0	3	0	0	42	141	22	3	0	1	0	11	178
09:00	12	7	1	0	0	0	0	20	22	7	1	1	0	0	0	31
09:15	11	3	0	0	2	0	0	16	28	4	1	0	0	0	0	33
09:30	5	1	0	0	1	0	0	7	37	7	1	0	0	0	1	46
09:45	12	3	0	0	1	0	0	16	28	6	1	0	0	0	0	35
Hour	40	14	1	0	4	0	0	59	115	24	4	1	0	0	1	145
10:00	8	2	0	0	0	0	0	10	25	4	0	0	0	0	0	29
10:15	7	2	0	0	1	0	0	10	25	5	0	0	0	0	1	31
10:30	9	3	0	0	1	0	0	13	36	6	3	0	0	0	0	45
10:45	9	2	0	0	0	0	0	11	24	3	2	0	0	0	0	29
Hour	33	9	0	0	2	0	0	44	110	18	5	0	0	0	1	134
11:00	14	1	0	0	1	0	0	16	26	3	2	0	0	0	2	33
11:15	6	1	0	0	1	0	0	8	25	2	1	0	0	0	0	28
11:30	4	0	1	0	1	0	0	6	27	3	1	0	0	1	0	32
11:45	15	3	0	0	0	0	0	18	37	5	2	0	1	0	2	47
Hour	39	5	1	0	3	0	0	48	115	13	6	0	1	1	4	140
12:00	8	0	0	0	1	0	0	9	38	7	0	1	0	0	1	47
12:15	11	0	0	0	2	0	0	13	31	6	0	0	0	0	0	37
12:30	15	4	0	0	1	0	0	20	29	3	1	0	0	0	1	34
12:45	9	1	0	0	0	0	0	10	42	6	1	0	0	0	0	49
Hour	43	5	0	0	4	0	0	52	140	22	2	1	0	0	2	167
13:00	12	1	0	0	1	0	0	14	47	4	0	0	0	0	0	51
13:15	13	1	0	0	0	0	0	14	49	3	0	0	1	0	0	53
13:30	9	2	0	0	1	0	0	12	43	5	0	0	0	1	0	49
13:45	13	1	1	0	0	0	0	15	34	2	3	0	0	0	1	40
Hour	47	5	1	0	2	0	0	55	173	14	3	0	1	1	1	193
14:00	17	3	1	0	1	0	0	22	42	4	0	0	3	0	0	49
14:15	4	1	0	0	0	0	0	5	34	3	0	0	0	0	1	38
14:30	7	6	0	0	2	0	0	15	32	8	0	0	0	0	0	40
14:45	22	7	0	0	0	0	0	29	43	2	1	1	0	0	0	47
Hour	50	17	1	0	3	0	0	71	151	17	1	1	3	0	1	174
15:00	12	2	0	0	0	0	0	14	36	4	1	0	0	0	1	42
15:15	20	1	1	0	2	0	0	24	31	7	0	0	0	0	0	38
15:30	12	3	0	0	0	0	0	15	36	2	0	0	1	0	0	39
15:45	14	2	0	0	2	0	0	18	41	5	0	0	0	0	0	46
Hour	58	8	1	0	4	0	0	71	144	18	1	0	1	0	1	165
16:00	14	2	0	1	1	0	0	18	46	2	0	0	0	0	0	48
16:15	10	1	0	0	1	0	0	12	40	2	0	0	0	0	0	42
16:30	12	2	0	0	0	0	0	14	50	2	0	1	0	0	1	54
16:45	16	2	0	0	1	0	0	19	39	5	0	0	0	0	0	44
Hour	52	7	0	1	3	0	0	63	175	11	0	1	0	0	1	188
17:00	21	1	0	0	0	0	0	22	40	4	2	0	0	0	0	46
17:15	17	1	0	0	1	0	0	19	32	3	0	0	0	0	1	36
17:30	10	1	0	0	1	0	0	12	47	2	1	0	0	0	1	51
17:45	21	4	0	0	0	0	0	25	36	1	0	0	0	1	1	39
Hour	69	7	0	0	2	0	0	78	155	10	3	0	0	1	3	172
18:00	13	0	0	0	2	0	0	15	50	2	0	0	0	0	0	52
18:15	15	2	0	0	0	0	0	17	44	2	1	0	0	0	1	48
18:30	18	3	0	0	0	0	0	21	36	1	0	0	0	0	0	37
18:45	11	1	0	0	1	0	0	13	32	0	0	0	0	0	1	33
Hour	57	6	0	0	3	0	0	66	162	5	1	0	0	0	2	170
Total	526	99	6	1	36	0	0	668	1641	191	30	4	7	4	31	1908

Site No. 6  
 Location R106(N) / Willie Nolan Road / R106(S)  
 Date 13 April 2016

Time	C to B - R106(S) to Willie Nolan Road							Veh. Total	C to A - R106(S) to R106(N)							Veh. Total
	CAR	LGV	OGV1	OGV2	PSV	M/C	P/C		CAR	LGV	OGV1	OGV2	PSV	M/C	P/C	
07:00	2	0	0	0	0	0	0	2	25	3	0	0	4	0	1	33
07:15	5	0	1	0	1	0	0	7	45	7	0	1	4	2	1	60
07:30	5	0	0	0	0	0	0	5	50	6	1	0	2	0	1	60
07:45	7	0	0	0	0	0	0	7	49	2	0	0	2	0	0	53
Hour	19	0	1	0	1	0	0	21	169	18	1	1	12	2	3	206
08:00	10	0	0	0	0	0	0	10	73	6	0	1	0	0	0	80
08:15	15	1	0	0	0	0	0	16	95	9	3	1	3	0	1	112
08:30	16	0	0	0	0	0	0	16	121	4	1	0	5	0	0	131
08:45	18	4	0	0	0	0	0	22	93	8	2	1	1	0	2	107
Hour	59	5	0	0	0	0	0	64	382	27	6	3	9	0	3	430
09:00	20	6	0	1	0	0	0	27	99	9	0	2	1	0	4	115
09:15	7	2	0	0	0	0	0	9	68	5	2	2	2	0	3	82
09:30	11	2	0	0	0	0	0	13	46	7	3	1	2	0	1	60
09:45	5	1	0	0	0	0	0	6	62	6	1	0	0	0	4	73
Hour	43	11	0	1	0	0	0	55	275	27	6	5	5	0	12	330
10:00	7	4	1	0	0	0	0	12	63	12	1	0	0	0	1	77
10:15	8	5	0	0	0	0	0	13	54	9	2	2	1	0	2	70
10:30	13	5	0	0	0	0	0	18	54	3	3	0	1	0	3	64
10:45	10	0	1	0	0	0	0	11	46	6	0	2	1	0	6	61
Hour	38	14	2	0	0	0	0	54	217	30	6	4	3	0	12	272
11:00	8	3	0	0	0	0	0	11	49	6	1	1	0	1	1	59
11:15	7	3	0	0	0	0	0	10	49	13	0	0	1	0	4	67
11:30	15	2	1	0	0	0	0	18	51	8	4	1	1	0	1	66
11:45	9	4	1	0	0	0	1	15	58	14	2	1	1	2	2	80
Hour	39	12	2	0	0	0	1	54	207	41	7	3	3	3	8	272
12:00	13	6	0	0	0	0	0	19	60	7	2	0	1	1	12	83
12:15	11	1	0	0	0	0	0	12	56	9	2	1	0	0	0	68
12:30	18	5	0	0	0	0	1	24	67	9	0	0	1	0	1	78
12:45	17	1	0	1	0	0	1	20	70	11	3	0	2	0	0	86
Hour	59	13	0	1	0	0	2	75	253	36	7	1	4	1	13	315
13:00	10	3	0	0	0	0	1	14	93	10	0	2	1	0	3	109
13:15	21	0	0	0	1	0	0	22	105	7	0	1	3	1	1	118
13:30	13	2	1	0	0	0	0	16	78	7	1	1	1	4	1	93
13:45	15	1	0	0	0	0	0	16	64	4	3	2	3	0	1	77
Hour	59	6	1	0	1	0	1	68	340	28	4	6	8	5	6	397
14:00	17	4	0	0	0	0	0	21	79	3	3	1	1	0	1	88
14:15	5	6	0	0	0	1	0	12	81	8	0	0	1	1	1	92
14:30	23	4	1	0	0	0	0	28	99	10	3	1	0	0	1	114
14:45	18	7	0	0	0	0	0	25	88	12	2	1	3	1	2	109
Hour	63	21	1	0	0	1	0	86	347	33	8	3	5	2	5	403
15:00	6	1	0	0	0	0	0	7	86	10	1	2	1	0	5	105
15:15	15	0	1	0	1	0	0	17	95	9	2	3	1	3	0	113
15:30	10	0	2	0	0	0	1	13	117	12	1	3	3	2	0	138
15:45	16	2	0	0	0	0	0	18	81	7	4	2	4	0	2	100
Hour	47	3	3	0	1	0	1	55	379	38	8	10	9	5	7	456
16:00	8	4	0	0	0	0	0	12	112	8	1	0	1	0	3	125
16:15	11	2	1	0	0	0	2	16	84	19	1	1	2	0	3	110
16:30	14	5	0	0	1	0	0	20	109	17	4	0	1	0	6	137
16:45	19	3	0	0	0	0	1	23	87	21	1	0	2	2	3	116
Hour	52	14	1	0	1	0	3	71	392	65	7	1	6	2	15	488
17:00	19	1	0	0	0	0	0	20	108	16	0	0	1	0	4	129
17:15	19	2	0	1	0	0	0	22	86	12	0	0	0	0	0	98
17:30	19	5	0	0	0	0	0	24	109	7	2	0	2	2	4	126
17:45	21	4	0	0	0	0	0	25	77	8	2	1	3	2	3	96
Hour	78	12	0	1	0	0	0	91	380	43	4	1	6	4	11	449
18:00	13	1	0	0	0	0	2	16	67	11	0	0	0	0	6	84
18:15	15	1	1	0	0	0	4	21	107	4	1	1	0	1	17	131
18:30	19	1	0	0	0	0	1	21	94	7	0	0	1	1	3	106
18:45	16	1	0	0	0	0	0	17	85	5	0	0	2	1	7	100
Hour	63	4	1	0	0	0	7	75	353	27	1	1	3	3	33	421
Total	619	115	12	3	4	1	15	769	3694	413	65	39	73	27	128	4439





Site No. 6  
 Location R106(N) / Willie Nolan Road / R106(S)  
 Date 13 April 2016

Time	To Arm A - R106(N)							Veh. Total	From Arm A - R106(N)							Veh. Total
	CAR	LGV	OGV1	OGV2	PSV	M/C	P/C		CAR	LGV	OGV1	OGV2	PSV	M/C	P/C	
07:00	27	4	0	0	4	0	1	36	61	6	2	0	3	0	2	74
07:15	47	8	0	1	5	2	1	64	54	10	1	0	1	1	3	70
07:30	51	9	1	0	3	0	1	65	73	10	1	1	4	2	0	91
07:45	52	5	0	0	3	0	0	60	101	15	3	1	6	1	5	132
Hour	177	26	1	1	15	2	3	225	289	41	7	2	14	4	10	367
08:00	79	8	0	1	0	0	0	88	141	13	4	0	3	0	8	169
08:15	103	12	3	1	5	0	1	125	184	13	2	1	3	1	4	208
08:30	130	5	1	0	6	0	0	142	144	14	2	3	3	1	6	173
08:45	100	10	3	1	1	0	2	117	138	25	6	0	2	0	1	172
Hour	412	35	7	3	12	0	3	472	607	65	14	4	11	2	19	722
09:00	111	16	1	2	1	0	4	135	119	17	6	1	2	0	2	147
09:15	79	8	2	2	4	0	3	98	87	9	3	2	3	0	0	104
09:30	51	8	3	1	3	0	1	67	75	9	5	0	1	1	5	96
09:45	74	9	1	0	1	0	4	89	59	12	0	3	3	1	1	79
Hour	315	41	7	5	9	0	12	389	340	47	14	6	9	2	8	426
10:00	71	14	1	0	0	0	1	87	43	9	2	0	1	0	7	62
10:15	61	11	2	2	2	0	2	80	65	16	4	1	3	0	1	90
10:30	63	6	3	0	2	0	3	77	67	19	2	1	0	0	14	103
10:45	55	8	0	2	1	0	6	72	58	9	1	1	2	0	1	72
Hour	250	39	6	4	5	0	12	316	233	53	9	3	6	0	23	327
11:00	63	7	1	1	1	1	1	75	67	12	2	0	1	0	0	82
11:15	55	14	0	0	2	0	4	75	59	5	6	2	5	1	4	82
11:30	55	8	5	1	2	0	1	72	60	12	1	0	1	1	2	77
11:45	73	17	2	1	1	2	2	98	57	8	3	0	0	1	2	71
Hour	246	46	8	3	6	3	8	320	243	37	12	2	7	3	8	312
12:00	68	7	2	0	2	1	12	92	85	10	3	0	3	0	2	103
12:15	67	9	2	1	2	0	0	81	76	9	1	0	3	3	3	95
12:30	82	13	0	0	2	0	1	98	85	6	4	2	1	0	1	99
12:45	79	12	3	0	2	0	0	96	99	10	1	1	1	2	3	117
Hour	296	41	7	1	8	1	13	367	345	35	9	3	8	5	9	414
13:00	105	11	0	2	2	0	3	123	110	4	3	1	2	1	4	125
13:15	118	8	0	1	3	1	1	132	90	12	1	2	4	2	1	112
13:30	87	9	1	1	2	4	1	105	93	12	0	0	2	0	3	110
13:45	77	5	4	2	3	0	1	92	109	9	0	1	3	1	0	123
Hour	387	33	5	6	10	5	6	452	402	37	4	4	11	4	8	470
14:00	96	6	4	1	2	0	1	110	94	9	2	0	1	2	1	109
14:15	85	9	0	0	1	1	1	97	109	17	2	2	2	0	0	132
14:30	106	16	3	1	2	0	1	129	102	6	1	3	4	0	3	119
14:45	110	19	2	1	3	1	2	138	87	2	2	0	1	1	2	95
Hour	397	50	9	3	8	2	5	474	392	34	7	5	8	3	6	455
15:00	98	12	1	2	1	0	5	119	86	6	3	1	1	0	2	99
15:15	115	10	3	3	3	3	0	137	96	7	1	0	3	2	6	115
15:30	129	15	1	3	3	2	0	153	71	12	1	1	2	0	3	90
15:45	95	9	4	2	6	0	2	118	87	10	0	1	0	1	4	103
Hour	437	46	9	10	13	5	7	527	340	35	5	3	6	3	15	407
16:00	126	10	1	1	2	0	3	143	71	10	2	1	3	1	1	89
16:15	94	20	1	1	3	0	3	122	106	7	1	0	2	0	1	117
16:30	121	19	4	0	1	0	6	151	99	12	0	1	3	0	3	118
16:45	103	23	1	0	3	2	3	135	95	2	1	1	2	0	1	102
Hour	444	72	7	2	9	2	15	551	371	31	4	3	10	1	6	426
17:00	129	17	0	0	1	0	4	151	102	7	0	1	2	0	4	116
17:15	103	13	0	0	1	0	0	117	122	12	2	1	3	0	4	144
17:30	119	8	2	0	3	2	4	138	119	8	0	1	3	1	4	136
17:45	98	12	2	1	3	2	3	121	119	9	1	0	0	2	8	139
Hour	449	50	4	1	8	4	11	527	462	36	3	3	8	3	20	535
18:00	80	11	0	0	2	0	6	99	121	5	0	0	5	1	6	138
18:15	122	6	1	1	0	1	17	148	126	4	0	0	2	0	0	132
18:30	112	10	0	0	1	1	3	127	94	6	1	0	0	1	2	104
18:45	96	6	0	0	3	1	7	113	109	6	1	0	4	0	1	121
Hour	410	33	1	1	6	3	33	487	450	21	2	0	11	2	9	495
Total	4220	512	71	40	109	27	128	5107	4474	472	90	38	109	32	141	5356

Site No. 6  
 Location R106(N) / Willie Nolan Road / R106(S)  
 Date 13 April 2016

Time	To Arm B - Willie Nolan Road							Veh. Total	From Arm B - Willie Nolan Road							Veh. Total
	CAR	LGV	OGV1	OGV2	PSV	M/C	P/C		CAR	LGV	OGV1	OGV2	PSV	M/C	P/C	
07:00	3	1	0	0	1	0	0	5	8	3	0	0	0	0	1	12
07:15	11	1	1	0	1	0	0	14	14	4	0	0	1	0	0	19
07:30	13	1	0	0	1	0	0	15	25	9	0	0	1	0	0	35
07:45	15	0	1	0	2	0	0	18	21	9	1	0	1	1	2	35
Hour	42	3	2	0	5	0	0	52	68	25	1	0	3	1	3	101
08:00	25	3	0	0	0	0	0	28	42	5	1	0	1	0	4	53
08:15	31	2	0	0	1	0	0	34	53	11	1	0	2	0	4	71
08:30	41	0	2	0	1	0	0	44	41	5	1	0	1	0	3	51
08:45	47	14	1	0	1	0	0	63	35	9	1	0	0	0	0	45
Hour	144	19	3	0	3	0	0	169	171	30	4	0	4	0	11	220
09:00	44	14	1	1	1	0	0	61	34	14	2	1	0	0	0	51
09:15	26	3	0	0	1	0	0	30	39	7	1	0	2	0	0	49
09:30	23	4	1	0	1	0	0	29	42	8	1	0	1	0	1	53
09:45	12	3	0	0	0	0	0	15	40	9	1	0	1	0	0	51
Hour	105	24	2	1	3	0	0	135	155	38	5	1	4	0	1	204
10:00	9	7	1	0	1	0	0	18	33	6	0	0	0	0	0	39
10:15	21	10	2	0	1	0	0	34	32	7	0	0	1	0	1	41
10:30	24	7	0	0	0	0	0	31	45	9	3	0	1	0	0	58
10:45	18	2	2	0	2	0	0	24	33	5	2	0	0	0	0	40
Hour	72	26	5	0	4	0	0	107	143	27	5	0	2	0	1	178
11:00	27	6	1	0	0	0	0	34	40	4	2	0	1	0	2	49
11:15	17	5	2	0	1	0	0	25	31	3	1	0	1	0	0	36
11:30	23	7	1	0	1	0	1	33	31	3	2	0	1	1	0	38
11:45	20	6	1	0	0	0	1	28	52	8	2	0	1	0	2	65
Hour	87	24	5	0	2	0	2	120	154	18	7	0	4	1	4	188
12:00	23	9	1	0	1	0	0	34	46	7	0	1	1	0	1	56
12:15	24	2	0	0	1	1	0	28	42	6	0	0	2	0	0	50
12:30	30	6	0	0	1	0	1	38	44	7	1	0	1	0	1	54
12:45	25	4	0	1	0	0	1	31	51	7	1	0	0	0	0	59
Hour	102	21	1	1	3	1	2	131	183	27	2	1	4	0	2	219
13:00	26	4	0	0	1	0	1	32	59	5	0	0	1	0	0	65
13:15	29	1	0	0	2	0	0	32	62	4	0	0	1	0	0	67
13:30	25	5	1	0	1	0	0	32	52	7	0	0	1	1	0	61
13:45	36	2	0	0	1	0	0	39	47	3	4	0	0	0	1	55
Hour	116	12	1	0	5	0	1	135	220	19	4	0	3	1	1	248
14:00	33	4	1	0	0	0	0	38	59	7	1	0	4	0	0	71
14:15	18	16	0	1	0	1	0	36	38	4	0	0	0	0	1	43
14:30	37	8	1	0	1	0	0	47	39	14	0	0	2	0	0	55
14:45	37	8	0	0	1	0	0	46	65	9	1	1	0	0	0	76
Hour	125	36	2	1	2	1	0	167	201	34	2	1	6	0	1	245
15:00	21	2	0	0	0	0	0	23	48	6	1	0	0	0	1	56
15:15	23	0	1	0	2	0	0	26	51	8	1	0	2	0	0	62
15:30	20	2	2	1	1	0	1	27	48	5	0	0	1	0	0	54
15:45	29	4	0	0	0	0	0	33	55	7	0	0	2	0	0	64
Hour	93	8	3	1	3	0	1	109	202	26	2	0	5	0	1	236
16:00	20	6	0	0	1	0	0	27	60	4	0	1	1	0	0	66
16:15	21	4	1	0	1	0	2	29	50	3	0	0	1	0	0	54
16:30	31	12	0	1	2	0	0	46	62	4	0	1	0	0	1	68
16:45	32	3	1	0	0	0	1	37	55	7	0	0	1	0	0	63
Hour	104	25	2	1	4	0	3	139	227	18	0	2	3	0	1	251
17:00	31	2	0	0	1	0	0	34	61	5	2	0	0	0	0	68
17:15	39	7	0	1	1	0	0	48	49	4	0	0	1	0	1	55
17:30	35	7	0	0	2	0	0	44	57	3	1	0	1	0	1	63
17:45	42	5	0	0	0	0	0	47	57	5	0	0	0	1	1	64
Hour	147	21	0	1	4	0	0	173	224	17	3	0	2	1	3	250
18:00	28	4	0	0	1	1	2	36	63	2	0	0	2	0	0	67
18:15	29	2	1	0	1	0	4	37	59	4	1	0	0	0	1	65
18:30	28	3	0	0	0	0	1	32	54	4	0	0	0	0	0	58
18:45	33	2	0	0	1	0	0	36	43	1	0	0	1	0	1	46
Hour	118	11	1	0	3	1	7	141	219	11	1	0	3	0	2	236
Total	1255	230	27	6	41	3	16	1578	2167	290	36	5	43	4	31	2576

Site No. 6  
Location R106(N) / Willie Nolan Road / R106(S)  
Date 13 April 2016

Time	To Arm C - R106(S)							Veh. Total	From Arm C - R106(S)							Veh. Total
	CAR	LGV	OGV1	OGV2	PSV	M/C	P/C		CAR	LGV	OGV1	OGV2	PSV	M/C	P/C	
07:00	66	7	2	0	2	0	3	80	27	3	0	0	4	0	1	35
07:15	60	12	1	0	1	1	3	78	50	7	1	1	5	2	1	67
07:30	89	15	1	1	3	2	0	111	55	6	1	0	2	0	1	65
07:45	111	21	3	1	4	2	7	149	56	2	0	0	2	0	0	60
Hour	326	55	7	2	10	5	13	418	188	18	2	1	13	2	3	227
08:00	162	13	5	0	4	0	12	196	83	6	0	1	0	0	0	90
08:15	213	20	3	1	2	1	8	248	110	10	3	1	3	0	1	128
08:30	151	18	1	3	2	1	9	185	137	4	1	0	5	0	0	147
08:45	137	22	5	0	1	0	1	166	111	12	2	1	1	0	2	129
Hour	663	73	14	4	9	2	30	795	441	32	6	3	9	0	3	494
09:00	117	16	6	2	1	0	2	144	119	15	0	3	1	0	4	142
09:15	96	12	4	2	2	0	0	116	75	7	2	2	2	0	3	91
09:30	100	14	5	0	0	1	6	126	57	9	3	1	2	0	1	73
09:45	80	16	1	3	3	1	1	105	67	7	1	0	0	0	4	79
Hour	393	58	16	7	6	2	9	491	318	38	6	6	5	0	12	385
10:00	66	10	2	0	0	0	7	85	70	16	2	0	0	0	1	89
10:15	77	16	2	1	2	0	2	100	62	14	2	2	1	0	2	83
10:30	92	23	5	1	0	0	14	135	67	8	3	0	1	0	3	82
10:45	74	10	2	1	0	0	1	88	56	6	1	2	1	0	6	72
Hour	309	59	11	3	2	0	24	408	255	44	8	4	3	0	12	326
11:00	74	12	3	0	1	0	2	92	57	9	1	1	0	1	1	70
11:15	74	5	5	2	4	1	4	95	56	16	0	0	1	0	4	77
11:30	79	10	2	0	0	2	1	94	66	10	5	1	1	0	1	84
11:45	83	11	5	0	1	1	4	105	67	18	3	1	1	2	3	95
Hour	310	38	15	2	6	4	11	386	246	53	9	3	3	3	9	326
12:00	113	14	2	1	2	0	3	135	73	13	2	0	1	1	12	102
12:15	94	14	1	0	2	2	3	116	67	10	2	1	0	0	0	80
12:30	102	8	5	2	0	0	2	119	85	14	0	0	1	0	2	102
12:45	133	13	2	1	1	2	3	155	87	12	3	1	2	0	1	106
Hour	442	49	10	4	5	4	11	525	312	49	7	2	4	1	15	390
13:00	141	7	3	1	1	1	4	158	103	13	0	2	1	0	4	123
13:15	131	14	1	2	4	2	1	155	126	7	0	1	4	1	1	140
13:30	124	14	0	0	1	1	3	143	91	9	2	1	1	4	1	109
13:45	122	10	3	1	2	1	1	140	79	5	3	2	3	0	1	93
Hour	518	45	7	4	8	5	9	596	399	34	5	6	9	5	7	465
14:00	120	13	1	0	4	2	1	141	96	7	3	1	1	0	1	109
14:15	130	10	2	1	2	0	1	146	86	14	0	0	1	2	1	104
14:30	120	10	1	3	3	0	3	140	122	14	4	1	0	0	1	142
14:45	111	3	3	1	0	1	2	121	106	19	2	1	3	1	2	134
Hour	481	36	7	5	9	3	7	548	410	54	9	3	5	3	5	489
15:00	107	9	4	1	1	0	3	125	92	11	1	2	1	0	5	112
15:15	119	14	1	0	2	2	6	144	110	9	3	3	2	3	0	130
15:30	97	12	1	0	2	0	3	115	127	12	3	3	3	2	1	151
15:45	115	13	0	1	0	1	4	134	97	9	4	2	4	0	2	118
Hour	438	48	6	2	5	3	16	518	426	41	11	10	10	5	8	511
16:00	105	10	2	1	2	1	1	122	120	12	1	0	1	0	3	137
16:15	136	7	1	0	1	0	1	146	95	21	2	1	2	0	5	126
16:30	132	7	0	1	2	0	4	146	123	22	4	0	2	0	6	157
16:45	121	7	0	1	2	0	1	132	106	24	1	0	2	2	4	139
Hour	494	31	3	3	7	1	7	546	444	79	8	1	7	2	18	559
17:00	130	10	2	1	1	0	4	148	127	17	0	0	1	0	4	149
17:15	134	10	2	1	2	0	5	154	105	14	0	1	0	0	0	120
17:30	150	8	1	1	1	1	5	167	128	12	2	0	2	2	4	150
17:45	134	9	1	0	0	3	9	156	98	12	2	1	3	2	3	121
Hour	548	37	6	3	4	4	23	625	458	55	4	2	6	4	11	540
18:00	156	4	0	0	4	0	6	170	80	12	0	0	0	0	8	100
18:15	156	5	1	0	1	0	1	164	122	5	2	1	0	1	21	152
18:30	121	5	1	0	0	1	2	130	113	8	0	0	1	1	4	127
18:45	124	5	1	0	3	0	2	135	101	6	0	0	2	1	7	117
Hour	557	19	3	0	8	1	11	599	416	31	2	1	3	3	40	496
Total	5479	548	105	39	79	34	171	6455	4313	528	77	42	77	28	143	5208



Site No. 8  
 Location R106(N) / R123 / R106(S)  
 Date 13 April 2016

Time	A to C - R106(N) to R106(S)							Veh. Total	A to B - R106(N) to R123							Veh. Total
	CAR	LGV	OGV1	OGV2	PSV	M/C	P/C		CAR	LGV	OGV1	OGV2	PSV	M/C	P/C	
07:00	32	8	1	0	2	0	1	44	18	4	0	0	0	0	0	22
07:15	43	4	1	0	1	0	4	53	33	1	0	0	0	0	0	34
07:30	57	10	3	0	3	1	1	75	35	7	0	0	0	0	0	42
07:45	85	10	1	1	4	1	4	106	34	3	0	0	2	1	0	40
Hour	217	32	6	1	10	2	10	278	120	15	0	0	2	1	0	138
08:00	128	11	5	0	2	0	6	152	35	3	0	0	0	0	0	38
08:15	121	12	1	0	2	1	7	144	31	0	1	1	0	1	0	34
08:30	100	16	4	0	3	1	2	126	36	6	1	0	1	1	0	45
08:45	101	23	5	0	0	0	1	130	38	2	0	0	0	0	0	40
Hour	450	62	15	0	7	2	16	552	140	11	2	1	1	2	0	157
09:00	80	14	5	0	2	0	2	103	39	4	2	0	0	0	0	45
09:15	68	10	0	0	1	0	2	81	26	2	0	0	0	0	1	29
09:30	61	9	2	1	0	2	1	76	16	3	1	0	0	0	0	20
09:45	52	10	0	2	3	0	1	68	18	2	2	0	0	0	0	22
Hour	261	43	7	3	6	2	6	328	99	11	5	0	0	0	1	116
10:00	52	12	1	0	1	0	3	69	21	6	0	0	0	0	0	27
10:15	51	8	1	0	1	0	2	63	24	3	0	0	0	0	0	27
10:30	44	7	6	1	0	0	1	59	17	0	2	0	0	0	0	19
10:45	40	10	1	0	1	0	4	56	16	4	1	1	0	0	0	22
Hour	187	37	9	1	3	0	10	247	78	13	3	1	0	0	0	95
11:00	52	11	0	0	0	0	1	64	13	2	0	0	0	0	2	17
11:15	50	7	1	0	2	1	0	61	20	2	1	0	0	0	0	23
11:30	53	9	1	2	2	0	0	67	13	1	0	1	0	0	0	15
11:45	42	6	2	0	0	0	4	54	15	2	1	0	0	0	0	18
Hour	197	33	4	2	4	1	5	246	61	7	2	1	0	0	2	73
12:00	64	7	1	0	1	0	2	75	16	3	0	0	0	0	0	19
12:15	56	7	1	0	1	0	0	65	12	2	0	0	0	0	0	14
12:30	75	4	1	0	1	0	1	82	13	3	1	1	0	0	0	18
12:45	75	12	0	1	1	0	2	91	9	5	0	0	0	0	0	14
Hour	270	30	3	1	4	0	5	313	50	13	1	1	0	0	0	65
13:00	83	8	1	1	1	0	5	99	16	3	1	0	0	0	0	20
13:15	87	8	0	1	1	0	0	97	19	2	0	0	0	0	0	21
13:30	78	6	1	0	2	0	3	90	21	1	0	0	0	0	0	22
13:45	83	9	1	0	3	0	3	99	11	3	0	0	0	0	0	14
Hour	331	31	3	2	7	0	11	385	67	9	1	0	0	0	0	77
14:00	89	7	4	3	2	0	3	108	16	0	0	0	0	0	1	17
14:15	75	11	2	1	3	0	0	92	19	2	2	0	0	0	0	23
14:30	82	4	2	0	1	0	3	92	26	4	1	0	0	0	0	31
14:45	73	4	1	0	0	1	2	81	25	3	0	1	0	0	0	29
Hour	319	26	9	4	6	1	8	373	86	9	3	1	0	0	1	100
15:00	68	6	0	3	2	2	2	83	24	2	0	0	1	0	0	27
15:15	63	3	2	0	2	0	6	76	21	2	0	0	0	0	0	23
15:30	67	12	0	0	0	0	1	80	13	8	1	1	0	0	0	23
15:45	55	5	0	0	1	0	4	65	20	2	0	0	0	1	0	23
Hour	253	26	2	3	5	2	13	304	78	14	1	1	1	1	0	96
16:00	59	7	1	0	1	2	2	72	21	6	0	1	0	0	0	28
16:15	83	6	1	0	1	0	1	92	16	3	1	0	0	0	0	20
16:30	61	10	0	1	2	0	2	76	15	8	0	1	0	0	0	24
16:45	77	2	1	0	2	0	2	84	16	7	1	0	0	0	0	24
Hour	280	25	3	1	6	2	7	324	68	24	2	2	0	0	0	96
17:00	81	7	0	0	1	0	3	92	20	4	0	1	0	0	1	26
17:15	90	5	1	0	2	0	4	102	13	0	0	0	0	0	0	13
17:30	86	3	0	0	1	0	8	98	25	2	1	0	0	0	0	28
17:45	95	6	0	0	0	1	8	110	17	2	0	0	0	0	1	20
Hour	352	21	1	0	4	1	23	402	75	8	1	1	0	0	2	87
18:00	101	5	1	0	4	0	4	115	19	3	0	0	0	0	0	22
18:15	95	2	0	0	1	0	0	98	8	3	0	0	0	0	0	11
18:30	64	4	0	0	0	1	2	71	17	1	0	0	0	0	0	18
18:45	78	5	0	0	4	0	1	88	16	3	0	0	0	0	0	19
Hour	338	16	1	0	9	1	7	372	60	10	0	0	0	0	0	70
Total	3455	382	63	18	71	14	121	4124	982	144	21	9	4	4	6	1170



Site No. 8  
 Location R106(N) / R123 / R106(S)  
 Date 13 April 2016

Time	B to A - R123 to R106(N)							Veh. Total	B to C - R123 to R106(S)							Veh. Total
	CAR	LGV	OGV1	OGV2	PSV	M/C	P/C		CAR	LGV	OGV1	OGV2	PSV	M/C	P/C	
07:00	5	4	0	0	0	0	0	9	15	6	0	0	0	0	0	21
07:15	7	4	0	0	0	0	0	11	11	9	0	1	0	0	0	21
07:30	8	2	0	0	0	0	0	10	21	7	0	1	0	1	0	30
07:45	6	0	0	0	0	0	0	6	14	9	0	2	0	0	0	25
Hour	26	10	0	0	0	0	0	36	61	31	0	4	0	1	0	97
08:00	6	3	0	1	0	0	0	10	31	4	0	0	0	0	0	35
08:15	2	2	0	0	0	0	0	4	34	3	0	2	0	0	0	39
08:30	10	0	2	0	0	0	0	12	34	4	1	2	0	0	0	41
08:45	5	0	1	0	0	0	0	6	40	10	1	0	0	0	0	51
Hour	23	5	3	1	0	0	0	32	139	21	2	4	0	0	0	166
09:00	6	4	1	0	0	0	0	11	25	4	2	2	0	0	0	33
09:15	4	0	2	0	0	0	0	6	11	5	0	2	0	0	1	19
09:30	7	2	0	0	0	0	0	9	11	5	2	0	0	0	0	18
09:45	10	2	0	0	0	0	0	12	9	5	0	2	0	0	0	16
Hour	27	8	3	0	0	0	0	38	56	19	4	6	0	0	1	86
10:00	5	0	0	0	0	0	0	5	11	3	0	0	0	0	0	14
10:15	5	4	0	0	0	0	0	9	8	2	0	1	0	0	0	11
10:30	7	4	0	1	0	0	0	12	8	5	2	2	0	0	0	17
10:45	6	2	0	0	0	0	0	8	13	3	0	2	0	0	0	18
Hour	23	10	0	1	0	0	0	34	40	13	2	5	0	0	0	60
11:00	2	1	0	0	0	0	1	4	10	1	0	3	0	0	1	15
11:15	7	2	0	1	0	0	0	10	15	2	0	3	0	0	0	20
11:30	5	2	1	0	0	0	0	8	13	3	1	2	0	0	0	19
11:45	13	2	1	0	0	0	0	16	13	4	0	0	0	0	0	17
Hour	27	7	2	1	0	0	1	38	51	10	1	8	0	0	1	71
12:00	6	0	0	0	0	0	0	6	7	1	0	0	0	0	0	8
12:15	2	3	1	1	0	0	0	7	10	2	0	4	0	0	0	16
12:30	16	4	0	2	0	0	0	22	15	2	0	0	0	0	0	17
12:45	14	3	0	0	0	0	0	17	5	5	0	2	0	0	0	12
Hour	38	10	1	3	0	0	0	52	37	10	0	6	0	0	0	53
13:00	25	4	1	0	0	0	0	30	12	2	1	1	0	0	0	16
13:15	23	4	1	0	0	0	0	28	10	4	0	0	0	0	0	14
13:30	23	3	0	0	0	0	0	26	10	1	0	0	0	0	0	11
13:45	17	1	0	0	0	0	0	18	7	3	0	0	0	0	0	10
Hour	88	12	2	0	0	0	0	102	39	10	1	1	0	0	0	51
14:00	29	6	0	0	0	0	0	35	6	1	0	0	0	0	0	7
14:15	11	2	1	1	0	0	1	16	33	9	0	3	0	0	0	45
14:30	8	3	1	0	0	0	0	12	15	3	0	2	1	0	0	21
14:45	6	0	0	0	0	0	1	7	19	0	0	0	0	0	0	19
Hour	54	11	2	1	0	0	2	70	73	13	0	5	1	0	0	92
15:00	10	2	0	0	0	0	0	12	15	1	2	2	0	0	1	21
15:15	10	2	0	1	0	1	0	14	20	4	0	0	0	0	0	24
15:30	8	1	0	1	1	0	0	11	14	5	0	0	0	0	0	19
15:45	11	2	0	0	0	0	0	13	17	1	0	2	0	1	0	21
Hour	39	7	0	2	1	1	0	50	66	11	2	4	0	1	1	85
16:00	6	3	1	0	0	0	0	10	21	4	1	1	0	0	0	27
16:15	9	0	0	1	0	0	0	10	28	2	0	0	0	0	0	30
16:30	7	1	0	0	0	0	0	8	16	1	0	0	0	0	0	17
16:45	7	1	0	1	0	0	0	9	25	4	0	1	0	0	0	30
Hour	29	5	1	2	0	0	0	37	90	11	1	2	0	0	0	104
17:00	12	3	0	0	0	0	1	16	27	2	1	1	0	0	0	31
17:15	11	0	0	0	0	0	0	11	24	3	1	0	0	0	0	28
17:30	13	0	0	0	0	0	1	14	27	4	0	1	0	0	0	32
17:45	13	1	0	0	0	0	0	14	27	3	1	0	0	1	0	32
Hour	49	4	0	0	0	0	2	55	105	12	3	2	0	1	0	123
18:00	14	0	0	0	0	0	0	14	42	0	0	0	0	0	0	42
18:15	16	2	0	0	0	0	0	18	26	0	0	0	0	0	0	26
18:30	14	2	0	0	0	0	0	16	28	2	1	0	0	0	0	31
18:45	9	0	0	0	0	0	0	9	31	2	1	0	0	0	0	34
Hour	53	4	0	0	0	0	0	57	127	4	2	0	0	0	0	133
Total	476	93	14	11	1	1	5	601	884	165	18	47	1	3	3	1121



Site No. 8  
 Location R106(N) / R123 / R106(S)  
 Date 13 April 2016

Time	C to B - R106(S) to R123							Veh. Total	C to A - R106(S) to R106(N)							Veh. Total
	CAR	LGV	OGV1	OGV2	PSV	M/C	P/C		CAR	LGV	OGV1	OGV2	PSV	M/C	P/C	
07:00	17	2	0	0	1	0	0	20	6	1	0	0	4	0	0	11
07:15	26	2	0	0	1	0	1	30	21	3	0	0	2	0	0	26
07:30	32	3	0	1	0	0	0	36	38	4	0	1	1	0	2	46
07:45	35	3	0	0	0	0	0	38	26	4	0	0	4	0	0	34
Hour	110	10	0	1	2	0	1	124	91	12	0	1	11	0	2	117
08:00	38	1	0	2	0	0	0	41	45	6	1	0	0	0	0	52
08:15	59	4	0	2	1	0	1	67	76	10	2	1	2	0	0	91
08:30	68	2	1	0	1	0	0	72	79	10	0	1	4	0	0	94
08:45	47	2	0	1	0	0	0	50	63	5	3	0	1	0	0	72
Hour	212	9	1	5	2	0	1	230	263	31	6	2	7	0	0	309
09:00	65	10	1	1	0	0	2	79	50	10	1	1	0	0	4	66
09:15	31	5	1	2	0	0	0	39	51	7	0	1	2	0	1	62
09:30	19	3	0	3	0	0	0	25	29	6	2	1	2	0	1	41
09:45	19	2	0	0	0	0	0	21	44	14	1	0	0	1	1	61
Hour	134	20	2	6	0	0	2	164	174	37	4	3	4	1	7	230
10:00	18	4	0	2	0	1	0	25	36	13	0	0	0	0	2	51
10:15	25	0	0	4	0	1	0	30	47	7	4	0	1	0	9	68
10:30	13	4	3	0	0	0	0	20	47	5	1	0	1	0	1	55
10:45	22	2	2	1	0	0	0	27	43	9	0	1	1	0	1	55
Hour	78	10	5	7	0	2	0	102	173	34	5	1	3	0	13	229
11:00	13	2	0	1	0	0	0	16	41	9	1	0	0	0	2	53
11:15	21	0	2	2	0	0	0	25	44	16	2	1	2	0	3	68
11:30	18	3	0	1	0	0	0	22	45	11	0	0	2	0	3	61
11:45	16	3	1	6	0	0	0	26	43	7	4	0	0	0	2	56
Hour	68	8	3	10	0	0	0	89	173	43	7	1	4	0	10	238
12:00	17	6	1	2	0	0	0	26	60	11	2	1	1	1	1	77
12:15	17	1	2	1	0	0	0	21	59	13	0	0	0	0	4	76
12:30	19	3	0	2	0	0	1	25	63	7	2	0	2	0	1	75
12:45	11	2	0	1	0	0	0	14	53	8	0	0	0	0	1	62
Hour	64	12	3	6	0	0	1	86	235	39	4	1	3	1	7	290
13:00	16	4	0	0	0	0	0	20	69	7	3	1	1	0	0	81
13:15	14	2	1	0	0	0	0	17	98	7	2	2	1	0	0	110
13:30	15	1	0	0	0	0	0	16	86	8	0	0	1	0	1	96
13:45	11	1	0	0	0	0	0	12	71	5	2	1	3	0	3	85
Hour	56	8	1	0	0	0	0	65	324	27	7	4	6	0	4	372
14:00	16	8	0	0	0	0	0	24	61	12	0	1	0	1	4	79
14:15	19	3	0	0	0	1	0	23	64	6	1	0	1	0	1	73
14:30	33	12	1	0	0	0	0	46	77	5	2	0	0	0	1	85
14:45	39	13	0	1	0	0	0	53	71	12	2	0	2	0	2	89
Hour	107	36	1	1	0	1	0	146	273	35	5	1	3	1	8	326
15:00	33	3	0	2	1	0	0	39	69	13	0	0	1	1	4	88
15:15	36	5	1	5	0	0	0	47	84	7	4	1	1	1	0	98
15:30	39	10	0	2	0	0	0	51	81	10	1	1	3	1	0	97
15:45	38	3	1	0	0	0	0	42	69	7	3	1	5	0	2	87
Hour	146	21	2	9	1	0	0	179	303	37	8	3	10	3	6	370
16:00	30	7	1	2	1	0	1	42	99	8	1	1	0	1	3	113
16:15	34	10	0	2	0	0	0	46	74	11	0	0	2	0	3	90
16:30	35	13	3	0	0	0	1	52	97	12	2	1	1	0	4	117
16:45	19	6	2	0	0	1	0	28	80	19	0	0	1	1	2	103
Hour	118	36	6	4	1	1	2	168	350	50	3	2	4	2	12	423
17:00	30	7	0	0	0	0	0	37	83	9	0	0	1	0	3	96
17:15	26	8	0	0	0	0	0	34	94	11	0	0	0	0	1	106
17:30	30	4	1	0	0	0	1	36	98	6	1	0	2	2	2	111
17:45	18	4	0	1	0	0	0	23	67	10	1	0	3	1	3	85
Hour	104	23	1	1	0	0	1	130	342	36	2	0	6	3	9	398
18:00	31	8	1	0	0	0	0	40	56	11	0	0	0	1	3	71
18:15	25	2	0	1	0	0	0	28	97	6	1	0	1	0	13	118
18:30	21	7	0	0	0	1	2	31	91	4	0	0	1	1	5	102
18:45	17	2	0	0	0	1	0	20	64	2	0	0	2	0	7	75
Hour	94	19	1	1	0	2	2	119	308	23	1	0	4	2	28	366
Total	1291	212	26	51	6	6	10	1602	3009	404	52	19	65	13	106	3668

Site No. 8  
 Location R106(N) / R123 / R106(S)  
 Date 13 April 2016

Time	To Arm A - R106(N)							Veh. Total	From Arm A - R106(N)							Veh. Total
	CAR	LGV	OGV1	OGV2	PSV	M/C	P/C		CAR	LGV	OGV1	OGV2	PSV	M/C	P/C	
07:00	11	5	0	0	4	0	0	20	50	12	1	0	2	0	1	66
07:15	28	7	0	0	2	0	0	37	76	5	1	0	1	0	4	87
07:30	46	6	0	1	1	0	2	56	92	17	3	0	3	1	1	117
07:45	32	4	0	0	4	0	0	40	119	13	1	1	6	2	4	146
Hour	117	22	0	1	11	0	2	153	337	47	6	1	12	3	10	416
08:00	51	9	1	1	0	0	0	62	163	14	5	0	2	0	6	190
08:15	78	12	2	1	2	0	0	95	152	12	2	1	2	2	7	178
08:30	89	10	2	1	4	0	0	106	136	22	5	0	4	2	2	171
08:45	68	5	4	0	1	0	0	78	139	25	5	0	0	0	1	170
Hour	286	36	9	3	7	0	0	341	590	73	17	1	8	4	16	709
09:00	56	14	2	1	0	0	4	77	119	18	7	0	2	0	2	148
09:15	55	7	2	1	2	0	1	68	94	12	0	0	1	0	3	110
09:30	36	8	2	1	2	0	1	50	77	12	3	1	0	2	1	96
09:45	54	16	1	0	0	1	1	73	70	12	2	2	3	0	1	90
Hour	201	45	7	3	4	1	7	268	360	54	12	3	6	2	7	444
10:00	41	13	0	0	0	0	2	56	73	18	1	0	1	0	3	96
10:15	52	11	4	0	1	0	9	77	75	11	1	0	1	0	2	90
10:30	54	9	1	1	1	0	1	67	61	7	8	1	0	0	1	78
10:45	49	11	0	1	1	0	1	63	56	14	2	1	1	0	4	78
Hour	196	44	5	2	3	0	13	263	265	50	12	2	3	0	10	342
11:00	43	10	1	0	0	0	3	57	65	13	0	0	0	0	3	81
11:15	51	18	2	2	2	0	3	78	70	9	2	0	2	1	0	84
11:30	50	13	1	0	2	0	3	69	66	10	1	3	2	0	0	82
11:45	56	9	5	0	0	0	2	72	57	8	3	0	0	0	4	72
Hour	200	50	9	2	4	0	11	276	258	40	6	3	4	1	7	319
12:00	66	11	2	1	1	1	1	83	80	10	1	0	1	0	2	94
12:15	61	16	1	1	0	0	4	83	68	9	1	0	1	0	0	79
12:30	79	11	2	2	2	0	1	97	88	7	2	1	1	0	1	100
12:45	67	11	0	0	0	0	1	79	84	17	0	1	1	0	2	105
Hour	273	49	5	4	3	1	7	342	320	43	4	2	4	0	5	378
13:00	94	11	4	1	1	0	0	111	99	11	2	1	1	0	5	119
13:15	121	11	3	2	1	0	0	138	106	10	0	1	1	0	0	118
13:30	109	11	0	0	1	0	1	122	99	7	1	0	2	0	3	112
13:45	88	6	2	1	3	0	3	103	94	12	1	0	3	0	3	113
Hour	412	39	9	4	6	0	4	474	398	40	4	2	7	0	11	462
14:00	90	18	0	1	0	1	4	114	105	7	4	3	2	0	4	125
14:15	75	8	2	1	1	0	2	89	94	13	4	1	3	0	0	115
14:30	85	8	3	0	0	0	1	97	108	8	3	0	1	0	3	123
14:45	77	12	2	0	2	0	3	96	98	7	1	1	0	1	2	110
Hour	327	46	7	2	3	1	10	396	405	35	12	5	6	1	9	473
15:00	79	15	0	0	1	1	4	100	92	8	0	3	3	2	2	110
15:15	94	9	4	2	1	2	0	112	84	5	2	0	2	0	6	99
15:30	89	11	1	2	4	1	0	108	80	20	1	1	0	0	1	103
15:45	80	9	3	1	5	0	2	100	75	7	0	0	1	1	4	88
Hour	342	44	8	5	11	4	6	420	331	40	3	4	6	3	13	400
16:00	105	11	2	1	0	1	3	123	80	13	1	1	1	2	2	100
16:15	83	11	0	1	2	0	3	100	99	9	2	0	1	0	1	112
16:30	104	13	2	1	1	0	4	125	76	18	0	2	2	0	2	100
16:45	87	20	0	1	1	1	2	112	93	9	2	0	2	0	2	108
Hour	379	55	4	4	4	2	12	460	348	49	5	3	6	2	7	420
17:00	95	12	0	0	1	0	4	112	101	11	0	1	1	0	4	118
17:15	105	11	0	0	0	0	1	117	103	5	1	0	2	0	4	115
17:30	111	6	1	0	2	2	3	125	111	5	1	0	1	0	8	126
17:45	80	11	1	0	3	1	3	99	112	8	0	0	0	1	9	130
Hour	391	40	2	0	6	3	11	453	427	29	2	1	4	1	25	489
18:00	70	11	0	0	0	1	3	85	120	8	1	0	4	0	4	137
18:15	113	8	1	0	1	0	13	136	103	5	0	0	1	0	0	109
18:30	105	6	0	0	1	1	5	118	81	5	0	0	0	1	2	89
18:45	73	2	0	0	2	0	7	84	94	8	0	0	4	0	1	107
Hour	361	27	1	0	4	2	28	423	398	26	1	0	9	1	7	442
Total	3485	497	66	30	66	14	111	4269	4437	526	84	27	75	18	127	5294

Site No. 8  
 Location R106(N) / R123 / R106(S)  
 Date 13 April 2016

Time	To Arm B - R123							Veh. Total	From Arm B - R123							Veh. Total
	CAR	LGV	OGV1	OGV2	PSV	M/C	P/C		CAR	LGV	OGV1	OGV2	PSV	M/C	P/C	
07:00	35	6	0	0	1	0	0	42	20	10	0	0	0	0	0	30
07:15	59	3	0	0	1	0	1	64	18	13	0	1	0	0	0	32
07:30	67	10	0	1	0	0	0	78	29	9	0	1	0	1	0	40
07:45	69	6	0	0	2	1	0	78	20	9	0	2	0	0	0	31
Hour	230	25	0	1	4	1	1	262	87	41	0	4	0	1	0	133
08:00	73	4	0	2	0	0	0	79	37	7	0	1	0	0	0	45
08:15	90	4	1	3	1	1	1	101	36	5	0	2	0	0	0	43
08:30	104	8	2	0	2	1	0	117	44	4	3	2	0	0	0	53
08:45	85	4	0	1	0	0	0	90	45	10	2	0	0	0	0	57
Hour	352	20	3	6	3	2	1	387	162	26	5	5	0	0	0	198
09:00	104	14	3	1	0	0	2	124	31	8	3	2	0	0	0	44
09:15	57	7	1	2	0	0	1	68	15	5	2	2	0	0	1	25
09:30	35	6	1	3	0	0	0	45	18	7	2	0	0	0	0	27
09:45	37	4	2	0	0	0	0	43	19	7	0	2	0	0	0	28
Hour	233	31	7	6	0	0	3	280	83	27	7	6	0	0	1	124
10:00	39	10	0	2	0	1	0	52	16	3	0	0	0	0	0	19
10:15	49	3	0	4	0	1	0	57	13	6	0	1	0	0	0	20
10:30	30	4	5	0	0	0	0	39	15	9	2	3	0	0	0	29
10:45	38	6	3	2	0	0	0	49	19	5	0	2	0	0	0	26
Hour	156	23	8	8	0	2	0	197	63	23	2	6	0	0	0	94
11:00	26	4	0	1	0	0	2	33	12	2	0	3	0	0	2	19
11:15	41	2	3	2	0	0	0	48	22	4	0	4	0	0	0	30
11:30	31	4	0	2	0	0	0	37	18	5	2	2	0	0	0	27
11:45	31	5	2	6	0	0	0	44	26	6	1	0	0	0	0	33
Hour	129	15	5	11	0	0	2	162	78	17	3	9	0	0	2	109
12:00	33	9	1	2	0	0	0	45	13	1	0	0	0	0	0	14
12:15	29	3	2	1	0	0	0	35	12	5	1	5	0	0	0	23
12:30	32	6	1	3	0	0	1	43	31	6	0	2	0	0	0	39
12:45	20	7	0	1	0	0	0	28	19	8	0	2	0	0	0	29
Hour	114	25	4	7	0	0	1	151	75	20	1	9	0	0	0	105
13:00	32	7	1	0	0	0	0	40	37	6	2	1	0	0	0	46
13:15	33	4	1	0	0	0	0	38	33	8	1	0	0	0	0	42
13:30	36	2	0	0	0	0	0	38	33	4	0	0	0	0	0	37
13:45	22	4	0	0	0	0	0	26	24	4	0	0	0	0	0	28
Hour	123	17	2	0	0	0	0	142	127	22	3	1	0	0	0	153
14:00	32	8	0	0	0	0	1	41	35	7	0	0	0	0	0	42
14:15	38	5	2	0	0	1	0	46	44	11	1	4	0	0	1	61
14:30	59	16	2	0	0	0	0	77	23	6	1	2	1	0	0	33
14:45	64	16	0	2	0	0	0	82	25	0	0	0	0	0	1	26
Hour	193	45	4	2	0	1	1	246	127	24	2	6	1	0	2	162
15:00	57	5	0	2	2	0	0	66	25	3	2	2	0	0	1	33
15:15	57	7	1	5	0	0	0	70	30	6	0	1	0	1	0	38
15:30	52	18	1	3	0	0	0	74	22	6	0	1	1	0	0	30
15:45	58	5	1	0	0	1	0	65	28	3	0	2	0	1	0	34
Hour	224	35	3	10	2	1	0	275	105	18	2	6	1	2	1	135
16:00	51	13	1	3	1	0	1	70	27	7	2	1	0	0	0	37
16:15	50	13	1	2	0	0	0	66	37	2	0	1	0	0	0	40
16:30	50	21	3	1	0	0	1	76	23	2	0	0	0	0	0	25
16:45	35	13	3	0	0	1	0	52	32	5	0	2	0	0	0	39
Hour	186	60	8	6	1	1	2	264	119	16	2	4	0	0	0	141
17:00	50	11	0	1	0	0	1	63	39	5	1	1	0	0	1	47
17:15	39	8	0	0	0	0	0	47	35	3	1	0	0	0	0	39
17:30	55	6	2	0	0	0	1	64	40	4	0	1	0	0	1	46
17:45	35	6	0	1	0	0	1	43	40	4	1	0	0	1	0	46
Hour	179	31	2	2	0	0	3	217	154	16	3	2	0	1	2	178
18:00	50	11	1	0	0	0	0	62	56	0	0	0	0	0	0	56
18:15	33	5	0	1	0	0	0	39	42	2	0	0	0	0	0	44
18:30	38	8	0	0	0	1	2	49	42	4	1	0	0	0	0	47
18:45	33	5	0	0	0	1	0	39	40	2	1	0	0	0	0	43
Hour	154	29	1	1	0	2	2	189	180	8	2	0	0	0	0	190
Total	2273	356	47	60	10	10	16	2772	1360	258	32	58	2	4	8	1722



Site No. 8  
 Location R106(N) / R123 / R106(S)  
 Date 13 April 2016

Time	To Arm C - R106(S)							Veh. Total	From Arm C - R106(S)							Veh. Total
	CAR	LGV	OGV1	OGV2	PSV	M/C	P/C		CAR	LGV	OGV1	OGV2	PSV	M/C	P/C	
07:00	47	14	1	0	2	0	1	65	23	3	0	0	5	0	0	31
07:15	54	13	1	1	1	0	4	74	47	5	0	0	3	0	1	56
07:30	78	17	3	1	3	2	1	105	70	7	0	2	1	0	2	82
07:45	99	19	1	3	4	1	4	131	61	7	0	0	4	0	0	72
Hour	278	63	6	5	10	3	10	375	201	22	0	2	13	0	3	241
08:00	159	15	5	0	2	0	6	187	83	7	1	2	0	0	0	93
08:15	155	15	1	2	2	1	7	183	135	14	2	3	3	0	1	158
08:30	134	20	5	2	3	1	2	167	147	12	1	1	5	0	0	166
08:45	141	33	6	0	0	0	1	181	110	7	3	1	1	0	0	122
Hour	589	83	17	4	7	2	16	718	475	40	7	7	9	0	1	539
09:00	105	18	7	2	2	0	2	136	115	20	2	2	0	0	6	145
09:15	79	15	0	2	1	0	3	100	82	12	1	3	2	0	1	101
09:30	72	14	4	1	0	2	1	94	48	9	2	4	2	0	1	66
09:45	61	15	0	4	3	0	1	84	63	16	1	0	0	1	1	82
Hour	317	62	11	9	6	2	7	414	308	57	6	9	4	1	9	394
10:00	63	15	1	0	1	0	3	83	54	17	0	2	0	1	2	76
10:15	59	10	1	1	1	0	2	74	72	7	4	4	1	1	9	98
10:30	52	12	8	3	0	0	1	76	60	9	4	0	1	0	1	75
10:45	53	13	1	2	1	0	4	74	65	11	2	2	1	0	1	82
Hour	227	50	11	6	3	0	10	307	251	44	10	8	3	2	13	331
11:00	62	12	0	3	0	0	2	79	54	11	1	1	0	0	2	69
11:15	65	9	1	3	2	1	0	81	65	16	4	3	2	0	3	93
11:30	66	12	2	4	2	0	0	86	63	14	0	1	2	0	3	83
11:45	55	10	2	0	0	0	4	71	59	10	5	6	0	0	2	82
Hour	248	43	5	10	4	1	6	317	241	51	10	11	4	0	10	327
12:00	71	8	1	0	1	0	2	83	77	17	3	3	1	1	1	103
12:15	66	9	1	4	1	0	0	81	76	14	2	1	0	0	4	97
12:30	90	6	1	0	1	0	1	99	82	10	2	2	2	0	2	100
12:45	80	17	0	3	1	0	2	103	64	10	0	1	0	0	1	76
Hour	307	40	3	7	4	0	5	366	299	51	7	7	3	1	8	376
13:00	95	10	2	2	1	0	5	115	85	11	3	1	1	0	0	101
13:15	97	12	0	1	1	0	0	111	112	9	3	2	1	0	0	127
13:30	88	7	1	0	2	0	3	101	101	9	0	0	1	0	1	112
13:45	90	12	1	0	3	0	3	109	82	6	2	1	3	0	3	97
Hour	370	41	4	3	7	0	11	436	380	35	8	4	6	0	4	437
14:00	95	8	4	3	2	0	3	115	77	20	0	1	0	1	4	103
14:15	108	20	2	4	3	0	0	137	83	9	1	0	1	1	1	96
14:30	97	7	2	2	2	0	3	113	110	17	3	0	0	0	1	131
14:45	92	4	1	0	0	1	2	100	110	25	2	1	2	0	2	142
Hour	392	39	9	9	7	1	8	465	380	71	6	2	3	2	8	472
15:00	83	7	2	5	2	2	3	104	102	16	0	2	2	1	4	127
15:15	83	7	2	0	2	0	6	100	120	12	5	6	1	1	0	145
15:30	81	17	0	0	0	0	1	99	120	20	1	3	3	1	0	148
15:45	72	6	0	2	1	1	4	86	107	10	4	1	5	0	2	129
Hour	319	37	4	7	5	3	14	389	449	58	10	12	11	3	6	549
16:00	80	11	2	1	1	2	2	99	129	15	2	3	1	1	4	155
16:15	111	8	1	0	1	0	1	122	108	21	0	2	2	0	3	136
16:30	77	11	0	1	2	0	2	93	132	25	5	1	1	0	5	169
16:45	102	6	1	1	2	0	2	114	99	25	2	0	1	2	2	131
Hour	370	36	4	3	6	2	7	428	468	86	9	6	5	3	14	591
17:00	108	9	1	1	1	0	3	123	113	16	0	0	1	0	3	133
17:15	114	8	2	0	2	0	4	130	120	19	0	0	0	0	1	140
17:30	113	7	0	1	1	0	8	130	128	10	2	0	2	2	3	147
17:45	122	9	1	0	0	2	8	142	85	14	1	1	3	1	3	108
Hour	457	33	4	2	4	2	23	525	446	59	3	1	6	3	10	528
18:00	143	5	1	0	4	0	4	157	87	19	1	0	0	1	3	111
18:15	121	2	0	0	1	0	0	124	122	8	1	1	1	0	13	146
18:30	92	6	1	0	0	1	2	102	112	11	0	0	1	2	7	133
18:45	109	7	1	0	4	0	1	122	81	4	0	0	2	1	7	95
Hour	465	20	3	0	9	1	7	505	402	42	2	1	4	4	30	485
Total	4339	547	81	65	72	17	124	5245	4300	616	78	70	71	19	116	5270

Site No. 9  
 Location R106(N) / R106(S) / Golf Link Road  
 Date 13 April 2016

Time	A to C - R106(N) to Golf Link Road							Veh. Total	A to B - R106(N) to R106(S)							Veh. Total
	CAR	LGV	OGV1	OGV2	PSV	M/C	P/C		CAR	LGV	OGV1	OGV2	PSV	M/C	P/C	
07:00	1	1	0	0	0	0	0	2	70	9	3	0	1	0	2	85
07:15	1	2	0	0	0	0	0	3	107	1	2	0	1	0	5	116
07:30	0	1	0	0	0	0	0	1	133	14	2	0	3	2	3	157
07:45	5	1	0	0	1	0	0	7	138	9	1	0	7	1	7	163
Hour	7	5	0	0	1	0	0	13	448	33	8	0	12	3	17	521
08:00	0	1	1	0	0	0	0	2	157	12	1	0	4	0	4	178
08:15	0	0	1	0	0	0	0	1	137	12	1	2	1	2	10	165
08:30	3	2	0	0	0	0	0	5	119	12	2	0	3	2	0	138
08:45	5	0	0	0	0	0	0	5	171	13	6	0	2	0	3	195
Hour	8	3	2	0	0	0	0	13	584	49	10	2	10	4	17	676
09:00	5	1	0	0	0	0	0	6	158	7	4	0	2	0	1	172
09:15	8	1	0	0	0	0	0	9	95	9	1	0	1	1	3	110
09:30	1	3	1	0	1	0	0	6	83	17	4	0	2	1	1	108
09:45	5	1	2	0	0	0	1	9	75	10	4	1	1	0	2	93
Hour	19	6	3	0	1	0	1	30	411	43	13	1	6	2	7	483
10:00	3	1	0	0	0	0	0	4	74	8	2	0	1	0	5	90
10:15	4	1	0	0	0	0	0	5	90	11	4	0	2	0	5	112
10:30	2	0	0	0	0	0	0	2	75	16	0	1	0	0	10	102
10:45	3	0	1	0	0	0	0	4	72	10	3	0	1	1	1	88
Hour	12	2	1	0	0	0	0	15	311	45	9	1	4	1	21	392
11:00	7	0	0	0	0	0	0	7	80	14	0	0	0	0	6	100
11:15	3	2	0	0	0	0	0	5	55	6	4	1	4	1	1	72
11:30	1	1	0	0	0	0	0	2	66	11	3	0	0	0	4	84
11:45	4	1	0	0	0	0	0	5	87	10	1	0	1	1	1	101
Hour	15	4	0	0	0	0	0	19	288	41	8	1	5	2	12	357
12:00	1	0	0	0	0	0	0	1	79	11	3	0	1	0	1	95
12:15	8	0	0	0	0	0	0	8	87	11	3	1	2	2	1	107
12:30	3	2	0	0	0	0	1	6	93	9	2	0	0	1	2	107
12:45	5	0	0	0	0	0	0	5	119	12	2	1	1	3	2	140
Hour	17	2	0	0	0	0	1	20	378	43	10	2	4	6	6	449
13:00	5	0	0	0	0	0	1	6	94	10	5	0	1	1	2	113
13:15	6	1	1	0	0	0	0	8	95	13	0	0	3	0	2	113
13:30	3	0	0	0	0	0	0	3	128	11	0	0	1	1	2	143
13:45	4	1	0	0	0	0	0	5	98	9	1	0	3	1	3	115
Hour	18	2	1	0	0	0	1	22	415	43	6	0	8	3	9	484
14:00	3	0	0	0	0	0	0	3	88	7	4	0	1	0	3	103
14:15	6	1	0	0	0	0	0	7	92	15	3	0	3	0	1	114
14:30	2	0	0	0	0	0	0	2	144	9	2	1	0	0	2	158
14:45	8	0	1	0	0	0	0	9	111	11	0	0	1	0	3	126
Hour	19	1	1	0	0	0	0	21	435	42	9	1	5	0	9	501
15:00	1	2	0	0	0	0	0	3	82	15	0	0	3	2	2	104
15:15	6	1	0	0	0	0	0	7	87	7	2	0	2	0	8	106
15:30	4	0	0	0	0	0	0	4	92	12	3	2	0	0	3	112
15:45	9	0	0	0	0	0	0	9	79	9	1	0	1	1	2	93
Hour	20	3	0	0	0	0	0	23	340	43	6	2	6	3	15	415
16:00	6	0	0	0	0	0	3	9	90	13	0	1	1	0	4	109
16:15	2	1	0	0	0	0	0	3	107	14	3	0	1	0	1	126
16:30	5	0	0	0	0	0	0	5	94	21	0	1	2	0	2	120
16:45	9	0	0	0	1	0	0	10	112	9	1	0	1	0	2	125
Hour	22	1	0	0	1	0	3	27	403	57	4	2	5	0	9	480
17:00	2	3	0	0	0	0	0	5	89	9	0	1	1	0	3	103
17:15	3	1	0	0	0	0	0	4	93	7	1	0	2	0	4	107
17:30	9	1	0	0	0	0	0	10	106	9	1	0	1	0	2	119
17:45	11	0	0	0	0	0	0	11	101	6	0	0	0	0	16	123
Hour	25	5	0	0	0	0	0	30	389	31	2	1	4	0	25	452
18:00	4	2	0	0	0	0	0	6	111	6	0	0	3	0	3	123
18:15	7	2	0	0	0	0	0	9	101	7	0	0	1	0	2	111
18:30	8	1	0	0	0	0	0	9	98	9	0	0	0	1	0	108
18:45	2	0	0	0	0	0	0	2	104	8	0	0	4	0	1	117
Hour	21	5	0	0	0	0	0	26	414	30	0	0	8	1	6	459
Total	203	39	8	0	3	0	6	259	4816	500	85	13	77	25	153	5669

Site No. 9  
 Location R106(N) / R106(S) / Golf Link Road  
 Date 13 April 2016

Time	B to A - R106(S) to R106(N)							Veh. Total	B to C - R106(S) to Golf Link Road							Veh. Total
	CAR	LGV	OGV1	OGV2	PSV	M/C	P/C		CAR	LGV	OGV1	OGV2	PSV	M/C	P/C	
07:00	20	11	1	0	2	0	0	34	0	1	0	0	0	0	0	1
07:15	29	10	0	0	2	0	0	41	2	3	0	0	0	0	1	6
07:30	47	11	1	2	2	0	2	65	3	3	0	0	0	0	0	6
07:45	46	5	1	0	4	0	0	56	5	0	0	0	0	0	0	5
Hour	142	37	3	2	10	0	2	196	10	7	0	0	0	0	1	18
08:00	55	10	1	1	0	0	0	67	5	1	1	0	0	0	0	7
08:15	103	17	2	0	1	0	2	125	5	1	0	0	0	0	0	6
08:30	138	6	3	0	6	0	2	155	5	0	0	0	1	0	0	6
08:45	113	9	6	0	1	0	1	130	10	1	0	0	0	0	0	11
Hour	409	42	12	1	8	0	5	477	25	3	1	0	1	0	0	30
09:00	79	14	8	1	1	0	2	105	8	0	1	0	0	0	0	9
09:15	78	7	6	1	2	0	3	97	8	0	0	0	0	0	0	8
09:30	66	15	2	0	0	0	2	85	7	0	0	0	0	0	0	7
09:45	80	13	4	0	2	0	1	100	9	2	0	0	0	0	0	11
Hour	303	49	20	2	5	0	8	387	32	2	1	0	0	0	0	35
10:00	65	11	0	0	0	0	4	80	7	1	0	0	0	0	0	8
10:15	67	6	1	0	1	0	1	76	9	2	0	0	0	0	0	11
10:30	63	15	1	1	1	0	2	83	8	1	1	0	0	0	0	10
10:45	69	6	2	0	1	0	3	81	10	1	0	0	0	0	0	11
Hour	264	38	4	1	3	0	10	320	34	5	1	0	0	0	0	40
11:00	66	12	4	0	0	0	5	87	7	1	0	0	0	0	0	8
11:15	70	15	0	0	1	1	3	90	11	2	1	0	0	0	0	14
11:30	58	6	4	1	1	0	5	75	13	5	0	0	0	0	0	18
11:45	69	12	1	0	1	0	0	83	11	0	0	0	0	0	0	11
Hour	263	45	9	1	3	1	13	335	42	8	1	0	0	0	0	51
12:00	84	16	1	0	1	0	3	105	4	1	0	0	0	0	0	5
12:15	92	11	1	0	1	1	11	117	8	0	0	0	0	0	0	8
12:30	93	11	4	1	2	0	1	112	7	0	0	0	0	0	0	7
12:45	102	10	1	0	2	0	0	115	6	2	0	0	0	0	0	8
Hour	371	48	7	1	6	1	15	449	25	3	0	0	0	0	0	28
13:00	86	17	1	0	2	0	1	107	6	0	0	0	0	0	0	6
13:15	148	10	1	0	2	2	2	165	10	0	1	0	0	0	0	11
13:30	88	9	2	0	1	4	3	107	8	0	0	0	0	0	0	8
13:45	101	5	1	0	2	0	4	113	11	1	0	1	0	0	0	13
Hour	423	41	5	0	7	6	10	492	35	1	1	1	0	0	0	38
14:00	101	15	5	0	4	0	0	125	4	2	0	0	0	0	0	6
14:15	129	9	3	1	1	0	4	147	12	2	1	0	0	0	0	15
14:30	90	9	5	0	0	0	1	105	9	0	1	0	0	0	0	10
14:45	106	8	2	0	2	0	2	120	8	0	0	0	0	0	0	8
Hour	426	41	15	1	7	0	7	497	33	4	2	0	0	0	0	39
15:00	100	13	0	0	1	1	5	120	12	2	0	0	0	0	0	14
15:15	124	14	3	1	2	1	4	149	9	0	0	0	0	0	0	9
15:30	102	9	3	0	4	1	2	121	6	0	0	0	0	0	0	6
15:45	104	10	3	1	4	0	3	125	5	2	1	0	0	0	0	8
Hour	430	46	9	2	11	3	14	515	32	4	1	0	0	0	0	37
16:00	117	13	1	0	2	1	7	141	10	4	0	0	0	0	0	14
16:15	103	13	0	1	1	0	11	129	6	0	0	0	0	0	0	6
16:30	119	11	1	0	2	0	2	135	15	0	0	0	0	0	0	15
16:45	131	13	0	1	1	0	5	151	8	1	0	0	0	0	0	9
Hour	470	50	2	2	6	1	25	556	39	5	0	0	0	0	0	44
17:00	111	17	0	0	1	0	4	133	10	1	0	0	0	0	0	11
17:15	155	10	0	0	0	0	2	167	13	2	0	0	0	0	0	15
17:30	153	9	0	0	2	2	2	168	10	2	0	0	0	0	0	12
17:45	145	8	1	0	1	1	4	160	9	2	0	0	0	0	0	11
Hour	564	44	1	0	4	3	12	628	42	7	0	0	0	0	0	49
18:00	138	9	0	0	2	0	6	155	11	0	0	0	0	0	1	12
18:15	171	13	0	0	2	1	9	196	13	1	0	0	0	0	0	14
18:30	138	8	1	0	1	1	14	163	20	0	0	0	0	0	0	20
18:45	140	5	1	0	1	0	3	150	14	0	0	0	0	0	0	14
Hour	587	35	2	0	6	2	32	664	58	1	0	0	0	0	1	60
Total	4652	516	89	13	76	17	153	5516	407	50	8	1	1	0	2	469

Site No. 9  
 Location R106(N) / R106(S) / Golf Link Road  
 Date 13 April 2016

Time	C to B - Golf Link Road to R106(S)							Veh. Total	C to A - Golf Link Road to R106(N)							Veh. Total
	CAR	LGV	OGV1	OGV2	PSV	M/C	P/C		CAR	LGV	OGV1	OGV2	PSV	M/C	P/C	
07:00	2	2	0	0	0	0	0	4	1	1	0	0	0	0	0	2
07:15	3	2	0	0	0	0	0	5	2	0	0	0	0	0	0	2
07:30	3	3	0	0	0	0	0	6	0	2	0	0	0	0	0	2
07:45	2	1	0	0	0	0	0	3	0	1	0	0	0	0	0	1
Hour	10	8	0	0	0	0	0	18	3	4	0	0	0	0	0	7
08:00	7	0	0	0	0	0	0	7	0	0	0	0	0	0	0	0
08:15	5	1	0	0	0	0	0	6	0	0	1	0	0	0	0	1
08:30	4	3	1	0	0	0	0	8	2	0	0	0	0	0	0	2
08:45	7	3	1	0	0	0	0	11	1	1	0	0	0	0	0	2
Hour	23	7	2	0	0	0	0	32	3	1	1	0	0	0	0	5
09:00	2	1	0	0	0	0	0	3	1	0	0	0	1	0	0	2
09:15	5	0	0	0	0	0	0	5	0	2	0	0	0	0	0	2
09:30	1	1	0	0	0	0	0	2	5	0	0	0	0	0	0	5
09:45	4	1	1	0	0	0	0	6	5	0	0	0	0	0	1	6
Hour	12	3	1	0	0	0	0	16	11	2	0	0	1	0	1	15
10:00	5	0	2	0	0	0	0	7	5	3	0	0	0	0	0	8
10:15	1	4	0	0	0	0	0	5	5	0	1	0	0	0	0	6
10:30	4	0	1	0	0	0	0	5	2	0	0	0	0	0	0	2
10:45	5	1	0	0	0	0	0	6	2	0	0	0	0	0	0	2
Hour	15	5	3	0	0	0	0	23	14	3	1	0	0	0	0	18
11:00	4	1	0	0	0	0	0	5	4	1	0	0	0	0	0	5
11:15	3	2	2	0	0	0	0	7	4	0	0	0	0	0	0	4
11:30	7	1	0	0	0	0	0	8	6	1	0	0	0	0	0	7
11:45	10	3	0	0	1	0	0	14	5	1	0	0	0	0	0	6
Hour	24	7	2	0	1	0	0	34	19	3	0	0	0	0	0	22
12:00	0	1	0	0	0	0	0	1	5	0	0	0	0	0	0	5
12:15	8	1	0	0	0	0	0	9	0	0	0	0	0	0	0	0
12:30	4	0	0	0	0	0	0	4	2	0	0	0	0	0	1	3
12:45	9	1	0	0	0	0	0	10	5	0	0	0	0	0	0	5
Hour	21	3	0	0	0	0	0	24	12	0	0	0	0	0	1	13
13:00	8	0	0	0	0	0	0	8	6	0	0	0	0	0	0	6
13:15	6	2	0	0	0	0	0	8	7	1	1	0	0	0	1	10
13:30	5	1	0	0	0	0	0	6	3	0	0	0	0	0	0	3
13:45	5	1	1	0	0	0	0	7	6	0	0	1	0	0	0	7
Hour	24	4	1	0	0	0	0	29	22	1	1	1	0	0	1	26
14:00	9	0	0	0	0	0	0	9	5	0	0	0	0	0	0	5
14:15	3	1	1	0	0	0	0	5	3	1	0	0	0	0	0	4
14:30	8	1	0	0	0	0	1	10	4	2	0	0	0	0	0	6
14:45	4	1	0	0	0	0	0	5	6	0	1	0	0	0	0	7
Hour	24	3	1	0	0	0	1	29	18	3	1	0	0	0	0	22
15:00	10	0	1	0	0	0	1	12	6	1	0	0	0	0	0	7
15:15	11	1	0	0	1	0	0	13	3	1	0	0	0	0	0	4
15:30	10	4	0	0	0	0	0	14	3	0	0	0	0	0	0	3
15:45	9	1	0	0	0	0	0	10	5	0	0	0	0	0	0	5
Hour	40	6	1	0	1	0	1	49	17	2	0	0	0	0	0	19
16:00	11	1	0	0	0	0	0	12	3	1	0	0	0	0	0	4
16:15	11	0	0	0	0	0	0	11	1	1	0	0	0	0	0	2
16:30	5	0	0	0	0	0	0	5	3	0	1	0	0	0	0	4
16:45	8	4	0	0	0	0	0	12	4	0	0	0	0	0	0	4
Hour	35	5	0	0	0	0	0	40	11	2	1	0	0	0	0	14
17:00	19	3	0	0	0	0	0	22	15	0	0	0	0	0	0	15
17:15	15	2	0	0	0	0	0	17	7	0	0	0	0	0	0	7
17:30	13	1	0	0	0	0	0	14	6	1	0	0	0	0	0	7
17:45	10	0	0	0	0	0	0	10	4	0	0	0	0	0	3	7
Hour	57	6	0	0	0	0	0	63	32	1	0	0	0	0	3	36
18:00	18	0	0	0	1	0	0	19	4	2	0	0	0	0	3	9
18:15	13	0	0	0	0	0	0	13	9	0	0	0	0	0	0	9
18:30	10	0	0	0	0	0	0	10	7	0	0	0	0	0	0	7
18:45	8	0	0	0	0	0	0	8	8	3	0	0	0	0	0	11
Hour	49	0	0	0	1	0	0	50	28	5	0	0	0	0	3	36
Total	334	57	11	0	3	0	2	407	190	27	5	1	1	0	9	233

Site No. 9  
Location R106(N) / R106(S) / Golf Link Road  
Date 13 April 2016

Time	To Arm A - R106(N)							Veh. Total	From Arm A - R106(N)							Veh. Total
	CAR	LGV	OGV1	OGV2	PSV	M/C	P/C		CAR	LGV	OGV1	OGV2	PSV	M/C	P/C	
07:00	21	12	1	0	2	0	0	36	71	10	3	0	1	0	2	87
07:15	31	10	0	0	2	0	0	43	108	3	2	0	1	0	5	119
07:30	47	13	1	2	2	0	2	67	133	15	2	0	3	2	3	158
07:45	46	6	1	0	4	0	0	57	143	10	1	0	8	1	7	170
Hour	145	41	3	2	10	0	2	203	455	38	8	0	13	3	17	534
08:00	55	10	1	1	0	0	0	67	157	13	2	0	4	0	4	180
08:15	103	17	3	0	1	0	2	126	137	12	2	2	1	2	10	166
08:30	140	6	3	0	6	0	2	157	122	14	2	0	3	2	0	143
08:45	114	10	6	0	1	0	1	132	176	13	6	0	2	0	3	200
Hour	412	43	13	1	8	0	5	482	592	52	12	2	10	4	17	689
09:00	80	14	8	1	2	0	2	107	163	8	4	0	2	0	1	178
09:15	78	9	6	1	2	0	3	99	103	10	1	0	1	1	3	119
09:30	71	15	2	0	0	0	2	90	84	20	5	0	3	1	1	114
09:45	85	13	4	0	2	0	2	106	80	11	6	1	1	0	3	102
Hour	314	51	20	2	6	0	9	402	430	49	16	1	7	2	8	513
10:00	70	14	0	0	0	0	4	88	77	9	2	0	1	0	5	94
10:15	72	6	2	0	1	0	1	82	94	12	4	0	2	0	5	117
10:30	65	15	1	1	1	0	2	85	77	16	0	1	0	0	10	104
10:45	71	6	2	0	1	0	3	83	75	10	4	0	1	1	1	92
Hour	278	41	5	1	3	0	10	338	323	47	10	1	4	1	21	407
11:00	70	13	4	0	0	0	5	92	87	14	0	0	0	0	6	107
11:15	74	15	0	0	1	1	3	94	58	8	4	1	4	1	1	77
11:30	64	7	4	1	1	0	5	82	67	12	3	0	0	0	4	86
11:45	74	13	1	0	1	0	0	89	91	11	1	0	1	1	1	106
Hour	282	48	9	1	3	1	13	357	303	45	8	1	5	2	12	376
12:00	89	16	1	0	1	0	3	110	80	11	3	0	1	0	1	96
12:15	92	11	1	0	1	1	11	117	95	11	3	1	2	2	1	115
12:30	95	11	4	1	2	0	2	115	96	11	2	0	0	1	3	113
12:45	107	10	1	0	2	0	0	120	124	12	2	1	1	3	2	145
Hour	383	48	7	1	6	1	16	462	395	45	10	2	4	6	7	469
13:00	92	17	1	0	2	0	1	113	99	10	5	0	1	1	3	119
13:15	155	11	2	0	2	2	3	175	101	14	1	0	3	0	2	121
13:30	91	9	2	0	1	4	3	110	131	11	0	0	1	1	2	146
13:45	107	5	1	1	2	0	4	120	102	10	1	0	3	1	3	120
Hour	445	42	6	1	7	6	11	518	433	45	7	0	8	3	10	506
14:00	106	15	5	0	4	0	0	130	91	7	4	0	1	0	3	106
14:15	132	10	3	1	1	0	4	151	98	16	3	0	3	0	1	121
14:30	94	11	5	0	0	0	1	111	146	9	2	1	0	0	2	160
14:45	112	8	3	0	2	0	2	127	119	11	1	0	1	0	3	135
Hour	444	44	16	1	7	0	7	519	454	43	10	1	5	0	9	522
15:00	106	14	0	0	1	1	5	127	83	17	0	0	3	2	2	107
15:15	127	15	3	1	2	1	4	153	93	8	2	0	2	0	8	113
15:30	105	9	3	0	4	1	2	124	96	12	3	2	0	0	3	116
15:45	109	10	3	1	4	0	3	130	88	9	1	0	1	1	2	102
Hour	447	48	9	2	11	3	14	534	360	46	6	2	6	3	15	438
16:00	120	14	1	0	2	1	7	145	96	13	0	1	1	0	7	118
16:15	104	14	0	1	1	0	11	131	109	15	3	0	1	0	1	129
16:30	122	11	2	0	2	0	2	139	99	21	0	1	2	0	2	125
16:45	135	13	0	1	1	0	5	155	121	9	1	0	2	0	2	135
Hour	481	52	3	2	6	1	25	570	425	58	4	2	6	0	12	507
17:00	126	17	0	0	1	0	4	148	91	12	0	1	1	0	3	108
17:15	162	10	0	0	0	0	2	174	96	8	1	0	2	0	4	111
17:30	159	10	0	0	2	2	2	175	115	10	1	0	1	0	2	129
17:45	149	8	1	0	1	1	7	167	112	6	0	0	0	0	16	134
Hour	596	45	1	0	4	3	15	664	414	36	2	1	4	0	25	482
18:00	142	11	0	0	2	0	9	164	115	8	0	0	3	0	3	129
18:15	180	13	0	0	2	1	9	205	108	9	0	0	1	0	2	120
18:30	145	8	1	0	1	1	14	170	106	10	0	0	0	1	0	117
18:45	148	8	1	0	1	0	3	161	106	8	0	0	4	0	1	119
Hour	615	40	2	0	6	2	35	700	435	35	0	0	8	1	6	485
Total	4842	543	94	14	77	17	162	5749	5019	539	93	13	80	25	159	5928

Site No. 9  
Location R106(N) / R106(S) / Golf Link Road  
Date 13 April 2016

Time	To Arm B - R106(S)							Veh. Total	From Arm B - R106(S)							Veh. Total
	CAR	LGV	OGV1	OGV2	PSV	M/C	P/C		CAR	LGV	OGV1	OGV2	PSV	M/C	P/C	
07:00	72	11	3	0	1	0	2	89	20	12	1	0	2	0	0	35
07:15	110	3	2	0	1	0	5	121	31	13	0	0	2	0	1	47
07:30	136	17	2	0	3	2	3	163	50	14	1	2	2	0	2	71
07:45	140	10	1	0	7	1	7	166	51	5	1	0	4	0	0	61
Hour	458	41	8	0	12	3	17	539	152	44	3	2	10	0	3	214
08:00	164	12	1	0	4	0	4	185	60	11	2	1	0	0	0	74
08:15	142	13	1	2	1	2	10	171	108	18	2	0	1	0	2	131
08:30	123	15	3	0	3	2	0	146	143	6	3	0	7	0	2	161
08:45	178	16	7	0	2	0	3	206	123	10	6	0	1	0	1	141
Hour	607	56	12	2	10	4	17	708	434	45	13	1	9	0	5	507
09:00	160	8	4	0	2	0	1	175	87	14	9	1	1	0	2	114
09:15	100	9	1	0	1	1	3	115	86	7	6	1	2	0	3	105
09:30	84	18	4	0	2	1	1	110	73	15	2	0	0	0	2	92
09:45	79	11	5	1	1	0	2	99	89	15	4	0	2	0	1	111
Hour	423	46	14	1	6	2	7	499	335	51	21	2	5	0	8	422
10:00	79	8	4	0	1	0	5	97	72	12	0	0	0	0	4	88
10:15	91	15	4	0	2	0	5	117	76	8	1	0	1	0	1	87
10:30	79	16	1	1	0	0	10	107	71	16	2	1	1	0	2	93
10:45	77	11	3	0	1	1	1	94	79	7	2	0	1	0	3	92
Hour	326	50	12	1	4	1	21	415	298	43	5	1	3	0	10	360
11:00	84	15	0	0	0	0	6	105	73	13	4	0	0	0	5	95
11:15	58	8	6	1	4	1	1	79	81	17	1	0	1	1	3	104
11:30	73	12	3	0	0	0	4	92	71	11	4	1	1	0	5	93
11:45	97	13	1	0	2	1	1	115	80	12	1	0	1	0	0	94
Hour	312	48	10	1	6	2	12	391	305	53	10	1	3	1	13	386
12:00	79	12	3	0	1	0	1	96	88	17	1	0	1	0	3	110
12:15	95	12	3	1	2	2	1	116	100	11	1	0	1	1	11	125
12:30	97	9	2	0	0	1	2	111	100	11	4	1	2	0	1	119
12:45	128	13	2	1	1	3	2	150	108	12	1	0	2	0	0	123
Hour	399	46	10	2	4	6	6	473	396	51	7	1	6	1	15	477
13:00	102	10	5	0	1	1	2	121	92	17	1	0	2	0	1	113
13:15	101	15	0	0	3	0	2	121	158	10	2	0	2	2	2	176
13:30	133	12	0	0	1	1	2	149	96	9	2	0	1	4	3	115
13:45	103	10	2	0	3	1	3	122	112	6	1	1	2	0	4	126
Hour	439	47	7	0	8	3	9	513	458	42	6	1	7	6	10	530
14:00	97	7	4	0	1	0	3	112	105	17	5	0	4	0	0	131
14:15	95	16	4	0	3	0	1	119	141	11	4	1	1	0	4	162
14:30	152	10	2	1	0	0	3	168	99	9	6	0	0	0	1	115
14:45	115	12	0	0	1	0	3	131	114	8	2	0	2	0	2	128
Hour	459	45	10	1	5	0	10	530	459	45	17	1	7	0	7	536
15:00	92	15	1	0	3	2	3	116	112	15	0	0	1	1	5	134
15:15	98	8	2	0	3	0	8	119	133	14	3	1	2	1	4	158
15:30	102	16	3	2	0	0	3	126	108	9	3	0	4	1	2	127
15:45	88	10	1	0	1	1	2	103	109	12	4	1	4	0	3	133
Hour	380	49	7	2	7	3	16	464	462	50	10	2	11	3	14	552
16:00	101	14	0	1	1	0	4	121	127	17	1	0	2	1	7	155
16:15	118	14	3	0	1	0	1	137	109	13	0	1	1	0	11	135
16:30	99	21	0	1	2	0	2	125	134	11	1	0	2	0	2	150
16:45	120	13	1	0	1	0	2	137	139	14	0	1	1	0	5	160
Hour	438	62	4	2	5	0	9	520	509	55	2	2	6	1	25	600
17:00	108	12	0	1	1	0	3	125	121	18	0	0	1	0	4	144
17:15	108	9	1	0	2	0	4	124	168	12	0	0	0	0	2	182
17:30	119	10	1	0	1	0	2	133	163	11	0	0	2	2	2	180
17:45	111	6	0	0	0	0	16	133	154	10	1	0	1	1	4	171
Hour	446	37	2	1	4	0	25	515	606	51	1	0	4	3	12	677
18:00	129	6	0	0	4	0	3	142	149	9	0	0	2	0	7	167
18:15	114	7	0	0	1	0	2	124	184	14	0	0	2	1	9	210
18:30	108	9	0	0	0	1	0	118	158	8	1	0	1	1	14	183
18:45	112	8	0	0	4	0	1	125	154	5	1	0	1	0	3	164
Hour	463	30	0	0	9	1	6	509	645	36	2	0	6	2	33	724
Total	5150	557	96	13	80	25	155	6076	5059	566	97	14	77	17	155	5985

Site No. 9  
Location R106(N) / R106(S) / Golf Link Road  
Date 13 April 2016

Time	To Arm C - Golf Link Road							Veh. Total	From Arm C - Golf Link Road							Veh. Total
	CAR	LGV	OGV1	OGV2	PSV	M/C	P/C		CAR	LGV	OGV1	OGV2	PSV	M/C	P/C	
07:00	1	2	0	0	0	0	0	3	3	3	0	0	0	0	0	6
07:15	3	5	0	0	0	0	1	9	5	2	0	0	0	0	0	7
07:30	3	4	0	0	0	0	0	7	3	5	0	0	0	0	0	8
07:45	10	1	0	0	1	0	0	12	2	2	0	0	0	0	0	4
Hour	17	12	0	0	1	0	1	31	13	12	0	0	0	0	0	25
08:00	5	2	2	0	0	0	0	9	7	0	0	0	0	0	0	7
08:15	5	1	1	0	0	0	0	7	5	1	1	0	0	0	0	7
08:30	8	2	0	0	1	0	0	11	6	3	1	0	0	0	0	10
08:45	15	1	0	0	0	0	0	16	8	4	1	0	0	0	0	13
Hour	33	6	3	0	1	0	0	43	26	8	3	0	0	0	0	37
09:00	13	1	1	0	0	0	0	15	3	1	0	0	1	0	0	5
09:15	16	1	0	0	0	0	0	17	5	2	0	0	0	0	0	7
09:30	8	3	1	0	1	0	0	13	6	1	0	0	0	0	0	7
09:45	14	3	2	0	0	0	1	20	9	1	1	0	0	0	1	12
Hour	51	8	4	0	1	0	1	65	23	5	1	0	1	0	1	31
10:00	10	2	0	0	0	0	0	12	10	3	2	0	0	0	0	15
10:15	13	3	0	0	0	0	0	16	6	4	1	0	0	0	0	11
10:30	10	1	1	0	0	0	0	12	6	0	1	0	0	0	0	7
10:45	13	1	1	0	0	0	0	15	7	1	0	0	0	0	0	8
Hour	46	7	2	0	0	0	0	55	29	8	4	0	0	0	0	41
11:00	14	1	0	0	0	0	0	15	8	2	0	0	0	0	0	10
11:15	14	4	1	0	0	0	0	19	7	2	2	0	0	0	0	11
11:30	14	6	0	0	0	0	0	20	13	2	0	0	0	0	0	15
11:45	15	1	0	0	0	0	0	16	15	4	0	0	1	0	0	20
Hour	57	12	1	0	0	0	0	70	43	10	2	0	1	0	0	56
12:00	5	1	0	0	0	0	0	6	5	1	0	0	0	0	0	6
12:15	16	0	0	0	0	0	0	16	8	1	0	0	0	0	0	9
12:30	10	2	0	0	0	0	1	13	6	0	0	0	0	0	1	7
12:45	11	2	0	0	0	0	0	13	14	1	0	0	0	0	0	15
Hour	42	5	0	0	0	0	1	48	33	3	0	0	0	0	1	37
13:00	11	0	0	0	0	0	1	12	14	0	0	0	0	0	0	14
13:15	16	1	2	0	0	0	0	19	13	3	1	0	0	0	1	18
13:30	11	0	0	0	0	0	0	11	8	1	0	0	0	0	0	9
13:45	15	2	0	1	0	0	0	18	11	1	1	1	0	0	0	14
Hour	53	3	2	1	0	0	1	60	46	5	2	1	0	0	1	55
14:00	7	2	0	0	0	0	0	9	14	0	0	0	0	0	0	14
14:15	18	3	1	0	0	0	0	22	6	2	1	0	0	0	0	9
14:30	11	0	1	0	0	0	0	12	12	3	0	0	0	0	1	16
14:45	16	0	1	0	0	0	0	17	10	1	1	0	0	0	0	12
Hour	52	5	3	0	0	0	0	60	42	6	2	0	0	0	1	51
15:00	13	4	0	0	0	0	0	17	16	1	1	0	0	0	1	19
15:15	15	1	0	0	0	0	0	16	14	2	0	0	1	0	0	17
15:30	10	0	0	0	0	0	0	10	13	4	0	0	0	0	0	17
15:45	14	2	1	0	0	0	0	17	14	1	0	0	0	0	0	15
Hour	52	7	1	0	0	0	0	60	57	8	1	0	1	0	1	68
16:00	16	4	0	0	0	0	3	23	14	2	0	0	0	0	0	16
16:15	8	1	0	0	0	0	0	9	12	1	0	0	0	0	0	13
16:30	20	0	0	0	0	0	0	20	8	0	1	0	0	0	0	9
16:45	17	1	0	0	1	0	0	19	12	4	0	0	0	0	0	16
Hour	61	6	0	0	1	0	3	71	46	7	1	0	0	0	0	54
17:00	12	4	0	0	0	0	0	16	34	3	0	0	0	0	0	37
17:15	16	3	0	0	0	0	0	19	22	2	0	0	0	0	0	24
17:30	19	3	0	0	0	0	0	22	19	2	0	0	0	0	0	21
17:45	20	2	0	0	0	0	0	22	14	0	0	0	0	0	3	17
Hour	67	12	0	0	0	0	0	79	89	7	0	0	0	0	3	99
18:00	15	2	0	0	0	0	1	18	22	2	0	0	1	0	3	28
18:15	20	3	0	0	0	0	0	23	22	0	0	0	0	0	0	22
18:30	28	1	0	0	0	0	0	29	17	0	0	0	0	0	0	17
18:45	16	0	0	0	0	0	0	16	16	3	0	0	0	0	0	19
Hour	79	6	0	0	0	0	1	86	77	5	0	0	1	0	3	86
Total	610	89	16	1	4	0	8	728	524	84	16	1	4	0	11	640

Site No. 10  
Location R106(N) / Station Road / R106(S)  
Date 13 April 2016

Time	A to C - R106(N) to R106(S)							Veh. Total	A to B - R106(N) to Station Road							Veh. Total
	CAR	LGV	OGV1	OGV2	PSV	M/C	P/C		CAR	LGV	OGV1	OGV2	PSV	M/C	P/C	
07:00	46	8	1	0	1	0	0	56	25	5	1	0	0	0	2	33
07:15	61	3	1	1	0	0	3	69	58	1	1	0	0	0	2	62
07:30	74	13	2	0	3	1	0	93	74	4	0	0	0	0	4	82
07:45	79	7	1	0	6	2	5	100	62	4	0	0	0	0	1	67
Hour	260	31	5	1	10	3	8	318	219	14	2	0	0	0	9	244
08:00	101	9	2	0	4	0	2	118	66	2	0	0	1	0	1	70
08:15	102	9	1	1	0	2	8	123	44	2	0	1	0	0	2	49
08:30	87	14	2	0	4	2	0	109	34	2	1	0	0	0	0	37
08:45	107	10	5	0	0	0	3	125	61	3	1	0	2	0	1	68
Hour	397	42	10	1	8	4	13	475	205	9	2	1	3	0	4	224
09:00	88	7	5	0	2	0	1	103	73	0	0	0	0	0	0	73
09:15	66	5	0	0	1	0	2	74	34	3	1	0	0	1	0	39
09:30	64	5	3	0	1	1	1	75	24	5	1	0	0	0	0	30
09:45	56	8	2	0	2	0	1	69	30	5	3	0	0	0	0	38
Hour	274	25	10	0	6	1	5	321	161	13	5	0	0	1	0	180
10:00	41	6	4	0	1	0	6	58	32	3	2	0	0	0	0	37
10:15	55	13	3	0	2	0	4	77	27	2	0	0	0	0	0	29
10:30	50	11	2	1	0	0	10	74	23	4	0	0	0	0	0	27
10:45	51	3	1	0	1	1	1	58	18	7	1	0	0	0	0	26
Hour	197	33	10	1	4	1	21	267	100	16	3	0	0	0	0	119
11:00	56	9	1	0	0	0	4	70	23	2	0	0	0	0	2	27
11:15	41	4	5	0	4	1	1	56	23	3	1	0	0	0	1	28
11:30	46	9	3	0	0	0	3	61	22	3	1	0	0	0	1	27
11:45	45	4	0	0	2	1	1	53	37	5	1	0	0	0	1	44
Hour	188	26	9	0	6	2	9	240	105	13	3	0	0	0	5	126
12:00	56	7	2	0	1	0	1	67	26	5	1	0	0	0	0	32
12:15	54	9	3	1	2	2	1	72	26	6	0	0	0	0	0	32
12:30	72	6	1	0	0	0	1	80	30	3	1	0	0	1	0	35
12:45	76	9	2	1	1	3	2	94	43	4	0	0	0	0	1	48
Hour	258	31	8	2	4	5	5	313	125	18	2	0	0	1	1	147
13:00	53	8	2	0	1	1	2	67	33	3	3	0	0	0	0	39
13:15	72	10	0	0	3	0	1	86	26	7	1	0	0	0	0	34
13:30	73	9	1	0	1	0	2	86	42	3	0	0	0	0	1	46
13:45	69	5	0	0	1	1	1	77	41	3	0	0	2	0	1	47
Hour	267	32	3	0	6	2	6	316	142	16	4	0	2	0	2	166
14:00	70	6	3	0	1	0	0	80	16	2	2	0	0	0	0	20
14:15	70	8	3	0	3	0	0	84	34	4	1	0	0	0	0	39
14:30	87	7	3	0	0	0	3	100	43	5	0	0	0	0	3	51
14:45	75	5	0	1	0	1	3	85	49	3	0	0	1	0	0	53
Hour	302	26	9	1	4	1	6	349	142	14	3	0	1	0	3	163
15:00	78	5	1	0	3	2	1	90	29	6	0	0	0	0	2	37
15:15	58	3	2	0	2	0	5	70	40	6	1	0	1	0	3	51
15:30	70	14	1	1	0	0	2	88	21	4	2	1	0	0	0	28
15:45	57	3	0	0	1	1	3	65	31	5	1	0	0	0	0	37
Hour	263	25	4	1	6	3	11	313	121	21	4	1	1	0	5	153
16:00	63	10	0	1	1	2	2	79	29	5	1	0	0	2	1	38
16:15	73	7	2	0	1	0	1	84	42	5	0	0	0	0	0	47
16:30	56	15	0	2	2	0	2	77	46	4	0	0	0	0	0	50
16:45	64	8	1	0	1	0	1	75	40	5	0	0	0	0	1	46
Hour	256	40	3	3	5	2	6	315	157	19	1	0	0	2	2	181
17:00	68	10	0	1	1	0	3	83	42	6	0	0	0	0	0	48
17:15	62	4	1	0	2	0	2	71	40	2	0	0	0	0	0	42
17:30	82	6	1	0	1	0	4	94	30	3	0	0	0	0	0	33
17:45	75	5	0	0	0	0	10	90	38	0	0	0	0	0	2	40
Hour	287	25	2	1	4	0	19	338	150	11	0	0	0	0	2	163
18:00	77	7	0	0	4	0	2	90	46	2	0	0	0	0	0	48
18:15	68	5	0	0	1	0	0	74	51	0	0	0	0	0	1	52
18:30	53	5	0	0	0	1	1	60	59	0	0	0	0	0	1	60
18:45	65	5	0	0	4	0	1	75	30	5	0	0	0	0	0	35
Hour	263	22	0	0	9	1	4	299	186	7	0	0	0	0	2	195
Total	3212	358	73	11	72	25	113	3864	1813	171	29	2	7	4	35	2061





Site No. 10  
 Location R106(N) / Station Road / R106(S)  
 Date 13 April 2016

Time	A to A - R106(N) to R106(N)							Veh. Total	B to A - Station Road to R106(N)							Veh. Total
	CAR	LGV	OGV1	OGV2	PSV	M/C	P/C		CAR	LGV	OGV1	OGV2	PSV	M/C	P/C	
07:00	0	1	0	0	0	0	0	1	12	4	0	0	0	0	1	17
07:15	0	0	0	0	0	0	0	0	18	9	0	0	0	0	0	27
07:30	0	0	0	0	0	0	0	0	25	8	1	2	0	0	0	36
07:45	1	0	0	0	0	0	0	1	34	3	1	0	0	0	0	38
Hour	1	1	0	0	0	0	0	2	89	24	2	2	0	0	1	118
08:00	0	0	0	0	0	0	0	0	39	2	2	0	1	0	0	44
08:15	0	0	0	0	0	0	0	0	49	6	1	0	0	0	1	57
08:30	0	0	0	0	0	0	0	0	89	2	1	0	2	0	0	94
08:45	0	0	0	0	0	0	0	0	62	3	3	0	0	0	0	68
Hour	0	0	0	0	0	0	0	0	239	13	7	0	3	0	1	263
09:00	0	0	0	0	0	0	0	0	39	5	6	1	0	0	1	52
09:15	2	0	0	0	0	0	0	2	45	4	3	1	0	0	1	54
09:30	0	0	0	0	0	0	0	0	41	7	2	0	0	0	1	51
09:45	0	0	0	0	0	0	0	0	44	8	1	0	0	0	0	53
Hour	2	0	0	0	0	0	0	2	169	24	12	2	0	0	3	210
10:00	0	0	0	0	0	0	0	0	30	5	0	0	0	0	1	36
10:15	1	0	0	0	0	0	0	1	28	5	1	0	0	0	0	34
10:30	0	0	0	0	0	0	0	0	24	4	0	0	0	0	0	28
10:45	0	0	0	0	0	0	0	0	23	2	0	0	0	0	0	25
Hour	1	0	0	0	0	0	0	1	105	16	1	0	0	0	1	123
11:00	0	0	0	0	0	0	1	1	30	4	1	0	0	0	0	35
11:15	0	0	0	0	0	0	0	0	31	4	0	0	0	0	0	35
11:30	0	0	0	0	0	0	0	0	29	3	3	0	0	0	2	37
11:45	1	0	0	0	0	0	0	1	30	3	0	0	0	0	0	33
Hour	1	0	0	0	0	0	1	2	120	14	4	0	0	0	2	140
12:00	0	0	0	0	0	0	0	0	41	4	0	0	0	0	0	45
12:15	0	0	0	0	0	0	0	0	50	3	0	0	0	1	0	54
12:30	0	0	0	0	0	0	0	0	47	3	2	0	0	0	1	53
12:45	0	0	0	0	0	0	0	0	38	4	0	0	0	0	0	42
Hour	0	0	0	0	0	0	0	0	176	14	2	0	0	1	1	194
13:00	0	0	0	0	0	0	0	0	46	5	1	0	1	0	0	53
13:15	0	1	0	0	0	0	0	1	83	7	0	0	0	1	0	91
13:30	0	0	0	0	0	0	0	0	36	2	1	0	0	0	0	39
13:45	0	0	0	0	0	0	0	0	47	6	1	1	1	0	0	56
Hour	0	1	0	0	0	0	0	1	212	20	3	1	2	1	0	239
14:00	2	0	0	0	0	0	0	2	49	5	2	0	1	0	1	58
14:15	0	0	0	0	0	0	0	0	60	2	1	0	0	1	1	65
14:30	0	0	0	0	0	0	0	0	38	4	2	0	0	0	0	44
14:45	0	0	0	0	0	0	0	0	48	5	0	0	0	0	0	53
Hour	2	0	0	0	0	0	0	2	195	16	5	0	1	1	2	220
15:00	0	0	0	0	0	0	0	0	55	3	0	0	0	0	1	59
15:15	1	0	0	0	0	0	0	1	44	6	2	0	1	0	2	55
15:30	0	0	0	0	0	0	0	0	39	2	1	0	0	0	1	43
15:45	1	0	0	0	0	0	0	1	44	3	1	0	0	0	0	48
Hour	2	0	0	0	0	0	0	2	182	14	4	0	1	0	4	205
16:00	0	0	0	0	0	0	0	0	49	8	0	0	1	0	0	58
16:15	0	0	0	0	0	0	0	0	44	5	0	0	0	0	0	49
16:30	1	0	0	0	0	0	0	1	64	4	0	0	0	0	0	68
16:45	0	0	0	0	0	0	0	0	58	6	0	0	1	0	1	66
Hour	1	0	0	0	0	0	0	1	215	23	0	0	2	0	1	241
17:00	1	0	0	0	0	0	0	1	60	5	0	0	0	0	1	66
17:15	0	0	0	0	0	0	0	0	83	4	0	0	0	0	1	88
17:30	1	0	0	0	0	0	0	1	77	4	0	0	0	0	0	81
17:45	1	0	0	0	0	0	0	1	80	2	0	0	0	1	4	87
Hour	3	0	0	0	0	0	0	3	300	15	0	0	0	1	6	322
18:00	0	0	0	0	0	0	0	0	91	4	1	0	0	0	2	98
18:15	0	0	0	0	0	0	0	0	104	3	1	0	1	0	3	112
18:30	0	0	0	0	0	0	0	0	74	3	0	0	0	0	1	78
18:45	0	0	0	0	0	0	0	0	85	2	1	0	0	0	1	89
Hour	0	0	0	0	0	0	0	0	354	12	3	0	1	0	7	377
Total	13	2	0	0	0	0	1	16	2356	205	43	5	10	4	29	2652

Site No. 10  
 Location R106(N) / Station Road / R106(S)  
 Date 13 April 2016

Time	B to C - Station Road to R106(S)							Veh. Total	B to B - Station Road to Station Road							Veh. Total
	CAR	LGV	OGV1	OGV2	PSV	M/C	P/C		CAR	LGV	OGV1	OGV2	PSV	M/C	P/C	
07:00	12	0	0	0	0	0	1	13	0	0	0	0	0	0	0	0
07:15	13	1	0	0	0	0	0	14	0	0	0	0	0	0	0	0
07:30	21	3	1	0	0	0	1	26	0	0	0	0	0	0	0	0
07:45	45	5	0	1	0	0	1	52	0	0	0	0	0	0	0	0
Hour	91	9	1	1	0	0	3	105	0	0	0	0	0	0	0	0
08:00	71	3	3	0	1	0	1	79	0	0	0	0	0	0	0	0
08:15	59	1	1	0	0	0	1	62	0	0	1	0	0	0	0	1
08:30	48	4	3	0	0	0	0	55	0	0	0	0	0	0	0	0
08:45	35	6	1	0	0	0	0	42	1	0	0	0	0	0	0	1
Hour	213	14	8	0	1	0	2	238	1	0	1	0	0	0	0	2
09:00	31	9	1	0	0	0	0	41	0	0	0	0	0	0	0	0
09:15	29	1	0	0	0	0	0	30	1	0	0	0	0	0	0	1
09:30	14	4	1	0	0	0	1	20	0	0	0	0	0	0	0	0
09:45	14	1	1	1	0	0	0	17	0	0	0	0	0	0	0	0
Hour	88	15	3	1	0	0	1	108	1	0	0	0	0	0	0	1
10:00	14	3	0	0	0	0	0	17	0	0	0	0	0	0	0	0
10:15	14	1	0	1	0	0	1	17	0	0	0	0	0	0	0	0
10:30	14	1	0	0	0	0	0	15	0	0	0	0	0	0	0	0
10:45	13	0	0	0	0	0	0	13	0	0	0	0	0	0	0	0
Hour	55	5	0	1	0	0	1	62	0	0	0	0	0	0	0	0
11:00	9	1	0	0	0	0	0	10	0	0	0	0	0	0	0	0
11:15	13	1	2	0	0	0	0	16	0	0	0	0	0	0	0	0
11:30	12	1	1	0	0	0	0	14	0	0	0	0	0	0	0	0
11:45	23	1	0	0	0	0	1	25	0	0	0	0	0	0	0	0
Hour	57	4	3	0	0	0	1	65	0	0	0	0	0	0	0	0
12:00	23	0	0	0	0	0	0	23	0	0	0	0	0	0	0	0
12:15	20	3	0	0	0	0	0	23	0	0	0	0	0	0	0	0
12:30	18	5	0	0	0	0	0	23	0	0	0	0	0	0	0	0
12:45	20	1	0	0	0	0	0	21	0	0	0	0	0	0	0	0
Hour	81	9	0	0	0	0	0	90	0	0	0	0	0	0	0	0
13:00	33	0	0	0	0	0	0	33	0	0	0	0	0	0	0	0
13:15	30	0	0	1	0	0	0	31	0	0	0	0	0	0	0	0
13:30	25	1	0	0	0	0	0	26	0	0	0	0	0	0	0	0
13:45	25	1	0	0	0	0	0	26	0	0	0	0	0	0	0	0
Hour	113	2	0	1	0	0	0	116	0	0	0	0	0	0	0	0
14:00	26	0	1	0	0	0	0	27	0	0	0	0	0	0	0	0
14:15	23	3	0	0	1	0	0	27	0	0	0	0	0	0	0	0
14:30	22	0	1	0	0	0	0	23	1	0	0	0	0	0	0	1
14:45	27	2	0	0	0	0	0	29	0	0	0	0	0	0	0	0
Hour	98	5	2	0	1	0	0	106	1	0	0	0	0	0	0	1
15:00	20	2	0	2	0	0	1	25	1	0	0	0	0	0	0	1
15:15	20	2	0	0	0	0	0	22	0	0	0	0	0	0	0	0
15:30	18	5	0	0	0	0	0	23	0	0	0	0	0	0	0	0
15:45	22	3	0	0	0	0	0	25	0	0	1	0	0	0	0	1
Hour	80	12	0	2	0	0	1	95	1	0	1	0	0	0	0	2
16:00	15	1	1	0	0	0	0	17	0	0	0	0	0	0	0	0
16:15	28	2	0	0	0	0	0	30	0	0	0	0	0	0	0	0
16:30	21	2	0	0	0	0	1	24	0	0	0	0	0	0	0	0
16:45	30	1	1	0	0	0	0	32	0	0	0	0	0	0	0	0
Hour	94	6	2	0	0	0	1	103	0	0	0	0	0	0	0	0
17:00	36	0	0	0	0	0	0	36	0	0	0	0	0	0	0	0
17:15	43	1	0	0	0	0	2	46	0	0	0	0	0	0	0	0
17:30	33	0	0	0	0	0	0	33	0	0	0	0	0	0	0	0
17:45	36	3	0	0	0	1	0	40	0	0	0	0	0	0	0	0
Hour	148	4	0	0	0	1	2	155	0	0	0	0	0	0	0	0
18:00	45	1	0	0	0	0	0	46	1	0	0	0	0	0	0	1
18:15	33	0	0	0	0	0	0	33	0	0	0	0	0	0	0	0
18:30	31	0	0	0	0	0	1	32	0	0	0	0	0	0	0	0
18:45	29	1	0	0	0	0	1	31	0	0	0	0	0	0	0	0
Hour	138	2	0	0	0	0	2	142	1	0	0	0	0	0	0	1
Total	1256	87	19	6	2	1	14	1385	5	0	2	0	0	0	0	7



Site No. 10  
 Location R106(N) / Station Road / R106(S)  
 Date 13 April 2016

Time	C to B - R106(S) to Station Road							Veh. Total	C to A - R106(S) to R106(N)							Veh. Total
	CAR	LGV	OGV1	OGV2	PSV	M/C	P/C		CAR	LGV	OGV1	OGV2	PSV	M/C	P/C	
07:00	3	1	0	0	0	0	0	4	11	4	0	0	2	0	0	17
07:15	5	1	0	0	0	0	0	6	19	6	0	0	2	0	0	27
07:30	17	3	0	0	0	0	0	20	28	6	0	1	2	0	2	39
07:45	14	2	0	0	0	0	0	16	20	3	0	0	4	0	0	27
Hour	39	7	0	0	0	0	0	46	78	19	0	1	10	0	2	110
08:00	16	2	0	0	0	0	0	18	38	7	1	1	0	0	0	47
08:15	28	3	0	1	0	0	0	32	51	10	1	0	2	0	0	64
08:30	29	1	0	0	0	0	0	30	64	3	4	0	4	0	0	75
08:45	25	2	2	0	0	0	0	29	47	4	1	0	1	0	0	53
Hour	98	8	2	1	0	0	0	109	200	24	7	1	7	0	0	239
09:00	24	1	1	0	0	0	0	26	43	8	3	0	1	0	3	58
09:15	15	2	0	0	0	0	0	17	45	6	3	0	2	0	1	57
09:30	12	0	0	0	0	0	1	13	28	7	2	0	0	0	1	38
09:45	17	2	0	0	0	0	0	19	45	7	2	0	2	0	2	58
Hour	68	5	1	0	0	0	1	75	161	28	10	0	5	0	7	211
10:00	13	4	0	0	0	0	0	17	41	7	0	0	0	0	2	50
10:15	11	1	0	0	0	0	0	12	43	3	0	1	1	0	0	48
10:30	18	1	1	0	0	0	0	20	36	9	2	0	1	0	1	49
10:45	12	1	0	0	1	0	0	14	41	8	3	0	1	0	4	57
Hour	54	7	1	0	1	0	0	63	161	27	5	1	3	0	7	204
11:00	21	4	0	0	0	0	0	25	32	8	2	0	0	1	4	47
11:15	13	4	0	0	0	0	1	18	50	12	1	0	1	0	2	66
11:30	13	2	0	0	0	0	0	15	34	4	3	1	1	0	4	47
11:45	17	2	1	0	0	0	0	20	61	10	1	0	1	0	0	73
Hour	64	12	1	0	0	0	1	78	177	34	7	1	3	1	10	233
12:00	13	3	1	0	0	1	0	18	49	13	0	0	1	0	7	70
12:15	15	1	0	0	0	0	1	17	53	6	1	0	2	0	7	69
12:30	13	2	0	0	0	0	0	15	51	9	2	1	1	0	0	64
12:45	15	1	0	0	0	0	1	17	65	6	0	0	2	0	0	73
Hour	56	7	1	0	0	1	2	67	218	34	3	1	6	0	14	276
13:00	24	3	0	0	0	0	0	27	61	12	2	0	1	0	1	77
13:15	14	2	0	0	0	0	0	16	64	5	1	0	2	1	2	75
13:30	18	3	1	0	0	1	0	23	62	6	1	0	1	4	1	75
13:45	20	1	0	0	0	0	0	21	62	3	2	0	2	1	1	71
Hour	76	9	1	0	0	1	0	87	249	26	6	0	6	6	5	298
14:00	15	2	1	1	0	0	0	19	58	4	4	0	2	0	1	69
14:15	22	3	0	0	0	0	0	25	63	6	2	1	1	0	2	75
14:30	11	1	0	0	0	0	0	12	70	6	3	0	0	0	1	80
14:45	15	5	0	0	0	0	0	20	57	5	2	0	2	0	2	68
Hour	63	11	1	1	0	0	0	76	248	21	11	1	5	0	6	292
15:00	24	5	0	0	0	0	0	29	58	9	0	0	1	1	3	72
15:15	18	3	1	0	0	0	0	22	74	6	2	1	1	2	2	88
15:30	25	2	1	0	0	0	0	28	71	9	2	1	4	1	0	88
15:45	23	2	1	0	0	0	0	26	59	6	3	0	4	0	1	73
Hour	90	12	3	0	0	0	0	105	262	30	7	2	10	4	6	321
16:00	22	5	0	0	0	0	0	27	84	7	2	1	1	1	3	99
16:15	25	1	0	0	0	0	0	26	59	11	0	1	1	0	3	75
16:30	27	3	1	1	0	0	0	32	73	10	1	0	2	0	2	88
16:45	20	4	0	0	0	0	0	24	70	9	0	1	1	0	2	83
Hour	94	13	1	1	0	0	0	109	286	37	3	3	5	1	10	345
17:00	21	6	0	0	0	0	2	29	74	9	0	0	0	1	3	87
17:15	30	1	0	0	0	0	0	31	78	8	0	0	0	0	1	87
17:30	26	0	2	0	0	0	1	29	93	5	0	0	2	2	2	104
17:45	16	2	0	0	0	0	1	19	63	6	1	0	3	1	1	75
Hour	93	9	2	0	0	0	4	108	308	28	1	0	5	4	7	353
18:00	26	3	0	0	0	0	1	30	64	2	0	0	0	0	4	70
18:15	28	0	0	0	0	0	1	29	80	10	0	0	1	1	8	100
18:30	23	3	0	0	0	0	0	26	82	4	1	0	1	1	11	100
18:45	15	0	0	0	0	0	0	15	58	2	0	0	2	0	5	67
Hour	92	6	0	0	0	0	2	100	284	18	1	0	4	2	28	337
Total	887	106	14	3	1	2	10	1023	2632	326	61	11	69	18	102	3219

Site No. 10  
 Location R106(N) / Station Road / R106(S)  
 Date 13 April 2016

Time	C to C - R106(S) to R106(S)							Veh. Total
	CAR	LGV	OGV1	OGV2	PSV	M/C	P/C	
07:00	0	0	0	0	0	0	0	0
07:15	0	0	0	0	0	0	0	0
07:30	0	0	0	0	0	0	0	0
07:45	0	0	0	0	0	0	0	0
Hour	0	0	0	0	0	0	0	0
08:00	0	0	0	0	0	0	0	0
08:15	0	0	0	0	0	0	0	0
08:30	0	0	0	0	0	0	0	0
08:45	0	0	0	0	0	0	0	0
Hour	0	0	0	0	0	0	0	0
09:00	0	0	0	0	0	0	0	0
09:15	0	0	0	0	0	0	0	0
09:30	0	0	0	0	0	0	0	0
09:45	0	0	0	0	0	0	0	0
Hour	0	0	0	0	0	0	0	0
10:00	0	1	0	0	0	0	0	1
10:15	0	0	0	0	0	0	0	0
10:30	0	0	0	0	0	0	0	0
10:45	0	1	0	0	0	0	0	1
Hour	0	2	0	0	0	0	0	2
11:00	0	0	0	0	0	0	0	0
11:15	0	0	0	0	0	0	0	0
11:30	0	0	0	0	0	0	0	0
11:45	0	0	0	0	0	0	0	0
Hour	0	0	0	0	0	0	0	0
12:00	0	0	0	0	0	0	0	0
12:15	0	0	0	0	0	0	0	0
12:30	0	0	0	0	0	0	0	0
12:45	1	0	0	0	0	0	0	1
Hour	1	0	0	0	0	0	0	1
13:00	0	0	0	0	0	0	0	0
13:15	0	0	0	0	0	0	0	0
13:30	1	0	0	0	0	0	0	1
13:45	1	0	0	0	0	0	0	1
Hour	2	0	0	0	0	0	0	2
14:00	0	0	0	0	0	0	0	0
14:15	0	0	0	0	0	0	0	0
14:30	0	0	0	0	0	0	0	0
14:45	0	0	0	0	0	0	0	0
Hour	0	0	0	0	0	0	0	0
15:00	0	1	0	0	0	0	0	1
15:15	0	0	0	0	0	0	0	0
15:30	0	0	0	0	0	0	0	0
15:45	0	0	0	0	0	0	0	0
Hour	0	1	0	0	0	0	0	1
16:00	0	0	0	0	0	0	0	0
16:15	0	0	0	0	0	0	0	0
16:30	0	0	0	0	0	0	0	0
16:45	0	0	0	0	0	0	0	0
Hour	0	0	0	0	0	0	0	0
17:00	0	0	0	0	0	0	0	0
17:15	0	0	0	0	0	0	0	0
17:30	0	0	0	0	0	0	0	0
17:45	0	0	0	0	0	0	0	0
Hour	0	0	0	0	0	0	0	0
18:00	0	0	0	0	0	0	0	0
18:15	0	0	0	0	0	0	0	0
18:30	0	0	0	0	0	0	0	0
18:45	0	0	0	0	0	0	0	0
Hour	0	0	0	0	0	0	0	0
<b>Total</b>	<b>3</b>	<b>3</b>	<b>0</b>	<b>0</b>	<b>0</b>	<b>0</b>	<b>0</b>	<b>6</b>



Site No. 10  
 Location R106(N) / Station Road / R106(S)  
 Date 13 April 2016

Time	To Arm A - R106(N)							Veh. Total	From Arm A - R106(N)							Veh. Total
	CAR	LGV	OGV1	OGV2	PSV	M/C	P/C		CAR	LGV	OGV1	OGV2	PSV	M/C	P/C	
07:00	23	9	0	0	2	0	1	35	71	14	2	0	1	0	2	90
07:15	37	15	0	0	2	0	0	54	119	4	2	1	0	0	5	131
07:30	53	14	1	3	2	0	2	75	148	17	2	0	3	1	4	175
07:45	55	6	1	0	4	0	0	66	142	11	1	0	6	2	6	168
Hour	168	44	2	3	10	0	3	230	480	46	7	1	10	3	17	564
08:00	77	9	3	1	1	0	0	91	167	11	2	0	5	0	3	188
08:15	100	16	2	0	2	0	1	121	146	11	1	2	0	2	10	172
08:30	153	5	5	0	6	0	0	169	121	16	3	0	4	2	0	146
08:45	109	7	4	0	1	0	0	121	168	13	6	0	2	0	4	193
Hour	439	37	14	1	10	0	1	502	602	51	12	2	11	4	17	699
09:00	82	13	9	1	1	0	4	110	161	7	5	0	2	0	1	176
09:15	92	10	6	1	2	0	2	113	102	8	1	0	1	1	2	115
09:30	69	14	4	0	0	0	2	89	88	10	4	0	1	1	1	105
09:45	89	15	3	0	2	0	2	111	86	13	5	0	2	0	1	107
Hour	332	52	22	2	5	0	10	423	437	38	15	0	6	2	5	503
10:00	71	12	0	0	0	0	3	86	73	9	6	0	1	0	6	95
10:15	72	8	1	1	1	0	0	83	83	15	3	0	2	0	4	107
10:30	60	13	2	0	1	0	1	77	73	15	2	1	0	0	10	101
10:45	64	10	3	0	1	0	4	82	69	10	2	0	1	1	1	84
Hour	267	43	6	1	3	0	8	328	298	49	13	1	4	1	21	387
11:00	62	12	3	0	0	1	5	83	79	11	1	0	0	0	7	98
11:15	81	16	1	0	1	0	2	101	64	7	6	0	4	1	2	84
11:30	63	7	6	1	1	0	6	84	68	12	4	0	0	0	4	88
11:45	92	13	1	0	1	0	0	107	83	9	1	0	2	1	2	98
Hour	298	48	11	1	3	1	13	375	294	39	12	0	6	2	15	368
12:00	90	17	0	0	1	0	7	115	82	12	3	0	1	0	1	99
12:15	103	9	1	0	2	1	7	123	80	15	3	1	2	2	1	104
12:30	98	12	4	1	1	0	1	117	102	9	2	0	0	1	1	115
12:45	103	10	0	0	2	0	0	115	119	13	2	1	1	3	3	142
Hour	394	48	5	1	6	1	15	470	383	49	10	2	4	6	6	460
13:00	107	17	3	0	2	0	1	130	86	11	5	0	1	1	2	106
13:15	147	13	1	0	2	2	2	167	98	18	1	0	3	0	1	121
13:30	98	8	2	0	1	4	1	114	115	12	1	0	1	0	3	132
13:45	109	9	3	1	3	1	1	127	110	8	0	0	3	1	2	124
Hour	461	47	9	1	8	7	5	538	409	49	7	0	8	2	8	483
14:00	109	9	6	0	3	0	2	129	88	8	5	0	1	0	0	102
14:15	123	8	3	1	1	1	3	140	104	12	4	0	3	0	0	123
14:30	108	10	5	0	0	0	1	124	130	12	3	0	0	0	6	151
14:45	105	10	2	0	2	0	2	121	124	8	0	1	1	1	3	138
Hour	445	37	16	1	6	1	8	514	446	40	12	1	5	1	9	514
15:00	113	12	0	0	1	1	4	131	107	11	1	0	3	2	3	127
15:15	119	12	4	1	2	2	4	144	99	9	3	0	3	0	8	122
15:30	110	11	3	1	4	1	1	131	91	18	3	2	0	0	2	116
15:45	104	9	4	0	4	0	1	122	89	8	1	0	1	1	3	103
Hour	446	44	11	2	11	4	10	528	386	46	8	2	7	3	16	468
16:00	133	15	2	1	2	1	3	157	92	15	1	1	1	4	3	117
16:15	103	16	0	1	1	0	3	124	115	12	2	0	1	0	1	131
16:30	138	14	1	0	2	0	2	157	103	19	0	2	2	0	2	128
16:45	128	15	0	1	2	0	3	149	104	13	1	0	1	0	2	121
Hour	502	60	3	3	7	1	11	587	414	59	4	3	5	4	8	497
17:00	135	14	0	0	0	1	4	154	111	16	0	1	1	0	3	132
17:15	161	12	0	0	0	0	2	175	102	6	1	0	2	0	2	113
17:30	171	9	0	0	2	2	2	186	113	9	1	0	1	0	4	128
17:45	144	8	1	0	3	2	5	163	114	5	0	0	0	0	12	131
Hour	611	43	1	0	5	5	13	678	440	36	2	1	4	0	21	504
18:00	155	6	1	0	0	0	6	168	123	9	0	0	4	0	2	138
18:15	184	13	1	0	2	1	11	212	119	5	0	0	1	0	1	126
18:30	156	7	1	0	1	1	12	178	112	5	0	0	0	1	2	120
18:45	143	4	1	0	2	0	6	156	95	10	0	0	4	0	1	110
Hour	638	30	4	0	5	2	35	714	449	29	0	0	9	1	6	494
Total	5001	533	104	16	79	22	132	5887	5038	531	102	13	79	29	149	5941



Site No. 10  
 Location R106(N) / Station Road / R106(S)  
 Date 13 April 2016

Time	To Arm B - Station Road							Veh. Total	From Arm B - Station Road							Veh. Total
	CAR	LGV	OGV1	OGV2	PSV	M/C	P/C		CAR	LGV	OGV1	OGV2	PSV	M/C	P/C	
07:00	28	6	1	0	0	0	2	37	24	4	0	0	0	0	2	30
07:15	63	2	1	0	0	0	2	68	31	10	0	0	0	0	0	41
07:30	91	7	0	0	0	0	4	102	46	11	2	2	0	0	1	62
07:45	76	6	0	0	0	0	1	83	79	8	1	1	0	0	1	90
Hour	258	21	2	0	0	0	9	290	180	33	3	3	0	0	4	223
08:00	82	4	0	0	1	0	1	88	110	5	5	0	2	0	1	123
08:15	72	5	1	2	0	0	2	82	108	7	3	0	0	0	2	120
08:30	63	3	1	0	0	0	0	67	137	6	4	0	2	0	0	149
08:45	87	5	3	0	2	0	1	98	98	9	4	0	0	0	0	111
Hour	304	17	5	2	3	0	4	335	453	27	16	0	4	0	3	503
09:00	97	1	1	0	0	0	0	99	70	14	7	1	0	0	1	93
09:15	50	5	1	0	0	1	0	57	75	5	3	1	0	0	1	85
09:30	36	5	1	0	0	0	1	43	55	11	3	0	0	0	2	71
09:45	47	7	3	0	0	0	0	57	58	9	2	1	0	0	0	70
Hour	230	18	6	0	0	1	1	256	258	39	15	3	0	0	4	319
10:00	45	7	2	0	0	0	0	54	44	8	0	0	0	0	1	53
10:15	38	3	0	0	0	0	0	41	42	6	1	1	0	0	1	51
10:30	41	5	1	0	0	0	0	47	38	5	0	0	0	0	0	43
10:45	30	8	1	0	1	0	0	40	36	2	0	0	0	0	0	38
Hour	154	23	4	0	1	0	0	182	160	21	1	1	0	0	2	185
11:00	44	6	0	0	0	0	2	52	39	5	1	0	0	0	0	45
11:15	36	7	1	0	0	0	2	46	44	5	2	0	0	0	0	51
11:30	35	5	1	0	0	0	1	42	41	4	4	0	0	0	2	51
11:45	54	7	2	0	0	0	1	64	53	4	0	0	0	0	1	58
Hour	169	25	4	0	0	0	6	204	177	18	7	0	0	0	3	205
12:00	39	8	2	0	0	1	0	50	64	4	0	0	0	0	0	68
12:15	41	7	0	0	0	0	1	49	70	6	0	0	0	1	0	77
12:30	43	5	1	0	0	1	0	50	65	8	2	0	0	0	1	76
12:45	58	5	0	0	0	0	2	65	58	5	0	0	0	0	0	63
Hour	181	25	3	0	0	2	3	214	257	23	2	0	0	1	1	284
13:00	57	6	3	0	0	0	0	66	79	5	1	0	1	0	0	86
13:15	40	9	1	0	0	0	0	50	113	7	0	1	0	1	0	122
13:30	60	6	1	0	0	1	1	69	61	3	1	0	0	0	0	65
13:45	61	4	0	0	2	0	1	68	72	7	1	1	1	0	0	82
Hour	218	25	5	0	2	1	2	253	325	22	3	2	2	1	0	355
14:00	31	4	3	1	0	0	0	39	75	5	3	0	1	0	1	85
14:15	56	7	1	0	0	0	0	64	83	5	1	0	1	1	1	92
14:30	55	6	0	0	0	0	3	64	61	4	3	0	0	0	0	68
14:45	64	8	0	0	1	0	0	73	75	7	0	0	0	0	0	82
Hour	206	25	4	1	1	0	3	240	294	21	7	0	2	1	2	327
15:00	54	11	0	0	0	0	2	67	76	5	0	2	0	0	2	85
15:15	58	9	2	0	1	0	3	73	64	8	2	0	1	0	2	77
15:30	46	6	3	1	0	0	0	56	57	7	1	0	0	0	1	66
15:45	54	7	3	0	0	0	0	64	66	6	2	0	0	0	0	74
Hour	212	33	8	1	1	0	5	260	263	26	5	2	1	0	5	302
16:00	51	10	1	0	0	2	1	65	64	9	1	0	1	0	0	75
16:15	67	6	0	0	0	0	0	73	72	7	0	0	0	0	0	79
16:30	73	7	1	1	0	0	0	82	85	6	0	0	0	0	1	92
16:45	60	9	0	0	0	0	1	70	88	7	1	0	1	0	1	98
Hour	251	32	2	1	0	2	2	290	309	29	2	0	2	0	2	344
17:00	63	12	0	0	0	0	2	77	96	5	0	0	0	0	1	102
17:15	70	3	0	0	0	0	0	73	126	5	0	0	0	0	3	134
17:30	56	3	2	0	0	0	1	62	110	4	0	0	0	0	0	114
17:45	54	2	0	0	0	0	3	59	116	5	0	0	0	2	4	127
Hour	243	20	2	0	0	0	6	271	448	19	0	0	0	2	8	477
18:00	73	5	0	0	0	0	1	79	137	5	1	0	0	0	2	145
18:15	79	0	0	0	0	0	2	81	137	3	1	0	1	0	3	145
18:30	82	3	0	0	0	0	1	86	105	3	0	0	0	0	2	110
18:45	45	5	0	0	0	0	0	50	114	3	1	0	0	0	2	120
Hour	279	13	0	0	0	0	4	296	493	14	3	0	1	0	9	520
Total	2705	277	45	5	8	6	45	3091	3617	292	64	11	12	5	43	4044

Site No. 10  
Location R106(N) / Station Road / R106(S)  
Date 13 April 2016

Time	To Arm C - R106(S)							Veh. Total	From Arm C - R106(S)							Veh. Total
	CAR	LGV	OGV1	OGV2	PSV	M/C	P/C		CAR	LGV	OGV1	OGV2	PSV	M/C	P/C	
07:00	58	8	1	0	1	0	1	69	14	5	0	0	2	0	0	21
07:15	74	4	1	1	0	0	3	83	24	7	0	0	2	0	0	33
07:30	95	16	3	0	3	1	1	119	45	9	0	1	2	0	2	59
07:45	124	12	1	1	6	2	6	152	34	5	0	0	4	0	0	43
Hour	351	40	6	2	10	3	11	423	117	26	0	1	10	0	2	156
08:00	172	12	5	0	5	0	3	197	54	9	1	1	0	0	0	65
08:15	161	10	2	1	0	2	9	185	79	13	1	1	2	0	0	96
08:30	135	18	5	0	4	2	0	164	93	4	4	0	4	0	0	105
08:45	142	16	6	0	0	0	3	167	72	6	3	0	1	0	0	82
Hour	610	56	18	1	9	4	15	713	298	32	9	2	7	0	0	348
09:00	119	16	6	0	2	0	1	144	67	9	4	0	1	0	3	84
09:15	95	6	0	0	1	0	2	104	60	8	3	0	2	0	1	74
09:30	78	9	4	0	1	1	2	95	40	7	2	0	0	0	2	51
09:45	70	9	3	1	2	0	1	86	62	9	2	0	2	0	2	77
Hour	362	40	13	1	6	1	6	429	229	33	11	0	5	0	8	286
10:00	55	10	4	0	1	0	6	76	54	12	0	0	0	0	2	68
10:15	69	14	3	1	2	0	5	94	54	4	0	1	1	0	0	60
10:30	64	12	2	1	0	0	10	89	54	10	3	0	1	0	1	69
10:45	64	4	1	0	1	1	1	72	53	10	3	0	2	0	4	72
Hour	252	40	10	2	4	1	22	331	215	36	6	1	4	0	7	269
11:00	65	10	1	0	0	0	4	80	53	12	2	0	0	1	4	72
11:15	54	5	7	0	4	1	1	72	63	16	1	0	1	0	3	84
11:30	58	10	4	0	0	0	3	75	47	6	3	1	1	0	4	62
11:45	68	5	0	0	2	1	2	78	78	12	2	0	1	0	0	93
Hour	245	30	12	0	6	2	10	305	241	46	8	1	3	1	11	311
12:00	79	7	2	0	1	0	1	90	62	16	1	0	1	1	7	88
12:15	74	12	3	1	2	2	1	95	68	7	1	0	2	0	8	86
12:30	90	11	1	0	0	0	1	103	64	11	2	1	1	0	0	79
12:45	97	10	2	1	1	3	2	116	81	7	0	0	2	0	1	91
Hour	340	40	8	2	4	5	5	404	275	41	4	1	6	1	16	344
13:00	86	8	2	0	1	1	2	100	85	15	2	0	1	0	1	104
13:15	102	10	0	1	3	0	1	117	78	7	1	0	2	1	2	91
13:30	99	10	1	0	1	0	2	113	81	9	2	0	1	5	1	99
13:45	95	6	0	0	1	1	1	104	83	4	2	0	2	1	1	93
Hour	382	34	3	1	6	2	6	434	327	35	7	0	6	7	5	387
14:00	96	6	4	0	1	0	0	107	73	6	5	1	2	0	1	88
14:15	93	11	3	0	4	0	0	111	85	9	2	1	1	0	2	100
14:30	109	7	4	0	0	0	3	123	81	7	3	0	0	0	1	92
14:45	102	7	0	1	0	1	3	114	72	10	2	0	2	0	2	88
Hour	400	31	11	1	5	1	6	455	311	32	12	2	5	0	6	368
15:00	98	8	1	2	3	2	2	116	82	15	0	0	1	1	3	102
15:15	78	5	2	0	2	0	5	92	92	9	3	1	1	2	2	110
15:30	88	19	1	1	0	0	2	111	96	11	3	1	4	1	0	116
15:45	79	6	0	0	1	1	3	90	82	8	4	0	4	0	1	99
Hour	343	38	4	3	6	3	12	409	352	43	10	2	10	4	6	427
16:00	78	11	1	1	1	2	2	96	106	12	2	1	1	1	3	126
16:15	101	9	2	0	1	0	1	114	84	12	0	1	1	0	3	101
16:30	77	17	0	2	2	0	3	101	100	13	2	1	2	0	2	120
16:45	94	9	2	0	1	0	1	107	90	13	0	1	1	0	2	107
Hour	350	46	5	3	5	2	7	418	380	50	4	4	5	1	10	454
17:00	104	10	0	1	1	0	3	119	95	15	0	0	0	1	5	116
17:15	105	5	1	0	2	0	4	117	108	9	0	0	0	0	1	118
17:30	115	6	1	0	1	0	4	127	119	5	2	0	2	2	3	133
17:45	111	8	0	0	0	1	10	130	79	8	1	0	3	1	2	94
Hour	435	29	2	1	4	1	21	493	401	37	3	0	5	4	11	461
18:00	122	8	0	0	4	0	2	136	90	5	0	0	0	0	5	100
18:15	101	5	0	0	1	0	0	107	108	10	0	0	1	1	9	129
18:30	84	5	0	0	0	1	2	92	105	7	1	0	1	1	11	126
18:45	94	6	0	0	4	0	2	106	73	2	0	0	2	0	5	82
Hour	401	24	0	0	9	1	6	441	376	24	1	0	4	2	30	437
Total	4471	448	92	17	74	26	127	5255	3522	435	75	14	70	20	112	4248

Site No. 11  
 Location Snugborough Road(N) / Snugborough Road(S) / Aquatic Centre  
 Date 13 April 2016

Time	A to C - Snugborough Road(N) to Aquatic Centre							Veh. Total	A to B - Snugborough Road(N) to Snugborough Road(S)							Veh. Total
	CAR	LGV	OGV1	OGV2	PSV	M/C	P/C		CAR	LGV	OGV1	OGV2	PSV	M/C	P/C	
07:00	3	1	0	0	0	0	0	4	51	9	8	11	2	0	0	81
07:15	7	0	1	0	0	0	0	8	47	10	13	12	1	1	1	85
07:30	7	1	0	1	0	0	0	9	61	13	14	18	1	0	0	107
07:45	13	1	0	2	0	0	0	16	64	16	11	13	1	0	2	107
Hour	30	3	1	3	0	0	0	37	223	48	46	54	5	1	3	380
08:00	7	2	0	0	0	0	0	9	67	14	11	8	0	2	0	102
08:15	12	2	0	1	0	0	0	15	82	22	14	11	1	0	0	130
08:30	12	0	0	0	0	0	0	12	74	18	10	20	2	0	1	125
08:45	22	2	0	0	0	0	0	24	66	26	9	10	1	0	0	112
Hour	53	6	0	1	0	0	0	60	289	80	44	49	4	2	1	469
09:00	14	0	0	0	0	1	0	15	68	23	10	7	3	0	1	112
09:15	5	1	0	0	0	0	0	6	76	24	10	10	1	1	1	123
09:30	6	3	1	0	0	0	0	10	70	27	13	10	2	1	0	123
09:45	11	0	0	0	1	0	0	12	77	23	10	13	0	1	0	124
Hour	36	4	1	0	1	1	0	43	291	97	43	40	6	3	2	482
10:00	4	6	0	0	0	0	0	10	60	20	8	8	0	0	1	97
10:15	5	2	0	0	0	0	0	7	60	29	9	11	2	2	1	114
10:30	9	1	0	0	0	0	0	10	67	26	8	13	0	0	0	114
10:45	6	0	0	0	0	0	0	6	65	25	9	14	1	0	0	114
Hour	24	9	0	0	0	0	0	33	252	100	34	46	3	2	2	439
11:00	9	0	0	0	0	0	0	9	55	24	9	8	2	0	1	99
11:15	3	1	0	0	0	0	0	4	75	26	9	9	0	1	0	120
11:30	1	1	0	0	0	0	0	2	79	31	8	12	3	0	1	134
11:45	7	2	1	0	0	0	0	10	92	23	12	10	1	0	2	140
Hour	20	4	1	0	0	0	0	25	301	104	38	39	6	1	4	493
12:00	9	1	0	0	0	0	1	11	96	31	7	11	1	2	0	148
12:15	9	1	0	0	0	0	0	10	87	20	15	9	0	0	0	131
12:30	11	0	0	0	0	0	0	11	73	27	16	10	1	1	0	128
12:45	8	1	0	0	0	0	0	9	91	26	8	11	0	0	0	136
Hour	37	3	0	0	0	0	1	41	347	104	46	41	2	3	0	543
13:00	11	2	0	0	0	0	0	13	93	20	9	12	2	1	3	140
13:15	13	4	0	1	0	0	0	18	96	19	9	9	0	0	0	133
13:30	5	0	1	0	0	0	0	6	92	23	6	8	1	1	1	132
13:45	8	1	0	0	0	0	0	9	93	15	6	11	1	0	3	129
Hour	37	7	1	1	0	0	0	46	374	77	30	40	4	2	7	534
14:00	4	0	0	0	0	0	0	4	94	28	10	5	2	0	0	139
14:15	6	0	0	0	0	0	0	6	86	23	15	12	1	0	2	139
14:30	11	2	1	0	0	0	0	14	82	22	12	7	0	0	5	128
14:45	7	2	0	0	0	0	0	9	89	17	7	8	1	0	3	125
Hour	28	4	1	0	0	0	0	33	351	90	44	32	4	0	10	531
15:00	10	0	0	1	0	0	0	11	103	18	13	5	1	3	0	143
15:15	9	1	0	0	0	0	0	10	75	21	5	3	3	0	1	108
15:30	20	2	0	0	0	0	0	22	125	23	10	8	0	0	7	173
15:45	20	1	0	0	0	0	0	21	99	29	6	11	2	0	6	153
Hour	59	4	0	1	0	0	0	64	402	91	34	27	6	3	14	577
16:00	7	1	0	0	0	0	1	9	169	31	8	12	0	1	4	225
16:15	9	2	0	0	0	0	0	11	165	23	11	8	1	1	5	214
16:30	6	0	0	0	0	0	0	6	172	24	3	5	4	3	10	221
16:45	16	2	0	0	0	0	0	18	146	15	2	3	3	2	8	179
Hour	38	5	0	0	0	0	1	44	652	93	24	28	8	7	27	839
17:00	15	0	0	0	0	0	0	15	156	24	2	3	2	2	7	196
17:15	19	0	0	0	0	1	0	20	173	22	2	4	2	3	9	215
17:30	23	0	0	0	0	0	0	23	170	16	5	2	2	2	10	207
17:45	24	1	0	0	0	0	0	25	175	12	2	2	4	6	10	211
Hour	81	1	0	0	0	1	0	83	674	74	11	11	10	13	36	829
18:00	13	1	0	0	0	0	0	14	139	17	4	1	2	2	7	172
18:15	13	0	0	0	0	0	0	13	170	13	0	7	3	3	11	207
18:30	6	1	0	0	0	0	0	7	149	8	0	5	1	3	4	170
18:45	17	3	0	0	0	0	0	20	108	7	3	2	2	0	4	126
Hour	49	5	0	0	0	0	0	54	566	45	7	15	8	8	26	675
Total	492	55	5	6	1	2	2	563	4722	1003	401	422	66	45	132	6791



Site No. 11  
 Location Snugborough Road(N) / Snugborough Road(S) / Aquatic Centre  
 Date 13 April 2016

Time	B to A - Snugborough Road(S) to Snugborough Road(N)							Veh. Total	B to C - Snugborough Road(S) to Aquatic Centre							Veh. Total
	CAR	LGV	OGV1	OGV2	PSV	M/C	P/C		CAR	LGV	OGV1	OGV2	PSV	M/C	P/C	
07:00	125	13	5	4	2	1	9	159	6	0	0	0	0	0	0	6
07:15	140	35	8	8	3	1	15	210	22	0	1	0	0	1	0	24
07:30	152	19	7	4	4	0	14	200	17	1	0	0	0	0	1	19
07:45	199	16	9	6	0	5	16	251	12	1	0	0	0	0	0	13
Hour	616	83	29	22	9	7	54	820	57	2	1	0	0	1	1	62
08:00	199	22	10	2	4	2	7	246	15	0	1	0	0	0	0	16
08:15	192	20	4	10	1	3	10	240	14	4	0	0	0	0	0	18
08:30	183	20	2	3	3	2	9	222	19	0	1	0	0	0	0	20
08:45	179	10	10	1	1	2	8	211	21	3	0	0	0	0	0	24
Hour	753	72	26	16	9	9	34	919	69	7	2	0	0	0	0	78
09:00	164	22	9	4	4	2	9	214	26	1	0	0	0	0	0	27
09:15	114	19	4	14	1	1	4	157	19	0	0	0	0	0	1	20
09:30	110	19	7	8	0	2	2	148	19	1	0	0	0	0	3	23
09:45	73	23	14	4	1	0	1	116	34	1	0	0	0	0	2	37
Hour	461	83	34	30	6	5	16	635	98	3	0	0	0	0	6	107
10:00	60	13	3	8	1	1	3	89	24	3	0	0	0	0	0	27
10:15	62	24	13	7	0	0	3	109	15	1	1	0	0	0	0	17
10:30	60	17	18	9	1	0	5	110	23	1	1	0	0	0	0	25
10:45	48	21	7	8	1	1	0	86	14	0	1	0	0	0	0	15
Hour	230	75	41	32	3	2	11	394	76	5	3	0	0	0	0	84
11:00	63	21	8	9	1	1	0	103	18	2	0	0	0	0	0	20
11:15	57	21	10	9	1	1	1	100	17	2	0	0	0	0	0	19
11:30	38	20	10	9	1	1	2	81	16	1	0	0	0	0	0	17
11:45	51	24	11	4	1	1	0	92	13	1	0	0	0	0	0	14
Hour	209	86	39	31	4	4	3	376	64	6	0	0	0	0	0	70
12:00	50	25	8	9	1	0	0	93	14	0	0	0	0	0	0	14
12:15	70	21	8	11	0	1	3	114	7	2	0	0	0	0	0	9
12:30	64	15	7	9	1	1	1	98	6	1	1	0	0	0	0	8
12:45	68	20	7	11	1	1	1	109	15	0	0	0	0	0	0	15
Hour	252	81	30	40	3	3	5	414	42	3	1	0	0	0	0	46
13:00	83	16	6	7	2	1	2	117	10	2	0	0	0	0	0	12
13:15	77	15	11	11	0	0	0	114	10	2	0	0	0	0	0	12
13:30	82	23	11	6	1	0	0	123	12	0	0	1	0	0	2	15
13:45	86	12	10	3	1	0	0	112	21	2	0	0	0	0	0	23
Hour	328	66	38	27	4	1	2	466	53	6	0	1	0	0	2	62
14:00	73	24	14	5	1	0	1	118	12	3	0	0	0	0	1	16
14:15	56	17	15	9	0	0	1	98	9	4	1	0	0	0	0	14
14:30	49	15	9	7	1	0	1	82	18	2	0	0	0	0	0	20
14:45	52	16	13	4	1	1	0	87	32	2	0	0	0	0	0	34
Hour	230	72	51	25	3	1	3	385	71	11	1	0	0	0	1	84
15:00	58	12	9	9	1	0	0	89	20	2	0	0	0	0	0	22
15:15	63	21	11	6	1	1	1	104	26	1	0	0	0	0	0	27
15:30	59	12	12	4	1	1	2	91	30	2	0	0	0	0	1	33
15:45	57	14	9	8	2	0	2	92	31	1	0	0	0	0	0	32
Hour	237	59	41	27	5	2	5	376	107	6	0	0	0	0	1	114
16:00	48	17	9	9	0	0	0	83	15	4	0	0	0	0	0	19
16:15	50	14	9	1	2	0	4	80	29	0	0	0	0	0	1	30
16:30	49	15	7	1	0	2	3	77	16	0	0	0	0	0	0	16
16:45	51	9	8	2	1	2	4	77	29	0	0	0	0	0	0	29
Hour	198	55	33	13	3	4	11	317	89	4	0	0	0	0	1	94
17:00	51	5	7	4	1	0	0	68	29	1	0	0	0	0	0	30
17:15	62	13	4	5	0	0	0	84	20	0	0	0	0	0	0	20
17:30	46	3	9	5	1	0	1	65	11	1	0	0	0	0	1	13
17:45	51	6	6	11	1	0	4	79	34	3	0	0	0	0	0	37
Hour	210	27	26	25	3	0	5	296	94	5	0	0	0	0	1	100
18:00	58	7	3	5	1	0	3	77	26	1	1	0	0	0	1	29
18:15	48	2	4	3	1	0	0	58	12	0	0	0	0	0	1	13
18:30	39	4	7	10	0	0	0	60	31	0	0	0	0	0	0	31
18:45	51	7	1	3	1	1	0	64	35	2	0	0	0	0	0	37
Hour	196	20	15	21	3	1	3	259	104	3	1	0	0	0	2	110
Total	3920	779	403	309	55	39	152	5657	924	61	9	1	0	1	15	1011

Site No. 11  
 Location Snugborough Road(N) / Snugborough Road(S) / Aquatic Centre  
 Date 13 April 2016

Time	C to B - Aquatic Centre to Snugborough Road(S)							Veh. Total	C to A - Aquatic Centre to Snugborough Road(N)							Veh. Total
	CAR	LGV	OGV1	OGV2	PSV	M/C	P/C		CAR	LGV	OGV1	OGV2	PSV	M/C	P/C	
07:00	5	2	0	0	0	0	1	8	3	0	0	0	0	0	0	3
07:15	12	2	0	0	0	1	0	15	5	1	1	0	0	0	0	7
07:30	15	0	1	0	0	0	2	18	9	1	0	0	0	0	1	11
07:45	10	0	0	0	0	0	0	10	5	1	0	0	0	0	0	6
Hour	42	4	1	0	0	1	3	51	22	3	1	0	0	0	1	27
08:00	8	2	0	0	0	0	0	10	8	0	1	1	0	0	0	10
08:15	6	2	0	0	0	0	0	8	7	2	0	0	0	0	0	9
08:30	6	0	0	0	0	0	0	6	7	0	0	0	0	0	0	7
08:45	11	1	0	1	0	0	1	14	10	1	0	0	0	0	0	11
Hour	31	5	0	1	0	0	1	38	32	3	1	1	0	0	0	37
09:00	8	0	1	0	0	0	0	9	3	2	0	0	0	0	0	5
09:15	2	1	0	0	0	0	0	3	5	0	0	0	0	0	0	5
09:30	5	1	1	0	0	0	0	7	1	0	0	0	0	0	0	1
09:45	8	2	0	0	0	0	0	10	2	1	0	0	0	0	0	3
Hour	23	4	2	0	0	0	0	29	11	3	0	0	0	0	0	14
10:00	15	0	0	0	0	0	0	15	6	0	0	0	1	0	0	7
10:15	8	4	1	0	0	0	0	13	3	0	0	0	0	0	0	3
10:30	6	1	0	0	0	0	1	8	4	0	1	0	0	0	0	5
10:45	9	1	0	0	0	0	0	10	6	0	1	0	0	0	0	7
Hour	38	6	1	0	0	0	1	46	19	0	2	0	1	0	0	22
11:00	12	1	0	0	0	0	0	13	0	0	0	0	0	0	0	0
11:15	19	4	1	0	0	0	0	24	4	0	0	0	0	0	0	4
11:30	19	3	0	0	0	0	1	23	2	2	0	0	0	0	0	4
11:45	28	0	0	0	0	0	1	29	8	1	0	0	0	0	0	9
Hour	78	8	1	0	0	0	2	89	14	3	0	0	0	0	0	17
12:00	10	1	0	0	0	0	3	14	1	0	0	0	0	0	0	1
12:15	13	2	0	0	0	0	1	16	1	1	0	0	0	0	0	2
12:30	21	1	0	0	0	0	0	22	4	1	0	0	0	0	0	5
12:45	13	0	0	0	0	0	0	13	10	2	0	0	0	0	0	12
Hour	57	4	0	0	0	0	4	65	16	4	0	0	0	0	0	20
13:00	26	1	0	0	0	0	0	27	13	1	0	0	0	0	0	14
13:15	17	2	0	0	0	0	2	21	9	0	0	0	0	0	0	9
13:30	26	2	0	0	0	0	0	28	9	0	0	0	0	0	0	9
13:45	16	0	0	0	0	0	1	17	9	1	0	0	0	0	0	10
Hour	85	5	0	0	0	0	3	93	40	2	0	0	0	0	0	42
14:00	18	1	0	0	0	0	0	19	8	0	0	0	0	0	0	8
14:15	15	0	0	1	0	0	0	16	10	0	0	0	0	0	0	10
14:30	10	4	0	0	0	0	0	14	6	2	0	0	0	0	0	8
14:45	11	1	1	0	0	0	0	13	3	3	0	0	0	0	0	6
Hour	54	6	1	1	0	0	0	62	27	5	0	0	0	0	0	32
15:00	15	1	0	0	0	0	2	18	6	0	0	0	0	0	0	6
15:15	14	3	1	0	0	0	2	20	5	1	0	0	0	0	0	6
15:30	15	2	0	0	0	0	0	17	5	0	0	0	0	0	0	5
15:45	33	2	0	0	0	0	5	40	4	0	0	0	0	0	0	4
Hour	77	8	1	0	0	0	9	95	20	1	0	0	0	0	0	21
16:00	33	2	0	0	0	0	2	37	12	3	1	0	0	0	0	16
16:15	18	2	0	0	0	0	1	21	10	1	0	0	0	0	0	11
16:30	26	0	0	0	0	0	1	27	9	1	0	0	0	0	0	10
16:45	41	0	1	0	0	0	0	42	10	0	0	0	0	0	0	10
Hour	118	4	1	0	0	0	4	127	41	5	1	0	0	0	0	47
17:00	47	2	0	0	0	1	3	53	16	0	0	0	0	0	0	16
17:15	53	1	1	0	0	1	2	58	25	0	0	0	0	0	0	25
17:30	46	0	0	0	0	0	2	48	16	0	0	0	0	0	0	16
17:45	24	2	0	0	0	0	2	28	13	1	0	0	0	0	0	14
Hour	170	5	1	0	0	2	9	187	70	1	0	0	0	0	0	71
18:00	38	1	0	0	0	1	1	41	11	0	0	0	0	0	0	11
18:15	35	1	1	0	0	0	3	40	13	0	0	0	0	0	0	13
18:30	23	2	0	0	0	0	2	27	12	1	0	0	0	0	0	13
18:45	34	1	0	0	0	0	1	36	8	0	0	0	0	0	0	8
Hour	130	5	1	0	0	1	7	144	44	1	0	0	0	0	0	45
Total	903	64	10	2	0	4	43	1026	356	31	5	1	1	0	1	395

Site No. 11  
 Location Snugborough Road(N) / Snugborough Road(S) / Aquatic Centre  
 Date 13 April 2016

Time	To Arm A - Snugborough Road(N)							Veh. Total	From Arm A - Snugborough Road(N)							Veh. Total
	CAR	LGV	OGV1	OGV2	PSV	M/C	P/C		CAR	LGV	OGV1	OGV2	PSV	M/C	P/C	
07:00	128	13	5	4	2	1	9	162	54	10	8	11	2	0	0	85
07:15	145	36	9	8	3	1	15	217	54	10	14	12	1	1	1	93
07:30	161	20	7	4	4	0	15	211	68	14	14	19	1	0	0	116
07:45	204	17	9	6	0	5	16	257	77	17	11	15	1	0	2	123
Hour	638	86	30	22	9	7	55	847	253	51	47	57	5	1	3	417
08:00	207	22	11	3	4	2	7	256	74	16	11	8	0	2	0	111
08:15	199	22	4	10	1	3	10	249	94	24	14	12	1	0	0	145
08:30	190	20	2	3	3	2	9	229	86	18	10	20	2	0	1	137
08:45	189	11	10	1	1	2	8	222	88	28	9	10	1	0	0	136
Hour	785	75	27	17	9	9	34	956	342	86	44	50	4	2	1	529
09:00	167	24	9	4	4	2	9	219	82	23	10	7	3	1	1	127
09:15	119	19	4	14	1	1	4	162	81	25	10	10	1	1	1	129
09:30	111	19	7	8	0	2	2	149	76	30	14	10	2	1	0	133
09:45	75	24	14	4	1	0	1	119	88	23	10	13	1	1	0	136
Hour	472	86	34	30	6	5	16	649	327	101	44	40	7	4	2	525
10:00	66	13	3	8	2	1	3	96	64	26	8	8	0	0	1	107
10:15	65	24	13	7	0	0	3	112	65	31	9	11	2	2	1	121
10:30	64	17	19	9	1	0	5	115	76	27	8	13	0	0	0	124
10:45	54	21	8	8	1	1	0	93	71	25	9	14	1	0	0	120
Hour	249	75	43	32	4	2	11	416	276	109	34	46	3	2	2	472
11:00	63	21	8	9	1	1	0	103	64	24	9	8	2	0	1	108
11:15	61	21	10	9	1	1	1	104	78	27	9	9	0	1	0	124
11:30	40	22	10	9	1	1	2	85	80	32	8	12	3	0	1	136
11:45	59	25	11	4	1	1	0	101	99	25	13	10	1	0	2	150
Hour	223	89	39	31	4	4	3	393	321	108	39	39	6	1	4	518
12:00	51	25	8	9	1	0	0	94	105	32	7	11	1	2	1	159
12:15	71	22	8	11	0	1	3	116	96	21	15	9	0	0	0	141
12:30	68	16	7	9	1	1	1	103	84	27	16	10	1	1	0	139
12:45	78	22	7	11	1	1	1	121	99	27	8	11	0	0	0	145
Hour	268	85	30	40	3	3	5	434	384	107	46	41	2	3	1	584
13:00	96	17	6	7	2	1	2	131	104	22	9	12	2	1	3	153
13:15	86	15	11	11	0	0	0	123	109	23	9	10	0	0	0	151
13:30	91	23	11	6	1	0	0	132	97	23	7	8	1	1	1	138
13:45	95	13	10	3	1	0	0	122	101	16	6	11	1	0	3	138
Hour	368	68	38	27	4	1	2	508	411	84	31	41	4	2	7	580
14:00	81	24	14	5	1	0	1	126	98	28	10	5	2	0	0	143
14:15	66	17	15	9	0	0	1	108	92	23	15	12	1	0	2	145
14:30	55	17	9	7	1	0	1	90	93	24	13	7	0	0	5	142
14:45	55	19	13	4	1	1	0	93	96	19	7	8	1	0	3	134
Hour	257	77	51	25	3	1	3	417	379	94	45	32	4	0	10	564
15:00	64	12	9	9	1	0	0	95	113	18	13	6	1	3	0	154
15:15	68	22	11	6	1	1	1	110	84	22	5	3	3	0	1	118
15:30	64	12	12	4	1	1	2	96	145	25	10	8	0	0	7	195
15:45	61	14	9	8	2	0	2	96	119	30	6	11	2	0	6	174
Hour	257	60	41	27	5	2	5	397	461	95	34	28	6	3	14	641
16:00	60	20	10	9	0	0	0	99	176	32	8	12	0	1	5	234
16:15	60	15	9	1	2	0	4	91	174	25	11	8	1	1	5	225
16:30	58	16	7	1	0	2	3	87	178	24	3	5	4	3	10	227
16:45	61	9	8	2	1	2	4	87	162	17	2	3	3	2	8	197
Hour	239	60	34	13	3	4	11	364	690	98	24	28	8	7	28	883
17:00	67	5	7	4	1	0	0	84	171	24	2	3	2	2	7	211
17:15	87	13	4	5	0	0	0	109	192	22	2	4	2	4	9	235
17:30	62	3	9	5	1	0	1	81	193	16	5	2	2	2	10	230
17:45	64	7	6	11	1	0	4	93	199	13	2	2	4	6	10	236
Hour	280	28	26	25	3	0	5	367	755	75	11	11	10	14	36	912
18:00	69	7	3	5	1	0	3	88	152	18	4	1	2	2	7	186
18:15	61	2	4	3	1	0	0	71	183	13	0	7	3	3	11	220
18:30	51	5	7	10	0	0	0	73	155	9	0	5	1	3	4	177
18:45	59	7	1	3	1	1	0	72	125	10	3	2	2	0	4	146
Hour	240	21	15	21	3	1	3	304	615	50	7	15	8	8	26	729
Total	4276	810	408	310	56	39	153	6052	5214	1058	406	428	67	47	134	7354



Site No. 11  
 Location Snugborough Road(N) / Snugborough Road(S) / Aquatic Centre  
 Date 13 April 2016

Time	To Arm B - Snugborough Road(S)							Veh. Total	From Arm B - Snugborough Road(S)							Veh. Total
	CAR	LGV	OGV1	OGV2	PSV	M/C	P/C		CAR	LGV	OGV1	OGV2	PSV	M/C	P/C	
07:00	56	11	8	11	2	0	1	89	131	13	5	4	2	1	9	165
07:15	59	12	13	12	1	2	1	100	162	35	9	8	3	2	15	234
07:30	76	13	15	18	1	0	2	125	169	20	7	4	4	0	15	219
07:45	74	16	11	13	1	0	2	117	211	17	9	6	0	5	16	264
Hour	265	52	47	54	5	2	6	431	673	85	30	22	9	8	55	882
08:00	75	16	11	8	0	2	0	112	214	22	11	2	4	2	7	262
08:15	88	24	14	11	1	0	0	138	206	24	4	10	1	3	10	258
08:30	80	18	10	20	2	0	1	131	202	20	3	3	3	2	9	242
08:45	77	27	9	11	1	0	1	126	200	13	10	1	1	2	8	235
Hour	320	85	44	50	4	2	2	507	822	79	28	16	9	9	34	997
09:00	76	23	11	7	3	0	1	121	190	23	9	4	4	2	9	241
09:15	78	25	10	10	1	1	1	126	133	19	4	14	1	1	5	177
09:30	75	28	14	10	2	1	0	130	129	20	7	8	0	2	5	171
09:45	85	25	10	13	0	1	0	134	107	24	14	4	1	0	3	153
Hour	314	101	45	40	6	3	2	511	559	86	34	30	6	5	22	742
10:00	75	20	8	8	0	0	1	112	84	16	3	8	1	1	3	116
10:15	68	33	10	11	2	2	1	127	77	25	14	7	0	0	3	126
10:30	73	27	8	13	0	0	1	122	83	18	19	9	1	0	5	135
10:45	74	26	9	14	1	0	0	124	62	21	8	8	1	1	0	101
Hour	290	106	35	46	3	2	3	485	306	80	44	32	3	2	11	478
11:00	67	25	9	8	2	0	1	112	81	23	8	9	1	1	0	123
11:15	94	30	10	9	0	1	0	144	74	23	10	9	1	1	1	119
11:30	98	34	8	12	3	0	2	157	54	21	10	9	1	1	2	98
11:45	120	23	12	10	1	0	3	169	64	25	11	4	1	1	0	106
Hour	379	112	39	39	6	1	6	582	273	92	39	31	4	4	3	446
12:00	106	32	7	11	1	2	3	162	64	25	8	9	1	0	0	107
12:15	100	22	15	9	0	0	1	147	77	23	8	11	0	1	3	123
12:30	94	28	16	10	1	1	0	150	70	16	8	9	1	1	1	106
12:45	104	26	8	11	0	0	0	149	83	20	7	11	1	1	1	124
Hour	404	108	46	41	2	3	4	608	294	84	31	40	3	3	5	460
13:00	119	21	9	12	2	1	3	167	93	18	6	7	2	1	2	129
13:15	113	21	9	9	0	0	2	154	87	17	11	11	0	0	0	126
13:30	118	25	6	8	1	1	1	160	94	23	11	7	1	0	2	138
13:45	109	15	6	11	1	0	4	146	107	14	10	3	1	0	0	135
Hour	459	82	30	40	4	2	10	627	381	72	38	28	4	1	4	528
14:00	112	29	10	5	2	0	0	158	85	27	14	5	1	0	2	134
14:15	101	23	15	13	1	0	2	155	65	21	16	9	0	0	1	112
14:30	92	26	12	7	0	0	5	142	67	17	9	7	1	0	1	102
14:45	100	18	8	8	1	0	3	138	84	18	13	4	1	1	0	121
Hour	405	96	45	33	4	0	10	593	301	83	52	25	3	1	4	469
15:00	118	19	13	5	1	3	2	161	78	14	9	9	1	0	0	111
15:15	89	24	6	3	3	0	3	128	89	22	11	6	1	1	1	131
15:30	140	25	10	8	0	0	7	190	89	14	12	4	1	1	3	124
15:45	132	31	6	11	2	0	11	193	88	15	9	8	2	0	2	124
Hour	479	99	35	27	6	3	23	672	344	65	41	27	5	2	6	490
16:00	202	33	8	12	0	1	6	262	63	21	9	9	0	0	0	102
16:15	183	25	11	8	1	1	6	235	79	14	9	1	2	0	5	110
16:30	198	24	3	5	4	3	11	248	65	15	7	1	0	2	3	93
16:45	187	15	3	3	3	2	8	221	80	9	8	2	1	2	4	106
Hour	770	97	25	28	8	7	31	966	287	59	33	13	3	4	12	411
17:00	203	26	2	3	2	3	10	249	80	6	7	4	1	0	0	98
17:15	226	23	3	4	2	4	11	273	82	13	4	5	0	0	0	104
17:30	216	16	5	2	2	2	12	255	57	4	9	5	1	0	2	78
17:45	199	14	2	2	4	6	12	239	85	9	6	11	1	0	4	116
Hour	844	79	12	11	10	15	45	1016	304	32	26	25	3	0	6	396
18:00	177	18	4	1	2	3	8	213	84	8	4	5	1	0	4	106
18:15	205	14	1	7	3	3	14	247	60	2	4	3	1	0	1	71
18:30	172	10	0	5	1	3	6	197	70	4	7	10	0	0	0	91
18:45	142	8	3	2	2	0	5	162	86	9	1	3	1	1	0	101
Hour	696	50	8	15	8	9	33	819	300	23	16	21	3	1	5	369
Total	5625	1067	411	424	66	49	175	7817	4844	840	412	310	55	40	167	6668

Site No. 11  
Location Snugborough Road(N) / Snugborough Road(S) / Aquatic Centre  
Date 13 April 2016

Time	To Arm C - Aquatic Centre							Veh. Total	From Arm C - Aquatic Centre							Veh. Total
	CAR	LGV	OGV1	OGV2	PSV	M/C	P/C		CAR	LGV	OGV1	OGV2	PSV	M/C	P/C	
07:00	9	1	0	0	0	0	0	10	8	2	0	0	0	0	1	11
07:15	29	0	2	0	0	1	0	32	17	3	1	0	0	1	0	22
07:30	24	2	0	1	0	0	1	28	24	1	1	0	0	0	3	29
07:45	25	2	0	2	0	0	0	29	15	1	0	0	0	0	0	16
Hour	87	5	2	3	0	1	1	99	64	7	2	0	0	1	4	78
08:00	22	2	1	0	0	0	0	25	16	2	1	1	0	0	0	20
08:15	26	6	0	1	0	0	0	33	13	4	0	0	0	0	0	17
08:30	31	0	1	0	0	0	0	32	13	0	0	0	0	0	0	13
08:45	43	5	0	0	0	0	0	48	21	2	0	1	0	0	1	25
Hour	122	13	2	1	0	0	0	138	63	8	1	2	0	0	1	75
09:00	40	1	0	0	0	1	0	42	11	2	1	0	0	0	0	14
09:15	24	1	0	0	0	0	1	26	7	1	0	0	0	0	0	8
09:30	25	4	1	0	0	0	3	33	6	1	1	0	0	0	0	8
09:45	45	1	0	0	1	0	2	49	10	3	0	0	0	0	0	13
Hour	134	7	1	0	1	1	6	150	34	7	2	0	0	0	0	43
10:00	28	9	0	0	0	0	0	37	21	0	0	0	1	0	0	22
10:15	20	3	1	0	0	0	0	24	11	4	1	0	0	0	0	16
10:30	32	2	1	0	0	0	0	35	10	1	1	0	0	0	1	13
10:45	20	0	1	0	0	0	0	21	15	1	1	0	0	0	0	17
Hour	100	14	3	0	0	0	0	117	57	6	3	0	1	0	1	68
11:00	27	2	0	0	0	0	0	29	12	1	0	0	0	0	0	13
11:15	20	3	0	0	0	0	0	23	23	4	1	0	0	0	0	28
11:30	17	2	0	0	0	0	0	19	21	5	0	0	0	0	1	27
11:45	20	3	1	0	0	0	0	24	36	1	0	0	0	0	1	38
Hour	84	10	1	0	0	0	0	95	92	11	1	0	0	0	2	106
12:00	23	1	0	0	0	0	1	25	11	1	0	0	0	0	3	15
12:15	16	3	0	0	0	0	0	19	14	3	0	0	0	0	1	18
12:30	17	1	1	0	0	0	0	19	25	2	0	0	0	0	0	27
12:45	23	1	0	0	0	0	0	24	23	2	0	0	0	0	0	25
Hour	79	6	1	0	0	0	1	87	73	8	0	0	0	0	4	85
13:00	21	4	0	0	0	0	0	25	39	2	0	0	0	0	0	41
13:15	23	6	0	1	0	0	0	30	26	2	0	0	0	0	2	30
13:30	17	0	1	1	0	0	2	21	35	2	0	0	0	0	0	37
13:45	29	3	0	0	0	0	0	32	25	1	0	0	0	0	1	27
Hour	90	13	1	2	0	0	2	108	125	7	0	0	0	0	3	135
14:00	16	3	0	0	0	0	1	20	26	1	0	0	0	0	0	27
14:15	15	4	1	0	0	0	0	20	25	0	0	1	0	0	0	26
14:30	29	4	1	0	0	0	0	34	16	6	0	0	0	0	0	22
14:45	39	4	0	0	0	0	0	43	14	4	1	0	0	0	0	19
Hour	99	15	2	0	0	0	1	117	81	11	1	1	0	0	0	94
15:00	30	2	0	1	0	0	0	33	21	1	0	0	0	0	2	24
15:15	35	2	0	0	0	0	0	37	19	4	1	0	0	0	2	26
15:30	50	4	0	0	0	0	1	55	20	2	0	0	0	0	0	22
15:45	51	2	0	0	0	0	0	53	37	2	0	0	0	0	5	44
Hour	166	10	0	1	0	0	1	178	97	9	1	0	0	0	9	116
16:00	22	5	0	0	0	0	1	28	45	5	1	0	0	0	2	53
16:15	38	2	0	0	0	0	1	41	28	3	0	0	0	0	1	32
16:30	22	0	0	0	0	0	0	22	35	1	0	0	0	0	1	37
16:45	45	2	0	0	0	0	0	47	51	0	1	0	0	0	0	52
Hour	127	9	0	0	0	0	2	138	159	9	2	0	0	0	4	174
17:00	44	1	0	0	0	0	0	45	63	2	0	0	0	1	3	69
17:15	39	0	0	0	0	1	0	40	78	1	1	0	0	1	2	83
17:30	34	1	0	0	0	0	1	36	62	0	0	0	0	0	2	64
17:45	58	4	0	0	0	0	0	62	37	3	0	0	0	0	2	42
Hour	175	6	0	0	0	1	1	183	240	6	1	0	0	2	9	258
18:00	39	2	1	0	0	0	1	43	49	1	0	0	0	1	1	52
18:15	25	0	0	0	0	0	1	26	48	1	1	0	0	0	3	53
18:30	37	1	0	0	0	0	0	38	35	3	0	0	0	0	2	40
18:45	52	5	0	0	0	0	0	57	42	1	0	0	0	0	1	44
Hour	153	8	1	0	0	0	2	164	174	6	1	0	0	1	7	189
Total	1416	116	14	7	1	3	17	1574	1259	95	15	3	1	4	44	1421



Ireland

9 City Gate,  
Lower Bridge Street,  
Dublin 8

Tel: 01 633 4725  
Fax: 01 633 4562

**TOBIN CONSULTING ENGINEERS  
GREATER DUBLIN DRAINAGE PROJECT  
TRAFFIC SURVEY**

**SURVEY REPORT  
APRIL 2016**

PROJECT NO.	6173
CHECKED	P. MURRAY
DATE	26/04/2016
CONTACT	A.CHAMBERS
REVISION	

## **CONTENTS**

Introduction

Junction Turning Counts

Automatic Traffic Counts

Diagrams 6173-01 & 6173-02

Drawings 6173-01 & 6173-02

Appendix A – Vehicle Categories

## INTRODUCTION

Nationwide Data Collection (NDC) was instructed by Tobin Consulting Engineers to undertake the following surveys across North Dublin.

General location plans are given in Diagrams 6173-01 & 6173-02.

## JUNCTION TURNING COUNTS

Junction turning counts were undertaken at the following sites:

Site No.	Location.	Day / Date
1	Petrol Station / Hotel Access / Clonshaugh Road(S) / Clonshaugh Road(E)	Wednesday 13 <sup>th</sup> April 2016
2	Clonshaugh Road(N) / N32(W) / Access Road / N32(E)	
5	R107(N) / N32(W) / R107(S) / N32(E)	
6	R106(N) / Willie Nolan Road / R106(S)	
8	R106(N) / R123 / R106(S)	
9	R106(N) / R106(S) / Golf Link Road	
10	R106(N) / Station Road / R106(S)	
11	Snugborough Road(N) / Snugborough Road(S) / Aquatic Centre	

All sites were surveyed using telescopically mounted video cameras from which the information was subsequently extracted. Details of the observed movements are given in Drawings 6173-01 & 6173-02.

The survey was carried out with survey hours of 07:00 to 19:00. All information was collected in 15 minute intervals and has been tabulated with both hourly and period totals.

Vehicles were classified into the following categories:

- Cars and Taxis (**CAR**)
- Light Goods Vehicles (**LGV**),
- Other Goods Vehicles - type 1 (**OGV1**),
- Other Goods Vehicles - type 2 (**OGV2**),
- Buses (**BUS**),
- Motorcycles (**M/C**) and
- Pedal Cycles (**P/C**).

A detailed description of the vehicles included in each category is provided in Appendix A.



**AUTOMATIC TRAFFIC COUNTS**

Automatic traffic counts were undertaken at the following sites:

Site No.	Location.	Days / Dates
3	Clonsaugh Road, north of JTC Site 1	Tuesday 12th April to Monday 18th April 2016
4	N32, east of JTC Site 2	
7	Coast Road, south of JTC Site 8	
12	Snugborough Road, north of JTC Site 11	

METROCOUNT 5600 series automatic traffic counters, attached to pneumatic tubes, were used at all the sites. Data was collected in both directions at all locations, with one counter being used for single carriageway sites (1 lane per direction).

The survey was carried out with survey hours of 00:00 to 00(24):00.

The results have been provided in excel, in hourly totals and includes the following information:

- Total Vehicles
- Class Bin Totals (12 Class)
- Number of Vehicles over Speed Limit
- Percentage of Vehicles over Speed Limit
- Number of Vehicles over Speed Limit 1 (Speed Limit + 5kph)
- Percentage of Vehicles over Speed Limit 1
- Number of Vehicles over Speed Limit 2 – (Speed Limit + 10kph)
- Percentage of Vehicles over Speed Limit 2
- Mean Speed
- 85<sup>th</sup> Percentile Speed
- Speed Bin Totals (Range 0 to 140kph)

12hr (07:00 to 19:00), 16hr (06:00 to 22:00), 18hr (06:00 to 00:00) and 24hr (00:00 to 00:00) totals are also included along with a virtual day, week and grand total. The peak time period for both the a.m (00:00 to 12:00) and p.m (12:00 to 24:00) are also highlighted.

A detailed description of the vehicles included in each category is provided in Appendix A.

**SITE REPORT**

**Weather** Clear and sunny.

**Accidents** None.

**Roadworks** None.

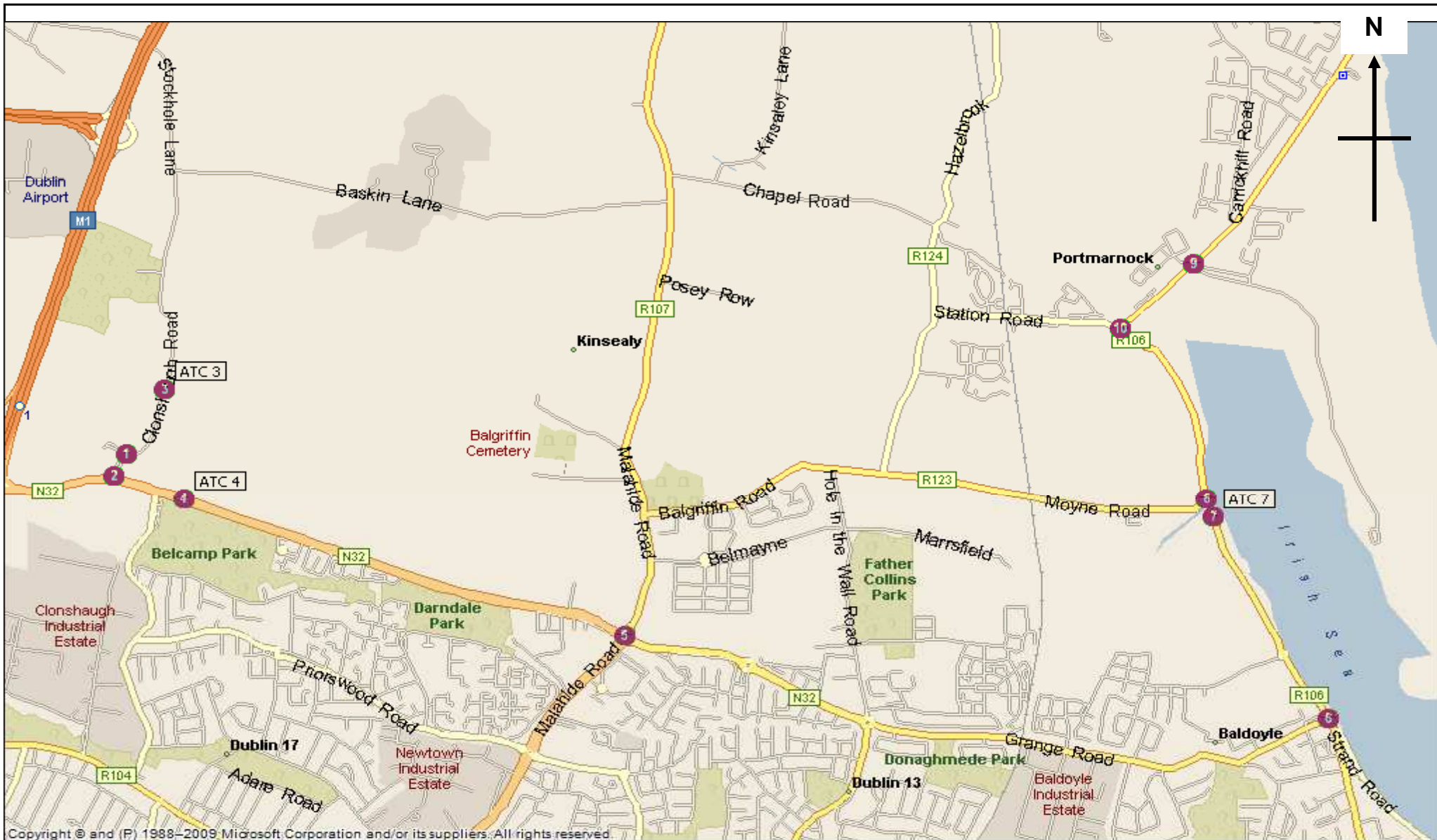
**Queues** Not required.


**Pedestrians** Not required.

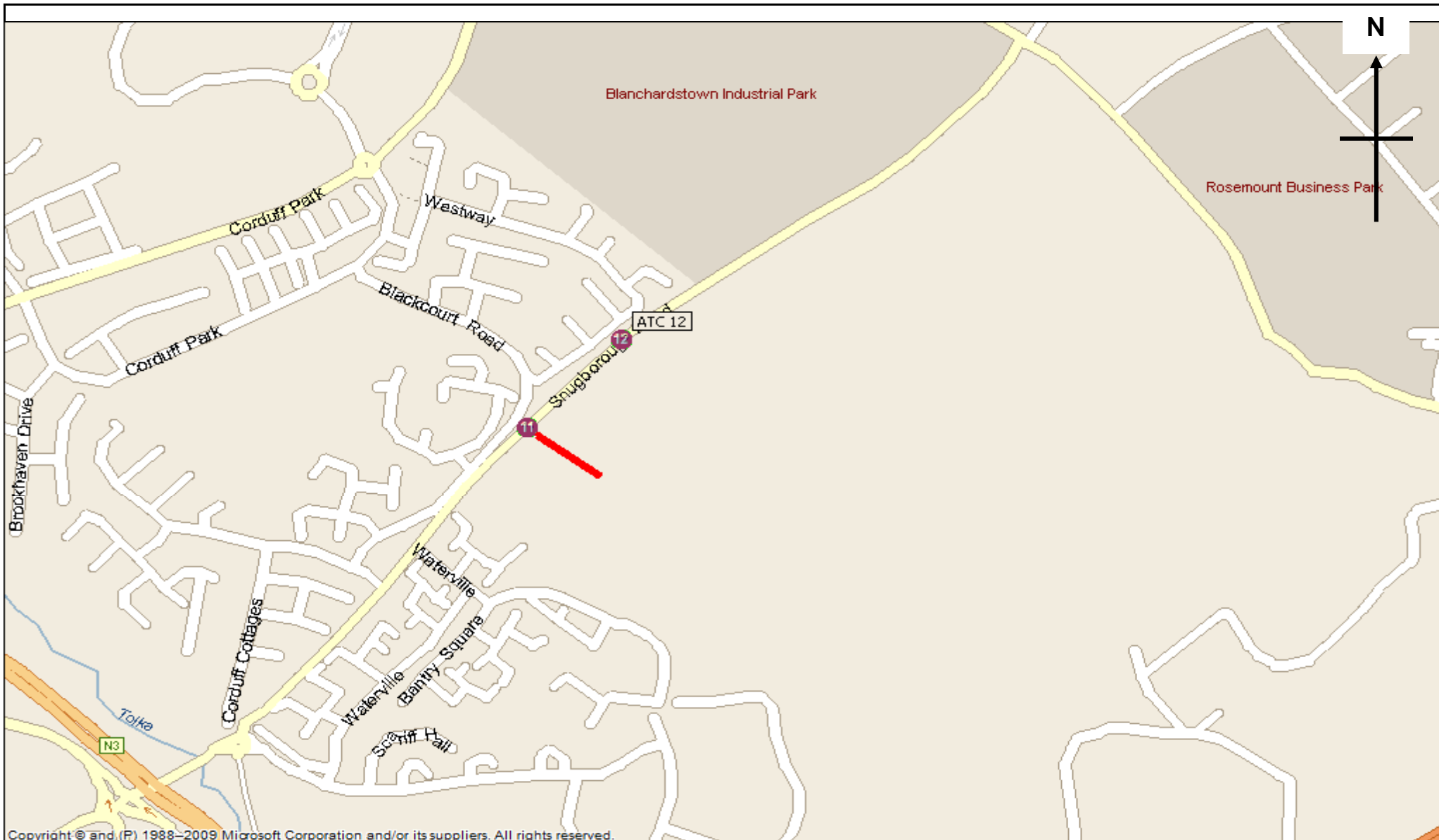
**General Site Notes.** None.


# **APPENDIX A**

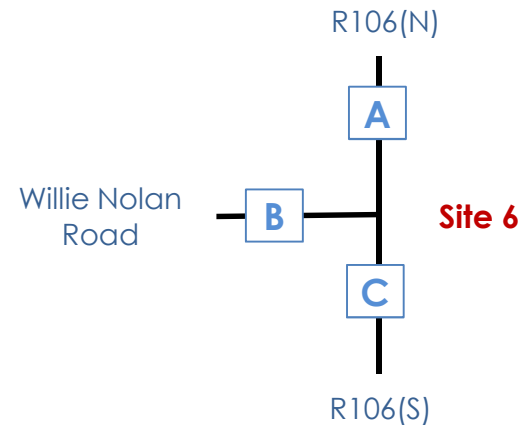
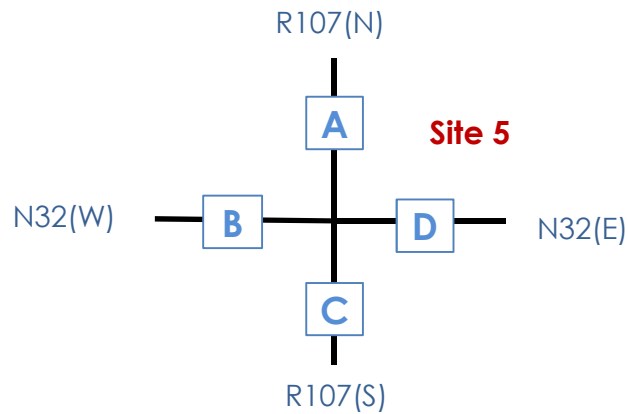
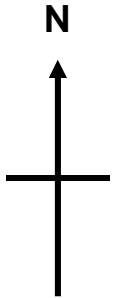
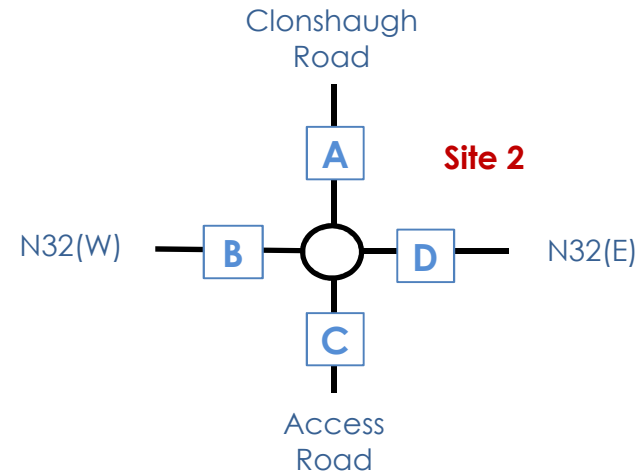
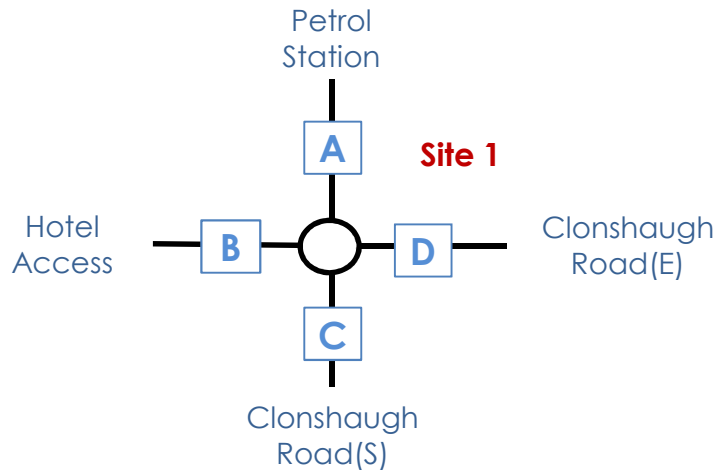
# **VEHICLE CATEGORIES**



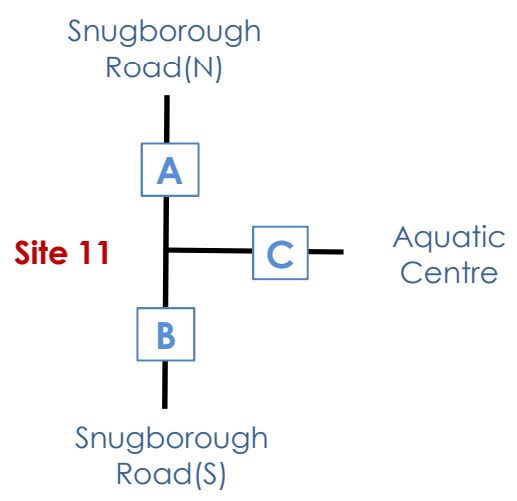
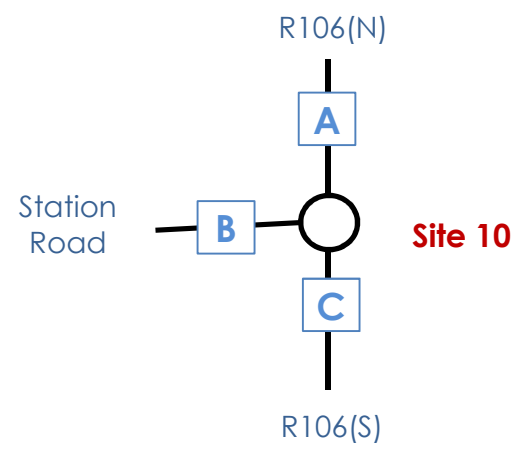
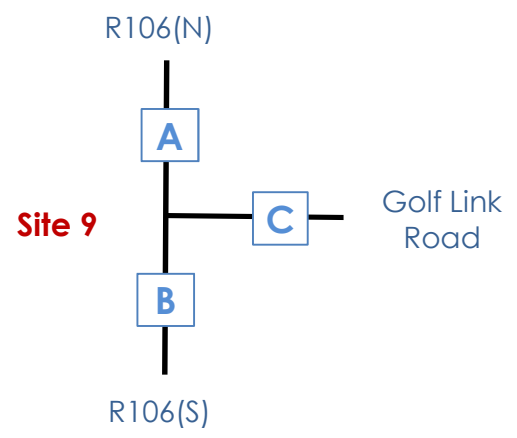
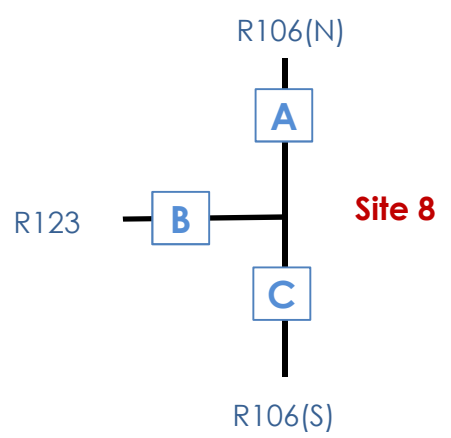
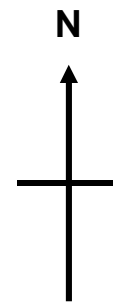
	<b>Sites / Location:</b> 1 to 10 / Dublin	<b>Project No:</b> 6173	<b>Diagram No:</b> 6173-01	<b>Drawn By:</b> AC	
	<b>Survey Date:</b> JTC's: Wednesday 13th April 2016 ATC's: Tuesday 12th April to Monday 18th April 2016	<b>Project Name:</b> GREATER DUBLIN DRAINAGE PROJECT			
	<b>Survey Times:</b> JTC's: 07:00 to 19:00 ATC's: 00:00 to 00(24):00	<b>Diagram Title:</b> General Location Plan			



	<b>Sites / Location:</b> 11 & 12 / Dublin	<b>Project No:</b> 6173	<b>Diagram No:</b> 6173-02	<b>Drawn By:</b> AC	
	<b>Survey Date:</b> JTC: Wednesday 13th April 2016 ATC: Tuesday 12th April to Monday 18th April 2016	<b>Project Name:</b> GREATER DUBLIN DRAINAGE PROJECT			
	<b>Survey Times:</b> JTC: 07:00 to 19:00 00:00 to 00(24):00	ATC:	<b>Diagram Title:</b> General Location Plan		









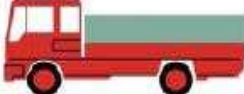










<b>Sites / Location:</b>	1, 2, 5 & 6 / Dublin	<b>Project No:</b>	6173	<b>Drawing No:</b>	6173-01	<b>Drawn By:</b>	AC		
	<b>Survey Date:</b>		Wednesday 13th April 2016		<b>Project Name:</b>		GREATER DUBLIN DRAINAGE PROJECT		
	<b>Survey Times:</b>		07:00 to 19:00				<b>Drawing Title:</b>	Site Layout and Observed Movements	



	<b>Sites / Location:</b>	8 to 11 / Dublin	<b>Project No:</b>	6173	<b>Drawing No:</b>	6173-02	<b>Drawn By:</b>	AC
	<b>Survey Date:</b>	Wednesday 13th April 2016	<b>Project Name:</b>		GREATER DUBLIN DRAINAGE PROJECT			
	<b>Survey Times:</b>	07:00 to 19:00	<b>Drawing Title:</b>		Site Layout and Observed Movements			

**COBA VEHICLE CATEGORIES**

<p><b>CAR</b></p>	<div style="display: flex; justify-content: space-around;"> <div style="text-align: center;">         SALOON     </div> <div style="text-align: center;">         ESTATE     </div> </div> <div style="display: flex; justify-content: space-around; margin-top: 20px;"> <div style="text-align: center;">         PEOPLE CARRIER     </div> <div style="text-align: center;">         CAR TOWING CARAVAN / TRAILER     </div> </div>
<p><b>LIGHT GOODS VEHICLE (LGV)</b></p>	<div style="display: flex; justify-content: space-around;"> <div style="text-align: center;">         VAN     </div> <div style="text-align: center;">         &lt;3.5 TONNES – single rear tyres     </div> <div style="text-align: center;">         PICK-UP     </div> </div>
<p><b>OTHER GOODS VEHICLE (OGV1)</b></p>	<div style="display: flex; justify-content: space-around;"> <div style="text-align: center;">         &gt; 3.5 TONNES – twin rear tyres     </div> <div style="text-align: center;">         2-AXLES RIGID     </div> </div> <div style="display: flex; justify-content: space-around; margin-top: 20px;"> <div style="text-align: center;">         2-AXLES RIGID     </div> <div style="text-align: center;">         3 AXLES-RIGID     </div> </div>
<p><b>OTHER GOODS VEHICLE (OGV2)</b></p>	<div style="display: flex; justify-content: space-around;"> <div style="text-align: center;">         4 OR MORE AXLES RIGID     </div> <div style="text-align: center;">         3-AXLES ARTIC     </div> </div> <div style="display: flex; justify-content: space-around; margin-top: 20px;"> <div style="text-align: center;">         4 OR MORE AXLES ARTIC     </div> <div style="text-align: center;">         OTHER GOODS VEHICLE WITH TRAILER     </div> </div>
<p><b>BUSES &amp; COACHES (PSV)</b></p>	<div style="display: flex; justify-content: space-around;"> <div style="text-align: center;">         DOUBLE DECK BUS     </div> <div style="text-align: center;">         SINGLE DECK BUS OR COACH     </div> </div>



---

## **COBA VEHICLE CATEGORIES**

### **Definition of Categories**

The various components of traffic have different characteristics in terms of operating costs, growth and occupancy. The most common categories into which the traffic is split in COBA; these are defined as:

#### **Cars (CARS)**

Including taxis, estate cars, 'people carriers' and other passenger vehicles (for example, minibuses and camper vans) with a gross vehicle weight of less than 3.5 tonnes, normally ones which can accommodate not more than 15 seats. Three-wheeled cars, motor invalid carriages, Land Rovers, Range Rovers and Jeeps and smaller ambulances are included. Cars towing caravans or trailers are counted as one vehicle unless included as a separate class.

#### **Light Goods Vehicles (LGV)**

Includes all goods vehicles up to 3.5 tonnes gross vehicle weight (goods vehicles over 3.5 tonnes have sideguards fitted between axles), including those towing a trailer or caravan. This includes all car delivery vans and those of the next larger carrying capacity such as transit vans. Included here are small pickup vans, three-wheeled goods vehicles, milk floats and pedestrian controlled motor vehicles. Most of this group is delivery vans of one type or another.

#### **Other Goods Vehicles (OGV 1)**

Includes all rigid vehicles over 3.5 tonnes gross vehicle weight with two or three axles Includes larger ambulances, tractors (without trailers), road rollers for tarmac pressing, box vans and similar large vans. A two or three axle motor tractive unit without a trailer is also included.












#### **Other Goods Vehicles (OGV 2)**

This category includes all rigid vehicles with four or more axles and all articulated vehicles. Also included in this class are OGV1 goods vehicles towing a caravan or trailer.

#### **Buses and Coaches (PSV)**

Includes all public service vehicles and works buses with a gross vehicle weight of 3.5 tonnes or more, usually vehicles with more than 16 seats.

**ATC VEHICLE CATEGORIES**

Axles	Groups	Description	Class		Parameters	Dominant Vehicle	Aggregate
2	1 or 2	Very Short - Bicycle or Motorcycle	MC	1	d(1)<1.7m & axles=2		
2	1 or 2	Short - Sedan, Wagon, 4WD, Utility, Light Van	SV	2	d(1)>=1.7m, d(1)<=3.2m & axles=2		
3, 4 or 5	3	Short Towing - Trailer, Caravan, Boat, etc.	SVT	3	groups=3, d(1)>=2.1m, d(1)<=3.2m, d(2)>=2.1m & axles=3,4,5		1 (Light)
2	2	Two axle truck or Bus	TB2	4	d(1)>3.2m & axles=2		
3	2	Three axle truck or Bus	TB3	5	axles=3 & groups=2		
>3	2	Four axle truck	T4	6	axles>3 & groups=2		2 (Medium)
3	3	Three axle articulated vehicle or Rigid vehicle and trailer	ART3	7	d(1)>3.2m, axles=3 & groups=3		
4	>2	Four axle articulated vehicle or Rigid vehicle and trailer	ART4	8	d(2)<2.1m or d(1)<2.1m or d(1)>3.2m axles = 4 & groups>2		
5	>2	Five axle articulated vehicle or Rigid vehicle and trailer	ART5	9	d(2)<2.1m or d(1)<2.1m or d(1)>3.2m axles=5 & groups>2		
>=6	>2	Six (or more) axle articulated vehicle or Rigid vehicle and trailer	ART6	10	axles=6 & groups>2 or axles>6 & groups=3		
>6	4	B-Double or Heavy truck and trailer	BD	11	groups=4 & axles>6		
>6	>=5	Double or triple road train or Heavy truck and two (or more) trailers	DRT	12	groups>=5 & axles>6		3 (Heavy)